# ANALYTICAL REPORT

February 10, 2016

## Envirocon

| | |
|---|---|
| Sample Delivery Group: | L816388 |
| Samples Received: | 02/09/2016 |
| Project Number: | 1495001 |
| Description: | BBG RR23 Ft. McClellan |
| Site: | RANGE 23 |
| Report To: | Liz Milodragovich<br>7878 Wadsworth Blvd, Ste 340<br>Arvada, CO 80003 |

Entire Report Reviewed By: Daphne R Richards

Daphne Richards
Technical Service Representative

Results relate only to the items tested or calibrated and are reported as rounded values. This test report shall not be reproduced, except in full, without written approval of the laboratory. Where applicable, sampling conducted by ESC is performed per guidance provided in laboratory standard operating procedures: 060302, 060303, and 060304.

# TABLE OF CONTENTS

## R23P079Q-POSTXCSSF16-B L816388-01 Solid

Collected by: Elizabeth M | Collected date/time: 02/07/16 16:10 | Received date/time: 02/09/16 09:00

| Method | Batch | Dilution | Preparation date/time | Analysis date/time | Analyst |
|---|---|---|---|---|---|
| Metals (ICP) by Method 6010B | WG847992 | 1 | 02/09/16 13:06 | 02/10/16 02:29 | JDG |
| Total Solids by Method 2540 G-2011 | WG847989 | 1 | 02/09/16 13:50 | 02/09/16 13:58 | MEL |

## R23P079Q-POSTXCSSF16-C L816388-02 Solid

Collected by: Elizabeth M | Collected date/time: 02/07/16 16:13 | Received date/time: 02/09/16 09:00

| Method | Batch | Dilution | Preparation date/time | Analysis date/time | Analyst |
|---|---|---|---|---|---|
| Metals (ICP) by Method 6010B | WG847992 | 1 | 02/09/16 13:06 | 02/10/16 02:43 | JDG |
| Total Solids by Method 2540 G-2011 | WG847989 | 1 | 02/09/16 13:50 | 02/09/16 13:58 | MEL |

## R23P079Q-POSTXCSSF16-D L816388-03 Solid

Collected by: Elizabeth M | Collected date/time: 02/07/16 16:15 | Received date/time: 02/09/16 09:00

| Method | Batch | Dilution | Preparation date/time | Analysis date/time | Analyst |
|---|---|---|---|---|---|
| Metals (ICP) by Method 6010B | WG847992 | 1 | 02/09/16 13:06 | 02/10/16 02:46 | JDG |
| Total Solids by Method 2540 G-2011 | WG847989 | 1 | 02/09/16 13:50 | 02/09/16 13:58 | MEL |

## R23P079Q-POSTXCSSF16-SW1 L816388-04 Solid

Collected by: Elizabeth M | Collected date/time: 02/07/16 16:18 | Received date/time: 02/09/16 09:00

| Method | Batch | Dilution | Preparation date/time | Analysis date/time | Analyst |
|---|---|---|---|---|---|
| Metals (ICP) by Method 6010B | WG847992 | 1 | 02/09/16 13:06 | 02/10/16 02:49 | JDG |
| Total Solids by Method 2540 G-2011 | WG847989 | 1 | 02/09/16 13:50 | 02/09/16 13:58 | MEL |

## R23P079Q-POSTXCSSF16-SW2 L816388-05 Solid

Collected by: Elizabeth M | Collected date/time: 02/07/16 16:20 | Received date/time: 02/09/16 09:00

| Method | Batch | Dilution | Preparation date/time | Analysis date/time | Analyst |
|---|---|---|---|---|---|
| Metals (ICP) by Method 6010B | WG847992 | 1 | 02/09/16 13:06 | 02/10/16 02:58 | JDG |
| Total Solids by Method 2540 G-2011 | WG847989 | 1 | 02/09/16 13:50 | 02/09/16 13:58 | MEL |

## R23P079Q-POSTXCSSF16-SW3 L816388-06 Solid

Collected by: Elizabeth M | Collected date/time: 02/07/16 16:23 | Received date/time: 02/09/16 09:00

| Method | Batch | Dilution | Preparation date/time | Analysis date/time | Analyst |
|---|---|---|---|---|---|
| Metals (ICP) by Method 6010B | WG847992 | 1 | 02/09/16 13:06 | 02/10/16 03:01 | JDG |
| Total Solids by Method 2540 G-2011 | WG847989 | 1 | 02/09/16 13:50 | 02/09/16 13:58 | MEL |

## R23P079Q-POSTXCSSF17-A L816388-07 Solid

Collected by: Elizabeth M | Collected date/time: 02/07/16 16:25 | Received date/time: 02/09/16 09:00

| Method | Batch | Dilution | Preparation date/time | Analysis date/time | Analyst |
|---|---|---|---|---|---|
| Metals (ICP) by Method 6010B | WG847992 | 1 | 02/09/16 13:06 | 02/10/16 03:05 | JDG |
| Total Solids by Method 2540 G-2011 | WG847989 | 1 | 02/09/16 13:50 | 02/09/16 13:58 | MEL |

## R23P079Q-POSTXCSSF17-B L816388-08 Solid

Collected by: Elizabeth M | Collected date/time: 02/07/16 16:28 | Received date/time: 02/09/16 09:00

| Method | Batch | Dilution | Preparation date/time | Analysis date/time | Analyst |
|---|---|---|---|---|---|
| Metals (ICP) by Method 6010B | WG847992 | 1 | 02/09/16 13:06 | 02/10/16 03:08 | JDG |
| Total Solids by Method 2540 G-2011 | WG847989 | 1 | 02/09/16 13:50 | 02/09/16 13:58 | MEL |

## R23P079Q-POSTXCSSF17-C L816388-09 Solid

Collected by: Elizabeth M | Collected date/time: 02/07/16 16:30 | Received date/time: 02/09/16 09:00

| Method | Batch | Dilution | Preparation date/time | Analysis date/time | Analyst |
|---|---|---|---|---|---|
| Metals (ICP) by Method 6010B | WG847992 | 1 | 02/09/16 13:06 | 02/10/16 03:11 | JDG |
| Total Solids by Method 2540 G-2011 | WG847989 | 1 | 02/09/16 13:50 | 02/09/16 13:58 | MEL |

## R23P079Q-POSTXCSSF17-D L816388-10 Solid

Collected by: Elizabeth M | Collected date/time: 02/07/16 16:33 | Received date/time: 02/09/16 09:00

| Method | Batch | Dilution | Preparation date/time | Analysis date/time | Analyst |
|---|---|---|---|---|---|
| Metals (ICP) by Method 6010B | WG847992 | 1 | 02/09/16 13:06 | 02/10/16 03:14 | JDG |
| Total Solids by Method 2540 G-2011 | WG847989 | 1 | 02/09/16 13:50 | 02/09/16 13:58 | MEL |

## R23P079Q-POSTXCSSF17-SW1 L816388-11 Solid

Collected by: Elizabeth M | Collected date/time: 02/07/16 16:35 | Received date/time: 02/09/16 09:00

| Method | Batch | Dilution | Preparation date/time | Analysis date/time | Analyst |
|---|---|---|---|---|---|
| Metals (ICP) by Method 6010B | WG847992 | 1 | 02/09/16 13:06 | 02/10/16 03:17 | JDG |
| Total Solids by Method 2540 G-2011 | WG847990 | 1 | 02/09/16 13:33 | 02/09/16 13:39 | MEL |

## R23P079Q-POSTXCSSF17-SW2 L816388-12 Solid

Collected by: Elizabeth M | Collected date/time: 02/07/16 16:37 | Received date/time: 02/09/16 09:00

| Method | Batch | Dilution | Preparation date/time | Analysis date/time | Analyst |
|---|---|---|---|---|---|
| Metals (ICP) by Method 6010B | WG847992 | 1 | 02/09/16 13:06 | 02/10/16 03:20 | JDG |
| Total Solids by Method 2540 G-2011 | WG847990 | 1 | 02/09/16 13:33 | 02/09/16 13:39 | MEL |

## R23P079Q-POSTXCSSF17-SW3 L816388-13 Solid

Collected by: Elizabeth M | Collected date/time: 02/07/16 16:40 | Received date/time: 02/09/16 09:00

| Method | Batch | Dilution | Preparation date/time | Analysis date/time | Analyst |
|---|---|---|---|---|---|
| Metals (ICP) by Method 6010B | WG847992 | 1 | 02/09/16 13:06 | 02/10/16 03:23 | JDG |
| Total Solids by Method 2540 G-2011 | WG847990 | 1 | 02/09/16 13:33 | 02/09/16 13:39 | MEL |

## R23P079Q-POSTXCSSB18-A L816388-14 Solid

Collected by: Elizabeth M | Collected date/time: 02/07/16 16:45 | Received date/time: 02/09/16 09:00

| Method | Batch | Dilution | Preparation date/time | Analysis date/time | Analyst |
|---|---|---|---|---|---|
| Metals (ICP) by Method 6010B | WG847992 | 1 | 02/09/16 13:06 | 02/10/16 03:26 | JDG |
| Total Solids by Method 2540 G-2011 | WG847990 | 1 | 02/09/16 13:33 | 02/09/16 13:39 | MEL |

## R23P079Q-POSTXCSSB18-B L816388-15 Solid

Collected by: Elizabeth M | Collected date/time: 02/07/16 16:48 | Received date/time: 02/09/16 09:00

| Method | Batch | Dilution | Preparation date/time | Analysis date/time | Analyst |
|---|---|---|---|---|---|
| Metals (ICP) by Method 6010B | WG847992 | 1 | 02/09/16 13:06 | 02/10/16 03:35 | JDG |
| Total Solids by Method 2540 G-2011 | WG847990 | 1 | 02/09/16 13:33 | 02/09/16 13:39 | MEL |

## R23P079Q-POSTXCSSB18-C L816388-16 Solid

Collected by: Elizabeth M | Collected date/time: 02/07/16 16:51 | Received date/time: 02/09/16 09:00

| Method | Batch | Dilution | Preparation date/time | Analysis date/time | Analyst |
|---|---|---|---|---|---|
| Metals (ICP) by Method 6010B | WG847992 | 1 | 02/09/16 13:06 | 02/10/16 03:38 | JDG |
| Total Solids by Method 2540 G-2011 | WG847990 | 1 | 02/09/16 13:33 | 02/09/16 13:39 | MEL |

## R23P079Q-POSTXCSSB18-D L816388-17 Solid

Collected by: Elizabeth M | Collected date/time: 02/07/16 16:55 | Received date/time: 02/09/16 09:00

| Method | Batch | Dilution | Preparation date/time | Analysis date/time | Analyst |
|---|---|---|---|---|---|
| Metals (ICP) by Method 6010B | WG847992 | 1 | 02/09/16 13:06 | 02/10/16 03:41 | JDG |
| Total Solids by Method 2540 G-2011 | WG847990 | 1 | 02/09/16 13:33 | 02/09/16 13:39 | MEL |

## R23P079Q-POSTXCSSB18-SW1 L816388-18 Solid

Collected by: Elizabeth M | Collected date/time: 02/07/16 16:58 | Received date/time: 02/09/16 09:00

| Method | Batch | Dilution | Preparation date/time | Analysis date/time | Analyst |
|---|---|---|---|---|---|
| Metals (ICP) by Method 6010B | WG847992 | 1 | 02/09/16 13:06 | 02/10/16 03:44 | JDG |
| Total Solids by Method 2540 G-2011 | WG847990 | 1 | 02/09/16 13:33 | 02/09/16 13:39 | MEL |

## R23P079Q-POSTXCSSB18-SW2 L816388-19 Solid

Collected by: Elizabeth M | Collected date/time: 02/07/16 17:01 | Received date/time: 02/09/16 09:00

| Method | Batch | Dilution | Preparation date/time | Analysis date/time | Analyst |
|---|---|---|---|---|---|
| Metals (ICP) by Method 6010B | WG847992 | 1 | 02/09/16 13:06 | 02/10/16 03:47 | JDG |
| Total Solids by Method 2540 G-2011 | WG847990 | 1 | 02/09/16 13:33 | 02/09/16 13:39 | MEL |

## R23P079Q-POSTXCSSB18-SW2S L816388-20 Solid

Collected by: Elizabeth M | Collected date/time: 02/07/16 17:04 | Received date/time: 02/09/16 09:00

| Method | Batch | Dilution | Preparation date/time | Analysis date/time | Analyst |
|---|---|---|---|---|---|
| Metals (ICP) by Method 6010B | WG847992 | 1 | 02/09/16 13:06 | 02/10/16 03:50 | JDG |
| Total Solids by Method 2540 G-2011 | WG847990 | 1 | 02/09/16 13:33 | 02/09/16 13:39 | MEL |

## R23P079Q-POSTXCSSB18-SW2 DUP L816388-21 Solid

Collected by: Elizabeth M | Collected date/time: 02/07/16 17:07 | Received date/time: 02/09/16 09:00

| Method | Batch | Dilution | Preparation date/time | Analysis date/time | Analyst |
|---|---|---|---|---|---|
| Metals (ICP) by Method 6010B | WG848000 | 1 | 02/09/16 12:59 | 02/10/16 05:11 | CCE |
| Total Solids by Method 2540 G-2011 | WG847991 | 1 | 02/09/16 13:21 | 02/09/16 13:30 | MEL |

## R23P079Q-POSTXCSSB17-A L816388-22 Solid

Collected by: Elizabeth M | Collected date/time: 02/07/16 17:10 | Received date/time: 02/09/16 09:00

| Method | Batch | Dilution | Preparation date/time | Analysis date/time | Analyst |
|---|---|---|---|---|---|
| Metals (ICP) by Method 6010B | WG848000 | 1 | 02/09/16 12:59 | 02/10/16 05:14 | CCE |
| Total Solids by Method 2540 G-2011 | WG847991 | 1 | 02/09/16 13:21 | 02/09/16 13:30 | MEL |

## R23P079Q-POSTXCSSB17-B L816388-23 Solid

Collected by: Elizabeth M | Collected date/time: 02/07/16 17:12 | Received date/time: 02/09/16 09:00

| Method | Batch | Dilution | Preparation date/time | Analysis date/time | Analyst |
|---|---|---|---|---|---|
| Metals (ICP) by Method 6010B | WG848000 | 1 | 02/09/16 12:59 | 02/10/16 05:17 | CCE |
| Total Solids by Method 2540 G-2011 | WG847991 | 1 | 02/09/16 13:21 | 02/09/16 13:30 | MEL |

## R23P079Q-POSTXCSSB17-C L816388-24 Solid

Collected by: Elizabeth M | Collected date/time: 02/07/16 17:15 | Received date/time: 02/09/16 09:00

| Method | Batch | Dilution | Preparation date/time | Analysis date/time | Analyst |
|---|---|---|---|---|---|
| Metals (ICP) by Method 6010B | WG848000 | 1 | 02/09/16 12:59 | 02/10/16 05:20 | CCE |
| Total Solids by Method 2540 G-2011 | WG847991 | 1 | 02/09/16 13:21 | 02/09/16 13:30 | MEL |

## R23P079Q-POSTXCSSB17-D L816388-25 Solid

Collected by: Elizabeth M | Collected date/time: 02/07/16 17:18 | Received date/time: 02/09/16 09:00

| Method | Batch | Dilution | Preparation date/time | Analysis date/time | Analyst |
|---|---|---|---|---|---|
| Metals (ICP) by Method 6010B | WG848000 | 1 | 02/09/16 12:59 | 02/10/16 05:23 | CCE |
| Total Solids by Method 2540 G-2011 | WG847991 | 1 | 02/09/16 13:21 | 02/09/16 13:30 | MEL |

## R23P079Q-POSTXCSSB17-SW1 L816388-26 Solid

Collected by: Elizabeth M | Collected date/time: 02/07/16 17:20 | Received date/time: 02/09/16 09:00

| Method | Batch | Dilution | Preparation date/time | Analysis date/time | Analyst |
|---|---|---|---|---|---|
| Metals (ICP) by Method 6010B | WG848000 | 1 | 02/09/16 12:59 | 02/10/16 05:26 | CCE |
| Total Solids by Method 2540 G-2011 | WG847991 | 1 | 02/09/16 13:21 | 02/09/16 13:30 | MEL |

## R23P079Q-POSTXCSSB17-SW2 L816388-27 Solid

Collected by: Elizabeth M | Collected date/time: 02/07/16 17:23 | Received date/time: 02/09/16 09:00

| Method | Batch | Dilution | Preparation date/time | Analysis date/time | Analyst |
|---|---|---|---|---|---|
| Metals (ICP) by Method 6010B | WG848000 | 1 | 02/09/16 12:59 | 02/10/16 05:29 | CCE |
| Total Solids by Method 2540 G-2011 | WG847991 | 1 | 02/09/16 13:21 | 02/09/16 13:30 | MEL |

## R23P079Q-POSTXCSSB17-SW3 L816388-28 Solid

Collected by: Elizabeth M | Collected date/time: 02/07/16 17:26 | Received date/time: 02/09/16 09:00

| Method | Batch | Dilution | Preparation date/time | Analysis date/time | Analyst |
|---|---|---|---|---|---|
| Metals (ICP) by Method 6010B | WG848000 | 1 | 02/09/16 12:59 | 02/10/16 05:32 | CCE |
| Total Solids by Method 2540 G-2011 | WG847991 | 1 | 02/09/16 13:21 | 02/09/16 13:30 | MEL |

## R23P079Q-POSTXCSSB17-SW4 L816388-29 Solid

Collected by: Elizabeth M | Collected date/time: 02/07/16 17:30 | Received date/time: 02/09/16 09:00

| Method | Batch | Dilution | Preparation date/time | Analysis date/time | Analyst |
|---|---|---|---|---|---|
| Metals (ICP) by Method 6010B | WG848000 | 1 | 02/09/16 12:59 | 02/10/16 05:42 | CCE |
| Total Solids by Method 2540 G-2011 | WG847991 | 1 | 02/09/16 13:21 | 02/09/16 13:30 | MEL |

## R23P079Q-RINSE-2 L816388-30 GW

Collected by: Elizabeth M | Collected date/time: 02/07/16 13:50 | Received date/time: 02/09/16 09:00

| Method | Batch | Dilution | Preparation date/time | Analysis date/time | Analyst |
|---|---|---|---|---|---|
| Metals (ICP) by Method 6010B | WG847997 | 1 | 02/09/16 13:01 | 02/09/16 23:46 | ST |

## R23P079Q-RINSE-3 L816388-31 GW

Collected by: Elizabeth M | Collected date/time: 02/07/16 15:19 | Received date/time: 02/09/16 09:00

| Method | Batch | Dilution | Preparation date/time | Analysis date/time | Analyst |
|---|---|---|---|---|---|
| Metals (ICP) by Method 6010B | WG847997 | 1 | 02/09/16 13:01 | 02/10/16 01:22 | ST |

## R23P079Q-RINSE-4 L816388-32 GW

Collected by: Elizabeth M | Collected date/time: 02/07/16 17:08 | Received date/time: 02/09/16 09:00

| Method | Batch | Dilution | Preparation date/time | Analysis date/time | Analyst |
|---|---|---|---|---|---|
| Metals (ICP) by Method 6010B | WG847997 | 1 | 02/09/16 13:01 | 02/10/16 01:25 | ST |

1 Cp
2 Tc
3 Ss
4 Cn
5 Sr
6 Qc
7 Gl
8 Al
9 Sc

All sample aliquots were received at the correct temperature, in the proper containers, with the appropriate preservatives, and within method specified holding times. All MDL (LOD) and RDL (LOQ) values reported for environmental samples have been corrected for the dilution factor used in the analysis. All Method and Batch Quality Control are within established criteria except where addressed in this case narrative, a non-conformance form or properly qualified within the sample results. By my digital signature below, I affirm to the best of my knowledge, all problems/anomalies observed by the laboratory as having the potential to affect the quality of the data have been identified by the laboratory, and no information or data have been knowingly withheld that would affect the quality of the data.

Daphne R Richards

Daphne Richards
Technical Service Representative

## Total Solids by Method 2540 G-2011

| Analyte | Result % | Qualifier | Dilution | Analysis date / time | Batch |
|---|---|---|---|---|---|
| Total Solids | 87.5 | | 1 | 02/09/2016 13:58 | WG847989 |

## Metals (ICP) by Method 6010B

| Analyte | Result (dry) mg/kg | Qualifier | RDL (dry) mg/kg | Dilution | Analysis date / time | Batch |
|---|---|---|---|---|---|---|
| Antimony | ND | | 2.28 | 1 | 02/10/2016 02:29 | WG847992 |
| Lead | 17.4 | | 0.571 | 1 | 02/10/2016 02:29 | WG847992 |

## Total Solids by Method 2540 G-2011

| Analyte | Result % | Qualifier | Dilution | Analysis date / time | Batch |
|---|---|---|---|---|---|
| Total Solids | 85.4 | | 1 | 02/09/2016 13:58 | WG847989 |

## Metals (ICP) by Method 6010B

| Analyte | Result (dry) mg/kg | Qualifier | RDL (dry) mg/kg | Dilution | Analysis date / time | Batch |
|---|---|---|---|---|---|---|
| Antimony | ND | | 2.34 | 1 | 02/10/2016 02:43 | WG847992 |
| Lead | 16.6 | | 0.585 | 1 | 02/10/2016 02:43 | WG847992 |

## Total Solids by Method 2540 G-2011

| Analyte | Result % | Qualifier | Dilution | Analysis date / time | Batch |
|---|---|---|---|---|---|
| Total Solids | 86.9 | | 1 | 02/09/2016 13:58 | WG847989 |

## Metals (ICP) by Method 6010B

| Analyte | Result (dry) mg/kg | Qualifier | RDL (dry) mg/kg | Dilution | Analysis date / time | Batch |
|---|---|---|---|---|---|---|
| Antimony | ND | | 2.30 | 1 | 02/10/2016 02:46 | WG847992 |
| Lead | 33.1 | | 0.575 | 1 | 02/10/2016 02:46 | WG847992 |

## Total Solids by Method 2540 G-2011

| Analyte | Result % | Qualifier | Dilution | Analysis date / time | Batch |
|---|---|---|---|---|---|
| Total Solids | 83.8 | | 1 | 02/09/2016 13:58 | WG847989 |

## Metals (ICP) by Method 6010B

| Analyte | Result (dry) mg/kg | Qualifier | RDL (dry) mg/kg | Dilution | Analysis date / time | Batch |
|---|---|---|---|---|---|---|
| Antimony | ND | | 2.39 | 1 | 02/10/2016 02:49 | WG847992 |
| Lead | 92.4 | | 0.597 | 1 | 02/10/2016 02:49 | WG847992 |

## Total Solids by Method 2540 G-2011

| Analyte | Result % | Qualifier | Dilution | Analysis date / time | Batch |
|---|---|---|---|---|---|
| Total Solids | 84.1 | | 1 | 02/09/2016 13:58 | WG847989 |

## Metals (ICP) by Method 6010B

| Analyte | Result (dry) mg/kg | Qualifier | RDL (dry) mg/kg | Dilution | Analysis date / time | Batch |
|---|---|---|---|---|---|---|
| Antimony | ND | | 2.38 | 1 | 02/10/2016 02:58 | WG847992 |
| Lead | 14.9 | | 0.594 | 1 | 02/10/2016 02:58 | WG847992 |

## Total Solids by Method 2540 G-2011

| Analyte | Result % | Qualifier | Dilution | Analysis date / time | Batch |
|---|---|---|---|---|---|
| Total Solids | 73.3 | | 1 | 02/09/2016 13:58 | WG847989 |

## Metals (ICP) by Method 6010B

| Analyte | Result (dry) mg/kg | Qualifier | RDL (dry) mg/kg | Dilution | Analysis date / time | Batch |
|---|---|---|---|---|---|---|
| Antimony | ND | | 2.73 | 1 | 02/10/2016 03:01 | WG847992 |
| Lead | 11.1 | | 0.683 | 1 | 02/10/2016 03:01 | WG847992 |

## Total Solids by Method 2540 G-2011

| Analyte | Result % | Qualifier | Dilution | Analysis date / time | Batch |
|---|---|---|---|---|---|
| Total Solids | 86.3 | | 1 | 02/09/2016 13:58 | WG847989 |

## Metals (ICP) by Method 6010B

| Analyte | Result (dry) mg/kg | Qualifier | RDL (dry) mg/kg | Dilution | Analysis date / time | Batch |
|---|---|---|---|---|---|---|
| Antimony | ND | | 2.32 | 1 | 02/10/2016 03:05 | WG847992 |
| Lead | 39.2 | | 0.579 | 1 | 02/10/2016 03:05 | WG847992 |

## Total Solids by Method 2540 G-2011

| Analyte | Result % | Qualifier | Dilution | Analysis date / time | Batch |
|---|---|---|---|---|---|
| Total Solids | 87.1 | | 1 | 02/09/2016 13:58 | WG847989 |

## Metals (ICP) by Method 6010B

| Analyte | Result (dry) mg/kg | Qualifier | RDL (dry) mg/kg | Dilution | Analysis date / time | Batch |
|---|---|---|---|---|---|---|
| Antimony | ND | | 2.30 | 1 | 02/10/2016 03:08 | WG847992 |
| Lead | 16.4 | | 0.574 | 1 | 02/10/2016 03:08 | WG847992 |

## Total Solids by Method 2540 G-2011

| Analyte | Result % | Qualifier | Dilution | Analysis date / time | Batch |
|---|---|---|---|---|---|
| Total Solids | 88.8 | | 1 | 02/09/2016 13:58 | WG847989 |

## Metals (ICP) by Method 6010B

| Analyte | Result (dry) mg/kg | Qualifier | RDL (dry) mg/kg | Dilution | Analysis date / time | Batch |
|---|---|---|---|---|---|---|
| Antimony | ND | | 2.25 | 1 | 02/10/2016 03:11 | WG847992 |
| Lead | 25.6 | | 0.563 | 1 | 02/10/2016 03:11 | WG847992 |

## Total Solids by Method 2540 G-2011

| Analyte | Result % | Qualifier | Dilution | Analysis date / time | Batch |
|---|---|---|---|---|---|
| Total Solids | 87.6 | | 1 | 02/09/2016 13:58 | WG847989 |

## Metals (ICP) by Method 6010B

| Analyte | Result (dry) mg/kg | Qualifier | RDL (dry) mg/kg | Dilution | Analysis date / time | Batch |
|---|---|---|---|---|---|---|
| Antimony | ND | | 2.28 | 1 | 02/10/2016 03:14 | WG847992 |
| Lead | 34.3 | | 0.570 | 1 | 02/10/2016 03:14 | WG847992 |

## Total Solids by Method 2540 G-2011

| Analyte | Result % | Qualifier | Dilution | Analysis date / time | Batch |
|---|---|---|---|---|---|
| Total Solids | 87.2 | | 1 | 02/09/2016 13:39 | WG847990 |

## Metals (ICP) by Method 6010B

| Analyte | Result (dry) mg/kg | Qualifier | RDL (dry) mg/kg | Dilution | Analysis date / time | Batch |
|---|---|---|---|---|---|---|
| Antimony | ND | | 2.29 | 1 | 02/10/2016 03:17 | WG847992 |
| Lead | 8.38 | | 0.573 | 1 | 02/10/2016 03:17 | WG847992 |

## Total Solids by Method 2540 G-2011

| Analyte | Result % | Qualifier | Dilution | Analysis date / time | Batch |
|---|---|---|---|---|---|
| Total Solids | 87.0 | | 1 | 02/09/2016 13:39 | WG847990 |

## Metals (ICP) by Method 6010B

| Analyte | Result (dry) mg/kg | Qualifier | RDL (dry) mg/kg | Dilution | Analysis date / time | Batch |
|---|---|---|---|---|---|---|
| Antimony | 4.18 | | 2.30 | 1 | 02/10/2016 03:20 | WG847992 |
| Lead | 283 | | 0.575 | 1 | 02/10/2016 03:20 | WG847992 |

## Total Solids by Method 2540 G-2011

| Analyte | Result % | Qualifier | Dilution | Analysis date / time | Batch |
|---|---|---|---|---|---|
| Total Solids | 85.7 | | 1 | 02/09/2016 13:39 | WG847990 |

## Metals (ICP) by Method 6010B

| Analyte | Result (dry) mg/kg | Qualifier | RDL (dry) mg/kg | Dilution | Analysis date / time | Batch |
|---|---|---|---|---|---|---|
| Antimony | ND | | 2.33 | 1 | 02/10/2016 03:23 | WG847992 |
| Lead | 72.6 | | 0.583 | 1 | 02/10/2016 03:23 | WG847992 |

## Total Solids by Method 2540 G-2011

| Analyte | Result % | Qualifier | Dilution | Analysis date / time | Batch |
|---|---|---|---|---|---|
| Total Solids | 84.3 | | 1 | 02/09/2016 13:39 | WG847990 |

## Metals (ICP) by Method 6010B

| Analyte | Result (dry) mg/kg | Qualifier | RDL (dry) mg/kg | Dilution | Analysis date / time | Batch |
|---|---|---|---|---|---|---|
| Antimony | ND | | 2.37 | 1 | 02/10/2016 03:26 | WG847992 |
| Copper | 44.0 | | 2.37 | 1 | 02/10/2016 03:26 | WG847992 |
| Lead | 169 | | 0.593 | 1 | 02/10/2016 03:26 | WG847992 |

## Total Solids by Method 2540 G-2011

| Analyte | Result % | Qualifier | Dilution | Analysis date / time | Batch |
|---|---|---|---|---|---|
| Total Solids | 81.8 | | 1 | 02/09/2016 13:39 | WG847990 |

## Metals (ICP) by Method 6010B

| Analyte | Result (dry) mg/kg | Qualifier | RDL (dry) mg/kg | Dilution | Analysis date / time | Batch |
|---|---|---|---|---|---|---|
| Antimony | 6.59 | | 2.45 | 1 | 02/10/2016 03:35 | WG847992 |
| Copper | 56.4 | | 2.45 | 1 | 02/10/2016 03:35 | WG847992 |
| Lead | 747 | | 0.611 | 1 | 02/10/2016 03:35 | WG847992 |

## Total Solids by Method 2540 G-2011

| Analyte | Result % | Qualifier | Dilution | Analysis date / time | Batch |
|---|---|---|---|---|---|
| Total Solids | 84.0 | | 1 | 02/09/2016 13:39 | WG847990 |

## Metals (ICP) by Method 6010B

| Analyte | Result (dry) mg/kg | Qualifier | RDL (dry) mg/kg | Dilution | Analysis date / time | Batch |
|---|---|---|---|---|---|---|
| Antimony | 4.01 | | 2.38 | 1 | 02/10/2016 03:38 | WG847992 |
| Copper | 61.4 | | 2.38 | 1 | 02/10/2016 03:38 | WG847992 |
| Lead | 259 | | 0.595 | 1 | 02/10/2016 03:38 | WG847992 |

## Total Solids by Method 2540 G-2011

| Analyte | Result % | Qualifier | Dilution | Analysis date / time | Batch |
|---|---|---|---|---|---|
| Total Solids | 82.1 | | 1 | 02/09/2016 13:39 | WG847990 |

## Metals (ICP) by Method 6010B

| Analyte | Result (dry) mg/kg | Qualifier | RDL (dry) mg/kg | Dilution | Analysis date / time | Batch |
|---|---|---|---|---|---|---|
| Antimony | ND | | 2.44 | 1 | 02/10/2016 03:41 | WG847992 |
| Copper | 17.6 | | 2.44 | 1 | 02/10/2016 03:41 | WG847992 |
| Lead | 67.3 | | 0.609 | 1 | 02/10/2016 03:41 | WG847992 |

## Total Solids by Method 2540 G-2011

| Analyte | Result % | Qualifier | Dilution | Analysis date / time | Batch |
|---|---|---|---|---|---|
| Total Solids | 75.5 | | 1 | 02/09/2016 13:39 | WG847990 |

## Metals (ICP) by Method 6010B

| Analyte | Result (dry) mg/kg | Qualifier | RDL (dry) mg/kg | Dilution | Analysis date / time | Batch |
|---|---|---|---|---|---|---|
| Antimony | ND | | 2.65 | 1 | 02/10/2016 03:44 | WG847992 |
| Copper | 10.1 | | 2.65 | 1 | 02/10/2016 03:44 | WG847992 |
| Lead | 23.8 | | 0.663 | 1 | 02/10/2016 03:44 | WG847992 |

## Total Solids by Method 2540 G-2011

| Analyte | Result % | Qualifier | Dilution | Analysis date / time | Batch |
|---|---|---|---|---|---|
| Total Solids | 79.4 | | 1 | 02/09/2016 13:39 | WG847990 |

## Metals (ICP) by Method 6010B

| Analyte | Result (dry) mg/kg | Qualifier | RDL (dry) mg/kg | Dilution | Analysis date / time | Batch |
|---|---|---|---|---|---|---|
| Antimony | ND | | 2.52 | 1 | 02/10/2016 03:47 | WG847992 |
| Copper | 6.29 | | 2.52 | 1 | 02/10/2016 03:47 | WG847992 |
| Lead | 18.3 | | 0.630 | 1 | 02/10/2016 03:47 | WG847992 |

## Total Solids by Method 2540 G-2011

| Analyte | Result % | Qualifier | Dilution | Analysis date / time | Batch |
|---|---|---|---|---|---|
| Total Solids | 70.2 | | 1 | 02/09/2016 13:39 | WG847990 |

## Metals (ICP) by Method 6010B

| Analyte | Result (dry) mg/kg | Qualifier | RDL (dry) mg/kg | Dilution | Analysis date / time | Batch |
|---|---|---|---|---|---|---|
| Antimony | ND | | 2.85 | 1 | 02/10/2016 03:50 | WG847992 |
| Copper | 17.7 | | 2.85 | 1 | 02/10/2016 03:50 | WG847992 |
| Lead | 69.2 | | 0.712 | 1 | 02/10/2016 03:50 | WG847992 |

## Total Solids by Method 2540 G-2011

| Analyte | Result % | Qualifier | Dilution | Analysis date / time | Batch |
|---|---|---|---|---|---|
| Total Solids | 66.3 | | 1 | 02/09/2016 13:30 | WG847991 |

## Metals (ICP) by Method 6010B

| Analyte | Result (dry) mg/kg | Qualifier | RDL (dry) mg/kg | Dilution | Analysis date / time | Batch |
|---|---|---|---|---|---|---|
| Antimony | ND | | 3.02 | 1 | 02/10/2016 05:11 | WG848000 |
| Copper | 20.8 | | 3.02 | 1 | 02/10/2016 05:11 | WG848000 |
| Lead | 77.4 | | 0.754 | 1 | 02/10/2016 05:11 | WG848000 |

## Total Solids by Method 2540 G-2011

| Analyte | Result % | Qualifier | Dilution | Analysis date / time | Batch |
|---|---|---|---|---|---|
| Total Solids | 81.2 | | 1 | 02/09/2016 13:30 | WG847991 |

## Metals (ICP) by Method 6010B

| Analyte | Result (dry) mg/kg | Qualifier | RDL (dry) mg/kg | Dilution | Analysis date / time | Batch |
|---|---|---|---|---|---|---|
| Antimony | ND | | 2.46 | 1 | 02/10/2016 05:14 | WG848000 |
| Lead | 37.4 | | 0.616 | 1 | 02/10/2016 05:14 | WG848000 |

## Total Solids by Method 2540 G-2011

| Analyte | Result % | Qualifier | Dilution | Analysis date / time | Batch |
|---|---|---|---|---|---|
| Total Solids | 83.0 | | 1 | 02/09/2016 13:30 | WG847991 |

## Metals (ICP) by Method 6010B

| Analyte | Result (dry) mg/kg | Qualifier | RDL (dry) mg/kg | Dilution | Analysis date / time | Batch |
|---|---|---|---|---|---|---|
| Antimony | ND | | 2.41 | 1 | 02/10/2016 05:17 | WG848000 |
| Lead | 18.9 | | 0.602 | 1 | 02/10/2016 05:17 | WG848000 |

## Total Solids by Method 2540 G-2011

| Analyte | Result % | Qualifier | Dilution | Analysis date / time | Batch |
|---|---|---|---|---|---|
| Total Solids | 78.0 | | 1 | 02/09/2016 13:30 | WG847991 |

## Metals (ICP) by Method 6010B

| Analyte | Result (dry) mg/kg | Qualifier | RDL (dry) mg/kg | Dilution | Analysis date / time | Batch |
|---|---|---|---|---|---|---|
| Antimony | ND | | 2.56 | 1 | 02/10/2016 05:20 | WG848000 |
| Lead | 103 | | 0.641 | 1 | 02/10/2016 05:20 | WG848000 |

## Total Solids by Method 2540 G-2011

| Analyte | Result % | Qualifier | Dilution | Analysis date / time | Batch |
|---|---|---|---|---|---|
| Total Solids | 78.6 | | 1 | 02/09/2016 13:30 | WG847991 |

## Metals (ICP) by Method 6010B

| Analyte | Result (dry) mg/kg | Qualifier | RDL (dry) mg/kg | Dilution | Analysis date / time | Batch |
|---|---|---|---|---|---|---|
| Antimony | ND | | 2.54 | 1 | 02/10/2016 05:23 | WG848000 |
| Lead | 58.8 | | 0.636 | 1 | 02/10/2016 05:23 | WG848000 |

## Total Solids by Method 2540 G-2011

| Analyte | Result % | Qualifier | Dilution | Analysis date / time | Batch |
|---|---|---|---|---|---|
| Total Solids | 72.4 | | 1 | 02/09/2016 13:30 | WG847991 |

## Metals (ICP) by Method 6010B

| Analyte | Result (dry) mg/kg | Qualifier | RDL (dry) mg/kg | Dilution | Analysis date / time | Batch |
|---|---|---|---|---|---|---|
| Antimony | ND | | 2.76 | 1 | 02/10/2016 05:26 | WG848000 |
| Lead | 32.2 | | 0.690 | 1 | 02/10/2016 05:26 | WG848000 |

## Total Solids by Method 2540 G-2011

| Analyte | Result % | Qualifier | Dilution | Analysis date / time | Batch |
|---|---|---|---|---|---|
| Total Solids | 78.6 | | 1 | 02/09/2016 13:30 | WG847991 |

## Metals (ICP) by Method 6010B

| Analyte | Result (dry) mg/kg | Qualifier | RDL (dry) mg/kg | Dilution | Analysis date / time | Batch |
|---|---|---|---|---|---|---|
| Antimony | ND | | 2.55 | 1 | 02/10/2016 05:29 | WG848000 |
| Lead | 94.6 | | 0.636 | 1 | 02/10/2016 05:29 | WG848000 |

## Total Solids by Method 2540 G-2011

| Analyte | Result % | Qualifier | Dilution | Analysis date / time | Batch |
|---|---|---|---|---|---|
| Total Solids | 88.1 | | 1 | 02/09/2016 13:30 | WG847991 |

## Metals (ICP) by Method 6010B

| Analyte | Result (dry) mg/kg | Qualifier | RDL (dry) mg/kg | Dilution | Analysis date / time | Batch |
|---|---|---|---|---|---|---|
| Antimony | ND | | 2.27 | 1 | 02/10/2016 05:32 | WG848000 |
| Lead | 138 | | 0.567 | 1 | 02/10/2016 05:32 | WG848000 |

## Total Solids by Method 2540 G-2011

| Analyte | Result % | Qualifier | Dilution | Analysis date / time | Batch |
|---|---|---|---|---|---|
| Total Solids | 85.0 | | 1 | 02/09/2016 13:30 | WG847991 |

## Metals (ICP) by Method 6010B

| Analyte | Result (dry) mg/kg | Qualifier | RDL (dry) mg/kg | Dilution | Analysis date / time | Batch |
|---|---|---|---|---|---|---|
| Antimony | ND | | 2.35 | 1 | 02/10/2016 05:42 | WG848000 |
| Lead | 7.74 | | 0.588 | 1 | 02/10/2016 05:42 | WG848000 |

## Metals (ICP) by Method 6010B

| Analyte | Result mg/l | Qualifier | RDL mg/l | Dilution | Analysis date / time | Batch |
|---|---|---|---|---|---|---|
| Antimony | ND | | 0.0100 | 1 | 02/09/2016 23:46 | WG847997 |
| Lead | ND | | 0.00500 | 1 | 02/09/2016 23:46 | WG847997 |

## Metals (ICP) by Method 6010B

| Analyte | Result mg/l | Qualifier | RDL mg/l | Dilution | Analysis date / time | Batch |
|---|---|---|---|---|---|---|
| Antimony | ND | | 0.0100 | 1 | 02/10/2016 01:22 | WG847997 |
| Lead | ND | | 0.00500 | 1 | 02/10/2016 01:22 | WG847997 |

## Metals (ICP) by Method 6010B

| Analyte | Result mg/l | Qualifier | RDL mg/l | Dilution | Analysis date / time | Batch |
|---|---|---|---|---|---|---|
| Antimony | ND | | 0.0100 | 1 | 02/10/2016 01:25 | WG847997 |
| Lead | ND | | 0.00500 | 1 | 02/10/2016 01:25 | WG847997 |

## Method Blank (MB)

(MB) 02/09/16 13:58

| Analyte | MB Result % | MB Qualifier | MB RDL % |
|---|---|---|---|
| Total Solids | 0.000 | | |

## L816388-05 Original Sample (OS) • Duplicate (DUP)

(OS) 02/09/16 13:58 • (DUP) 02/09/16 13:58

| Analyte | Original Result % | DUP Result % | Dilution | DUP RPD % | DUP Qualifier | DUP RPD Limits % |
|---|---|---|---|---|---|---|
| Total Solids | 84.1 | 84.1 | 1 | 0.0303 | | 5 |

## Laboratory Control Sample (LCS)

(LCS) 02/09/16 13:58

| Analyte | Spike Amount % | LCS Result % | LCS Rec. % | Rec. Limits % | LCS Qualifier |
|---|---|---|---|---|---|
| Total Solids | 50.0 | 50.0 | 100 | 85.0-115 | |

## Method Blank (MB)

(MB) 02/09/16 13:39

| Analyte | MB Result % | MB Qualifier | MB RDL % |
|---|---|---|---|
| Total Solids | 0.00120 | | |

## L816388-13 Original Sample (OS) • Duplicate (DUP)

(OS) 02/09/16 13:39 • (DUP) 02/09/16 13:39

| Analyte | Original Result % | DUP Result % | Dilution | DUP RPD % | DUP Qualifier | DUP RPD Limits % |
|---|---|---|---|---|---|---|
| Total Solids | 85.7 | 84.6 | 1 | 1.33 | | 5 |

## Laboratory Control Sample (LCS)

(LCS) 02/09/16 13:39

| Analyte | Spike Amount % | LCS Result % | LCS Rec. % | Rec. Limits % | LCS Qualifier |
|---|---|---|---|---|---|
| Total Solids | 50.0 | 50.0 | 100 | 85.0-115 | |

## Method Blank (MB)

(MB) 02/09/16 13:30

| Analyte | MB Result % | MB Qualifier | MB RDL % |
|---|---|---|---|
| Total Solids | 0.00130 | | |

## L816388-22 Original Sample (OS) • Duplicate (DUP)

(OS) 02/09/16 13:30 • (DUP) 02/09/16 13:30

| Analyte | Original Result % | DUP Result % | Dilution | DUP RPD % | DUP Qualifier | DUP RPD Limits % |
|---|---|---|---|---|---|---|
| Total Solids | 81.2 | 81.2 | 1 | 0.0192 | | 5 |

## Laboratory Control Sample (LCS)

(LCS) 02/09/16 13:30

| Analyte | Spike Amount % | LCS Result % | LCS Rec. % | Rec. Limits % | LCS Qualifier |
|---|---|---|---|---|---|
| Total Solids | 50.0 | 50.0 | 100 | 85.0-115 | |

1 Cp
2 Tc
3 Ss
4 Cn
5 Sr
6 Qc
7 Gl
8 Al
9 Sc

## Method Blank (MB)

(MB) 02/10/16 01:35

| Analyte | MB Result mg/kg | MB Qualifier | MB RDL mg/kg |
|---|---|---|---|
| Antimony | ND | | 2.00 |
| Copper | ND | | 2.00 |
| Lead | ND | | 0.500 |

## Laboratory Control Sample (LCS) • Laboratory Control Sample Duplicate (LCSD)

(LCS) 02/10/16 02:23 • (LCSD) 02/10/16 02:26

| Analyte | Spike Amount mg/kg | LCS Result mg/kg | LCSD Result mg/kg | LCS Rec. % | LCSD Rec. % | Rec. Limits % | LCS Qualifier | LCSD Qualifier | RPD % | RPD Limits % |
|---|---|---|---|---|---|---|---|---|---|---|
| Antimony | 100 | 99.5 | 104 | 99 | 104 | 80-120 | | | 5 | 20 |
| Copper | 100 | 93.7 | 96.4 | 94 | 96 | 80-120 | | | 3 | 20 |
| Lead | 100 | 95.0 | 99.1 | 95 | 99 | 80-120 | | | 4 | 20 |

## L816388-01 Original Sample (OS) • Matrix Spike (MS) • Matrix Spike Duplicate (MSD)

(OS) 02/10/16 02:29 • (MS) 02/10/16 02:37 • (MSD) 02/10/16 02:40

| Analyte | Spike Amount mg/kg | Original Result mg/kg | MS Result mg/kg | MSD Result mg/kg | MS Rec. % | MSD Rec. % | Dilution | Rec. Limits % | MS Qualifier | MSD Qualifier | RPD % | RPD Limits % |
|---|---|---|---|---|---|---|---|---|---|---|---|---|
| Antimony | 100 | ND | 80.4 | 85.2 | 80 | 85 | 1 | 75-125 | | | 6 | 20 |
| Copper | 100 | 2.10 | 92.3 | 98.2 | 90 | 96 | 1 | 75-125 | | | 6 | 20 |
| Lead | 100 | 15.2 | 114 | 116 | 98 | 101 | 1 | 75-125 | | | 3 | 20 |

## Method Blank (MB)

(MB) 02/09/16 23:37

| Analyte | MB Result mg/l | MB Qualifier | MB RDL mg/l |
|---|---|---|---|
| Antimony | ND | | 0.0100 |
| Lead | ND | | 0.00500 |

## Laboratory Control Sample (LCS) • Laboratory Control Sample Duplicate (LCSD)

(LCS) 02/09/16 23:40 • (LCSD) 02/09/16 23:43

| Analyte | Spike Amount mg/l | LCS Result mg/l | LCSD Result mg/l | LCS Rec. % | LCSD Rec. % | Rec. Limits % | LCS Qualifier | LCSD Qualifier | RPD % | RPD Limits % |
|---|---|---|---|---|---|---|---|---|---|---|
| Antimony | 1.00 | 1.11 | 1.11 | 111 | 111 | 80-120 | | | 0 | 20 |
| Lead | 1.00 | 1.03 | 1.03 | 103 | 103 | 80-120 | | | 0 | 20 |

## L816388-30 Original Sample (OS) • Matrix Spike (MS) • Matrix Spike Duplicate (MSD)

(OS) 02/09/16 23:46 • (MS) 02/09/16 23:52 • (MSD) 02/09/16 23:55

| Analyte | Spike Amount mg/l | Original Result mg/l | MS Result mg/l | MSD Result mg/l | MS Rec. % | MSD Rec. % | Dilution | Rec. Limits % | MS Qualifier | MSD Qualifier | RPD % | RPD Limits % |
|---|---|---|---|---|---|---|---|---|---|---|---|---|
| Antimony | 1.00 | ND | 1.11 | 1.12 | 111 | 112 | 1 | 75-125 | | | 0 | 20 |
| Lead | 1.00 | 0.000533 | 1.03 | 1.04 | 103 | 104 | 1 | 75-125 | | | 1 | 20 |

1 Cp
2 Tc
3 Ss
4 Cn
5 Sr
6 Qc
7 Gl
8 Al
9 Sc

## Method Blank (MB)

(MB) 02/10/16 04:04

| Analyte | MB Result mg/kg | MB Qualifier | MB RDL mg/kg |
|---|---|---|---|
| Antimony | ND | | 2.00 |
| Copper | ND | | 2.00 |
| Lead | ND | | 0.500 |

## Laboratory Control Sample (LCS) • Laboratory Control Sample Duplicate (LCSD)

(LCS) 02/10/16 04:06 • (LCSD) 02/10/16 04:09

| Analyte | Spike Amount mg/kg | LCS Result mg/kg | LCSD Result mg/kg | LCS Rec. % | LCSD Rec. % | Rec. Limits % | LCS Qualifier | LCSD Qualifier | RPD % | RPD Limits % |
|---|---|---|---|---|---|---|---|---|---|---|
| Antimony | 100 | 98.1 | 99.9 | 98 | 100 | 80-120 | | | 2 | 20 |
| Copper | 100 | 101 | 102 | 101 | 102 | 80-120 | | | 1 | 20 |
| Lead | 100 | 98.5 | 100 | 98 | 100 | 80-120 | | | 2 | 20 |

## L816371-19 Original Sample (OS) • Matrix Spike (MS) • Matrix Spike Duplicate (MSD)

(OS) 02/10/16 04:12 • (MS) 02/10/16 04:27 • (MSD) 02/10/16 04:30

| Analyte | Spike Amount mg/kg | Original Result mg/kg | MS Result mg/kg | MSD Result mg/kg | MS Rec. % | MSD Rec. % | Dilution | Rec. Limits % | MS Qualifier | MSD Qualifier | RPD % | RPD Limits % |
|---|---|---|---|---|---|---|---|---|---|---|---|---|
| Antimony | 100 | ND | 68.9 | 79.3 | 69 | 79 | 1 | 75-125 | J6 | | 14 | 20 |
| Copper | 100 | 2.81 | 96.7 | 99.8 | 94 | 97 | 1 | 75-125 | | | 3 | 20 |
| Lead | 100 | 6.58 | 107 | 105 | 101 | 99 | 1 | 75-125 | | | 2 | 20 |

## Abbreviations and Definitions

| | |
|---|---|
| SDG | Sample Delivery Group. |
| MDL | Method Detection Limit. |
| RDL | Reported Detection Limit. |
| ND,U | Not detected at the Reporting Limit (or MDL where applicable). |
| RPD | Relative Percent Difference. |
| (dry) | Results are reported based on the dry weight of the sample. [this will only be present on a dry report basis for soils]. |
| Original Sample | The non-spiked sample in the prep batch used to determine the Relative Percent Difference (RPD) from a quality control sample. The Original Sample may not be included within the reported SDG. |
| (S) | Surrogate (Surrogate Standard) - Analytes added to every blank, sample, Laboratory Control Sample/Duplicate and Matrix Spike/Duplicate; used to evaluate analytical efficiency by measuring recovery. Surrogates are not expected to be detected in all environmental media. |
| Rec. | Recovery. |
| SDL | Sample Detection Limit. |
| MQL | Method Quantitation Limit. |
| Unadj. MQL | Unadjusted Method Quantitation Limit. |

| Qualifier | Description |
|---|---|
| J6 | The sample matrix interfered with the ability to make any accurate determination; spike value is low. |

# ACCREDITATIONS & LOCATIONS

ONE LAB. NATIONWIDE.



ESC Lab Sciences is the only environmental laboratory accredited/certified to support your work nationwide from one location. One phone call, one point of contact, one laboratory. No other lab is as accessible or prepared to handle your needs throughout the country. Our capacity and capability from our single location laboratory is comparable to the collective totals of the network laboratories in our industry. The most significant benefit to our "one location" design is the design of our laboratory campus. The model is conducive to accelerated productivity, decreasing turn-around time, and preventing cross contamination, thus protecting sample integrity. Our focus on premium quality and prompt service allows us to be **YOUR LAB OF CHOICE.**
***** Not all certifications held by the laboratory are applicable to the results reported in the attached report.

## State Accreditations

| | | | |
|---|---|---|---|
| Alabama | 40660 | Nevada | TN-03-2002-34 |
| Alaska | UST-080 | New Hampshire | 2975 |
| Arizona | AZ0612 | New Jersey–NELAP | TN002 |
| Arkansas | 88-0469 | New Mexico | TN00003 |
| California | 01157CA | New York | 11742 |
| Colorado | TN00003 | North Carolina | Env375 |
| Conneticut | PH-0197 | North Carolina [1] | DW21704 |
| Florida | E87487 | North Carolina [2] | 41 |
| Georgia | NELAP | North Dakota | R-140 |
| Georgia [1] | 923 | Ohio–VAP | CL0069 |
| Idaho | TN00003 | Oklahoma | 9915 |
| Illinois | 200008 | Oregon | TN200002 |
| Indiana | C-TN-01 | Pennsylvania | 68-02979 |
| Iowa | 364 | Rhode Island | 221 |
| Kansas | E-10277 | South Carolina | 84004 |
| Kentucky [1] | 90010 | South Dakota | n/a |
| Kentucky [2] | 16 | Tennessee [1 4] | 2006 |
| Louisiana | AI30792 | Texas | T 104704245-07-TX |
| Maine | TN0002 | Texas [5] | LAB0152 |
| Maryland | 324 | Utah | 6157585858 |
| Massachusetts | M-TN003 | Vermont | VT2006 |
| Michigan | 9958 | Virginia | 109 |
| Minnesota | 047-999-395 | Washington | C1915 |
| Mississippi | TN00003 | West Virginia | 233 |
| Missouri | 340 | Wisconsin | 9980939910 |
| Montana | CERT0086 | Wyoming | A2LA |
| Nebraska | NE-OS-15-05 | | |

## Third Party & Federal Accreditations

| | | | |
|---|---|---|---|
| A2LA – ISO 17025 | 1461.01 | AIHA | 100789 |
| A2LA – ISO 17025 [5] | 1461.02 | DOD | 1461.01 |
| Canada | 1461.01 | USDA | S-67674 |
| EPA–Crypto | TN00003 | | |

[1] Drinking Water [2] Underground Storage Tanks [3] Aquatic Toxicity [4] Chemical/Microbiological [5] Mold [n/a] Accreditation not applicable

## Our Locations

ESC Lab Sciences has sixty-four client support centers that provide sample pickup and/or the delivery of sampling supplies. If you would like assistance from one of our support offices, please contact our main office. **ESC Lab Sciences performs all testing at our central laboratory.**

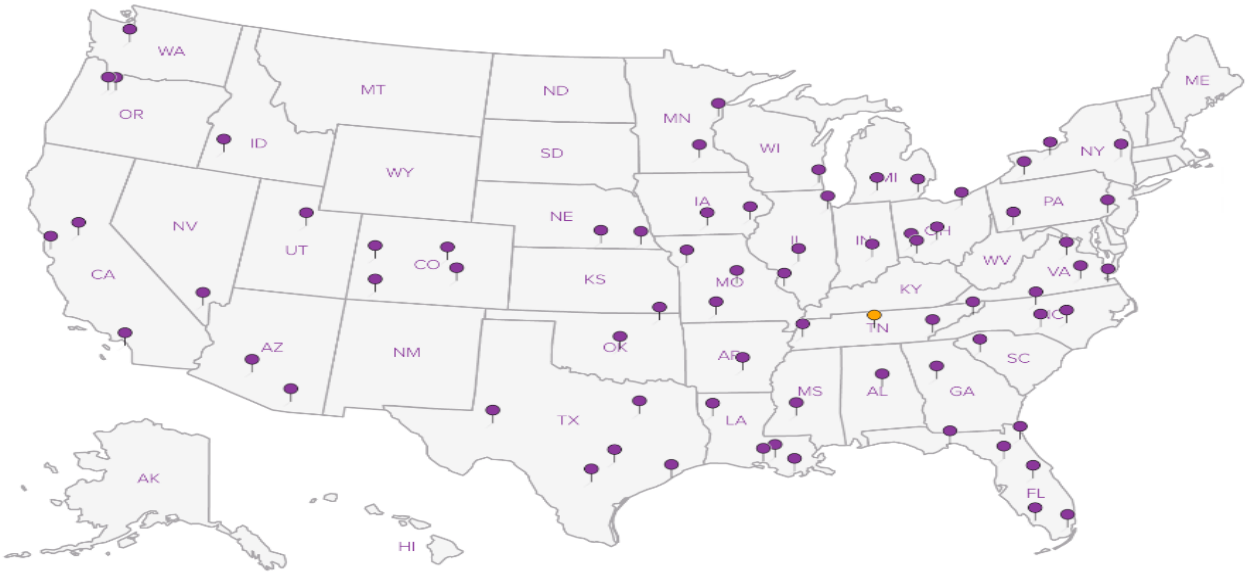

Envirocon
101 International Dr
~~651 Corporate Circle Ste 114~~
~~Golden, CO 80020~~
Missoula, MT 59808

Billing Information:
~~Gene McNutt~~
~~651 Corporate Circle Ste 114~~
~~Golden, CO 80020~~

Report to: Elizabeth Miladragovich
Email To: lmiladragovich@envirocon.com

Project Description: BBGRR23 Ft McClellan
City/State Collected: Anniston, AL

Phone: ~~303-215-0187~~
Fax: 406 565 7576
Client Project # 1495001
Lab Project #

Collected by (print): Elizabeth Miladragovich
Site/Facility ID # Range 23
P.O. # ENVIRONGCO-1210145

Collected by (signature):
Immediately Packed on Ice N X Y ___

**Rush?** (Lab MUST Be Notified)
___ Same Day ....200%
X Next Day ....100%
___ Two Day ....50%
___ Three Day ....25%

Date Results Needed
Email? ___No X Yes
FAX? ___No ___Yes

Analysis / Container / Preservative: 6010B-pb,Sb

| Sample ID | Comp/Grab | Matrix * | Depth | Date | Time | No. of Cntrs | 6010B-pb,Sb | Rem./Contaminant | Sample # (lab only) |
|---|---|---|---|---|---|---|---|---|---|
| R23P079Q-POSTXCSSF16-B | Comp | SS | | 2/7/16 | 16:10 | 1 | X | | 01 |
| R23P079Q-POSTXCSSF16-C | | | | | 16:13 | 1 | X | | 02 |
| R23P079Q-POSTXCSSF16-D | | | | | 16:15 | 1 | X | | 03 |
| R23P079Q-POSTXCSSF16-SW1 | grab | | | | 16:18 | 1 | X | | 04 |
| R23P079Q-POSTXCSSF16-SW2 | | | | | 16:20 | 1 | X | | 05 |
| R23P079Q-POSTXCSSF16-SW3 | | | | | 16:23 | 1 | X | | 06 |
| R23P079Q-POSTXCSSF17-A | Comp | | | | 16:25 | 1 | X | | 07 |
| R23P079Q-POSTXCSSF17-B | | | | | 16:28 | 1 | X | | 08 |
| R23P079Q-POSTXCSSF17-C | | | | | 16:30 | 1 | X | | 09 |
| R23P079Q-POSTXCSSF17-D | | | | | 16:33 | 1 | X | | 10 |

* Matrix: SS - Soil GW - Groundwater WW - WasteWater DW - Drinking Water OT - Other_____

Remarks:

pH _____ Temp _____
Flow _____ Other _____

6573 5223 5284

Chain of Custody Page 1 of 4

ESC LAB SCIENCES
YOUR LAB OF CHOICE
12065 Lebanon Rd
Mount Juliet, TN 37122
Phone: 615-758-5858
Phone: 800-767-5859
Fax: 615-758-5859

L# 816388
H167
Acctnum: ENVIRONGCO
Template:
Prelogin:
TSR: 288 - Daphne Richards
PB:
Shipped Via:

Hold #
Condition: (lab use only) DB10 ✓
COC Seal Intact: ___Y ___N ✓NA
pH Checked: NCF:

| Relinquished by : (Signature) | Date: | Time: | Received by: (Signature) |
|---|---|---|---|
| | 2/8/16 | 0800 | |
| Relinquished by : (Signature) | Date: | Time: | Received by: (Signature) |
| Relinquished by : (Signature) | Date: | Time: | Received for lab by: (Signature) |

Samples returned via: ☐ UPS ☒ FedEx ☐ Courier ☐ _____
Temp: 2.6 °C Bottles Received: 32
Date: 2/9/16 Time: 0900

Chain of Custody Page 2 of 4

**ESC** LABS SCIENCES
YOUR LAB OF CHOICE
12065 Lebanon Rd
Mount Juliet, TN 37122
Phone: 615-758-5858
Phone: 800-767-5859
Fax: 615-758-5859

**Envirocon**
101 International Dr
~~651 Corporate Circle Ste 114~~
~~Golden, CO 80020~~
Missoula, MT 59808

Billing Information:
~~Gene McNutt~~
~~651 Corporate Circle Ste 114~~
~~Golden, CO 80020~~

Report to: Elizabeth Miladragovich
Email To: lmiladragovich@envirocon.com

Project Description: BBGRR23 Ft McClellan
City/State Collected: Anniston, AL

Phone: ~~303-215-0187~~
Fax: 4065657576
Client Project # 1495001
Lab Project #

Collected by (print): Elizabeth Miladragovich
Site/Facility ID # Range 23
P.O. # ENVIRONGCO-121014S

Collected by (signature): [signature]
Immediately Packed on Ice N X Y ___

*Rush?* (Lab MUST Be Notified)
___ Same Day ....200%
X Next Day ....100%
___ Two Day ....50%
___ Three Day ....25%

Date Results Needed
Email? ___No X Yes
FAX? ___No ___Yes

L# 816388
Table #
Acctnum: ENVIRONGCO
Template:
Prelogin:
TSR: 288 - Daphne Richards
PB:
Shipped Via:

| Sample ID | Comp/Grab | Matrix * | Depth | Date | Time | No. of Cntrs | 6010B-Pb, Sb | 6010B-Pb, Sb, Cu | Rem./Contaminant | Sample # (lab only) |
|---|---|---|---|---|---|---|---|---|---|---|
| R23P079Q-POSTXCSSF17-SW1 | grab | SS | | 2/7/16 | 16:35 | 1 | X | | | 11 |
| R23P079Q-POSTXCSSF17-SW2 | | | | | 16:37 | 1 | X | | | 12 |
| R23P079Q-POSTXCSSF17-SW3 | | | | | 16:40 | 1 | X | | | 13 |
| R23P079Q-POSTXCSSB18-A | Comp | | | | 16:45 | 1 | | X | | 14 |
| R23P079Q-POSTXCSSB18-B | | | | | 16:48 | 1 | | X | | 15 |
| R23P079Q-POSTXCSSB18-C | | | | | 16:51 | 1 | | X | | 16 |
| R23P079Q-POSTXCSSB18-D | | | | | 16:55 | 1 | | X | | 17 |
| R23P079Q-POSTXCSSB18-SW1 | grab | | | | 16:58 | 1 | | X | | 18 |
| R23P079Q-POSTXCSSB18-SW2 | | | | | 17:01 | 1 | | X | | 19 |
| R23P079Q-POSTXCSSB18-SW3 | | | | | 17:04 | 1 | | X | | 20 |

* Matrix: SS - Soil GW - Groundwater WW - WasteWater DW - Drinking Water OT - Other_____

Remarks:

pH _____ Temp _____
Flow _____ Other _____

Hold #

| Relinquished by : (Signature) | Date: | Time: | Received by: (Signature) | Samples returned via: ☐ UPS ☑ FedEx ☐ Courier ☐ ____ | Condition: (lab use only) |
|---|---|---|---|---|---|
| [signature] | 2/8/16 | 0800 | | | DRIOK |
| Relinquished by : (Signature) | Date: | Time: | Received by: (Signature) | Temp: 2.6 °C Bottles Received: 32 | COC Seal Intact: ___Y ___N ✓NA |
| Relinquished by : (Signature) | Date: | Time: | Received for lab by: (Signature) | Date: 2/9/16 Time: 0900 | pH Checked: NCF: |

**Envirocon**
101 International Dr
~~651 Corporate Circle Ste 114~~
~~Golden, CO 80020~~
Missoula, MT 59808

Billing Information:
~~Gene McNutt~~
~~651 Corporate Circle Ste 114~~
~~Golden, CO 80020~~

Report to: Elizabeth Miladragovich
Email To: lmiladragovich@envirocor.com

Project Description: BBGRR23 Ft McClellan
City/State Collected: Anniston, AL

Phone: ~~303-215-0187~~
Fax: 406 565 7576
Client Project # 1495001
Lab Project #

Collected by (print): Elizabeth Miladragovich
Site/Facility ID # Range 23
P.O. # ENVIRONGCO-121014/5

Collected by (signature):
Immediately Packed on Ice N X Y ___

*Rush?* (Lab MUST Be Notified)
___ Same Day ....200%
X Next Day ....100%
___ Two Day ....50%
___ Three Day ....25%

Date Results Needed
Email? ___No X Yes
FAX? ___No ___Yes

Chain of Custody Page 3 of 4

ESC LABS
YOUR LAB OF CHOICE
12065 Lebanon Rd
Mount Juliet, TN 37122
Phone: 615-758-5858
Phone: 800-767-5859
Fax: 615-758-5859

L # 816388
Table #
Acctnum: ENVIRONGCO
Template:
Prelogin:
TSR: 288 - Daphne Richards
PB:
Shipped Via:

| Sample ID | Comp/Grab | Matrix * | Depth | Date | Time | No. of Cntrs | 60103-Pb, Sb | 60103-Pb, Sb, Cu | Rem./Contaminant | Sample # (lab only) |
|---|---|---|---|---|---|---|---|---|---|---|
| R23P079Q-POSTXCSSB18-SW2 Dup | grab | SS | | 2/7/16 | 17:07 | 1 | | X | | 21 |
| R23P079Q-POSTXCSSB17-A | Comp | | | | 17:10 | 1 | X | | | 22 |
| R23P079Q-POSTXCSSB17-B | | | | | 17:12 | 1 | X | | | 23 |
| R23P079Q-POSTXCSSB17-C | | | | | 17:15 | 1 | X | | | 24 |
| R23P079Q-POSTXCSSB17-D | | | | | 17:18 | 1 | X | | | 25 |
| R23P079Q-POSTXCSSB17-SW1 | grab | | | | 17:20 | 1 | X | | | 26 |
| R23P079Q-POSTXCSSB17-SW2 | | | | | 17:23 | 1 | X | | | 27 |
| R23P079Q-POSTXCSSB17-SW3 | | | | | 17:26 | 1 | X | | | 28 |
| R23P079Q-POSTXCSSB17-SW4 | | | | | 17:30 | 1 | X | | | 29 |
| R23P079Q-RINSE-2 | | WW | | | 13:50 | 1 | X | | | 30 |

* Matrix: SS - Soil GW - Groundwater WW - WasteWater DW - Drinking Water OT - Other_____

Remarks: Rinse samples preserved w/nitric

pH _____ Temp _____
Flow _____ Other _____

Hold #

| Relinquished by : (Signature) | Date: | Time: | Received by: (Signature) | Samples returned via: ☐ UPS ☑ FedEx ☐ Courier ☐ _____ | Condition: (lab use only) NBIO |
|---|---|---|---|---|---|
| | 2/8/16 | 0800 | | | |
| Relinquished by : (Signature) | Date: | Time: | Received by: (Signature) | Temp: 2.6 °C Bottles Received: 32 | COC Seal Intact: ___Y ___N ✓NA |
| Relinquished by : (Signature) | Date: | Time: | Received for lab by: (Signature) | Date: 2/8/16 Time: 0900 | pH Checked: NCF: |

Chain of Custody Page 4 of 4

ESC LAB SCIENCES
YOUR LAB OF CHOICE
12065 Lebanon Rd
Mount Juliet, TN 37122
Phone: 615-758-5858
Phone: 800-767-5859
Fax: 615-758-5859

**Envirocon**
101 International Dr
~~651 Corporate Circle Ste 114~~
~~Golden, CO 80020~~
Missoula, MT 59808

Billing Information:
~~Gene McNutt~~
~~651 Corporate Circle Ste 114~~
~~Golden, CO 80020~~

Report to: Elizabeth Milodragovich
Email To: lmilodragovich@envirocon.com

Project Description: BBGRR23 Ft McClellan
City/State Collected: Anniston, AL

Phone: ~~303-215-0187~~
Fax: 4065657576
Client Project # 1495001
Lab Project #

Collected by (print): Elizabeth Milodragovich
Site/Facility ID # Range 23
P.O. # ENVIRONGCO-121014S

Collected by (signature):
Immediately Packed on Ice N X Y ___

Rush? (Lab MUST Be Notified)
___ Same Day ....200%
X Next Day ....100%
___ Two Day ....50%
___ Three Day ....25%

Date Results Needed
Email? ___No X Yes
FAX? ___No ___Yes

L# 816388
Table #
Acctnum: ENVIRONGCO
Template:
Prelogin:
TSR: 288 - Daphne Richards
PB:
Shipped Via:

Analysis / Container / Preservative: 6010B-Pb Sb

| Sample ID | Comp/Grab | Matrix * | Depth | Date | Time | No. of Cntrs | 6010B-Pb Sb | Rem./Contaminant | Sample # (lab only) |
|---|---|---|---|---|---|---|---|---|---|
| R23P079Q-RINSE-3 | | WW | | 2/7/16 | 15:19 | 1 | X | | 31 |
| R23P079Q-RINSE-4 | | ↓ | | ↓ | 17:08 | 1 | X | | 32 |

* Matrix: SS - Soil GW - Groundwater WW - WasteWater DW - Drinking Water OT - Other_____

Remarks: Rinse samples preserved w/ nitric

pH _____ Temp _____
Flow _____ Other _____

| Relinquished by : (Signature) | Date: | Time: | Received by: (Signature) |
|---|---|---|---|
| | 2/8/16 | 0800 | |
| Relinquished by : (Signature) | Date: | Time: | Received by: (Signature) |
| Relinquished by : (Signature) | Date: | Time: | Received for lab by: (Signature) |

Samples returned via: ☐ UPS ☒ FedEx ☐ Courier ☐ _____
Temp: 2.6 °C Bottles Received: 32
Date: 2/9/16 Time: 0900

Hold #
Condition: (lab use only) pg10
COC Seal Intact: ___Y ___N ✓NA
pH Checked: NCF:

# ANALYTICAL REPORT

February 12, 2016

## Envirocon

| | |
|---|---|
| Sample Delivery Group: | L816655 |
| Samples Received: | 02/10/2016 |
| Project Number: | 1495001 |
| Description: | BBG RR23 Ft. McClellan |
| Site: | RANGE 23 |
| Report To: | Randy Mendonsa<br>7878 Wadsworth Blvd, Ste 340<br>Arvada, CO 80003 |

Entire Report Reviewed By:

Jason Romer
Technical Service Representative

Results relate only to the items tested or calibrated and are reported as rounded values. This test report shall not be reproduced, except in full, without written approval of the laboratory. Where applicable, sampling conducted by ESC is performed per guidance provided in laboratory standard operating procedures: 060302, 060303, and 060304.

# TABLE OF CONTENTS

## R23P079Q-PTA8-1 FT L816655-01 Waste

Collected by: Elizabeth M | Collected date/time: 02/09/16 08:07 | Received date/time: 02/10/16 09:00

| Method | Batch | Dilution | Preparation date/time | Analysis date/time | Analyst |
|---|---|---|---|---|---|
| Mercury by Method 7470A | WG848832 | 1 | 02/11/16 18:24 | 02/12/16 13:05 | TRB |
| Metals (ICP) by Method 6010B | WG848777 | 1 | 02/11/16 17:32 | 02/11/16 21:30 | ST |
| Preparation by Method 1311 | WG848464 | 1 | 02/10/16 17:56 | 02/10/16 17:58 | LJN |

## R23P079Q-PTF10-1 FT L816655-02 Waste

Collected by: Elizabeth M | Collected date/time: 02/09/16 08:10 | Received date/time: 02/10/16 09:00

| Method | Batch | Dilution | Preparation date/time | Analysis date/time | Analyst |
|---|---|---|---|---|---|
| Mercury by Method 7470A | WG848832 | 1 | 02/11/16 18:24 | 02/12/16 13:07 | TRB |
| Metals (ICP) by Method 6010B | WG848777 | 1 | 02/11/16 17:32 | 02/11/16 21:33 | ST |
| Preparation by Method 1311 | WG848464 | 1 | 02/10/16 17:56 | 02/10/16 17:58 | LJN |

## R23P079Q-POSTXCSSEE17-SW1 L816655-03 Solid

Collected by: Elizabeth M | Collected date/time: 02/09/16 08:22 | Received date/time: 02/10/16 09:00

| Method | Batch | Dilution | Preparation date/time | Analysis date/time | Analyst |
|---|---|---|---|---|---|
| Metals (ICP) by Method 6010B | WG848382 | 1 | 02/10/16 13:39 | 02/10/16 20:05 | ST |
| Total Solids by Method 2540 G-2011 | WG848335 | 1 | 02/10/16 13:41 | 02/10/16 13:51 | KDW |

## R23P079Q-POSTXCSSEE17-SW2 L816655-04 Solid

Collected by: Elizabeth M | Collected date/time: 02/09/16 08:24 | Received date/time: 02/10/16 09:00

| Method | Batch | Dilution | Preparation date/time | Analysis date/time | Analyst |
|---|---|---|---|---|---|
| Metals (ICP) by Method 6010B | WG848382 | 1 | 02/10/16 13:39 | 02/10/16 20:19 | ST |
| Total Solids by Method 2540 G-2011 | WG848335 | 1 | 02/10/16 13:41 | 02/10/16 13:51 | KDW |

## R23P079Q-POSTXCSSEE17-SW3 L816655-05 Solid

Collected by: Elizabeth M | Collected date/time: 02/09/16 08:26 | Received date/time: 02/10/16 09:00

| Method | Batch | Dilution | Preparation date/time | Analysis date/time | Analyst |
|---|---|---|---|---|---|
| Metals (ICP) by Method 6010B | WG848382 | 1 | 02/10/16 13:39 | 02/10/16 20:23 | ST |
| Total Solids by Method 2540 G-2011 | WG848335 | 1 | 02/10/16 13:41 | 02/10/16 13:51 | KDW |

## R23P079Q-POSTXCSSE15-SW1 L816655-06 Solid

Collected by: Elizabeth M | Collected date/time: 02/09/16 08:29 | Received date/time: 02/10/16 09:00

| Method | Batch | Dilution | Preparation date/time | Analysis date/time | Analyst |
|---|---|---|---|---|---|
| Metals (ICP) by Method 6010B | WG848382 | 1 | 02/10/16 13:39 | 02/10/16 20:32 | ST |
| Total Solids by Method 2540 G-2011 | WG848335 | 1 | 02/10/16 13:41 | 02/10/16 13:51 | KDW |

## R23P079Q-POSTXCSSE15-SW1S L816655-07 Solid

Collected by: Elizabeth M | Collected date/time: 02/09/16 08:31 | Received date/time: 02/10/16 09:00

| Method | Batch | Dilution | Preparation date/time | Analysis date/time | Analyst |
|---|---|---|---|---|---|
| Metals (ICP) by Method 6010B | WG848382 | 1 | 02/10/16 13:39 | 02/10/16 20:35 | ST |
| Total Solids by Method 2540 G-2011 | WG848335 | 1 | 02/10/16 13:41 | 02/10/16 13:51 | KDW |

## R23P079Q-POSTXCSSE15-SW1DUP L816655-08 Solid

Collected by: Elizabeth M | Collected date/time: 02/09/16 08:34 | Received date/time: 02/10/16 09:00

| Method | Batch | Dilution | Preparation date/time | Analysis date/time | Analyst |
|---|---|---|---|---|---|
| Metals (ICP) by Method 6010B | WG848382 | 1 | 02/10/16 13:39 | 02/10/16 20:38 | ST |
| Total Solids by Method 2540 G-2011 | WG848335 | 1 | 02/10/16 13:41 | 02/10/16 13:51 | KDW |

## R23P079Q-POSTXCSSE15-SW2 L816655-09 Solid

Collected by: Elizabeth M | Collected date/time: 02/09/16 08:36 | Received date/time: 02/10/16 09:00

| Method | Batch | Dilution | Preparation date/time | Analysis date/time | Analyst |
|---|---|---|---|---|---|
| Metals (ICP) by Method 6010B | WG848382 | 1 | 02/10/16 13:39 | 02/10/16 20:41 | ST |
| Total Solids by Method 2540 G-2011 | WG848335 | 1 | 02/10/16 13:41 | 02/10/16 13:51 | KDW |

## R23P079Q-POSTXCSSE14-SW1 L816655-10 Solid

Collected by: Elizabeth M | Collected date/time: 02/09/16 08:39 | Received date/time: 02/10/16 09:00

| Method | Batch | Dilution | Preparation date/time | Analysis date/time | Analyst |
|---|---|---|---|---|---|
| Metals (ICP) by Method 6010B | WG848382 | 1 | 02/10/16 13:39 | 02/10/16 20:44 | ST |
| Total Solids by Method 2540 G-2011 | WG848335 | 1 | 02/10/16 13:41 | 02/10/16 13:51 | KDW |

## R23P079Q-POSTXCSSE13-SW1 L816655-11 Solid

Collected by: Elizabeth M | Collected date/time: 02/09/16 08:48 | Received date/time: 02/10/16 09:00

| Method | Batch | Dilution | Preparation date/time | Analysis date/time | Analyst |
|---|---|---|---|---|---|
| Metals (ICP) by Method 6010B | WG848382 | 1 | 02/10/16 13:39 | 02/10/16 20:47 | ST |
| Total Solids by Method 2540 G-2011 | WG848335 | 1 | 02/10/16 13:41 | 02/10/16 13:51 | KDW |

## R23P079Q-POSTXCSSE13-SW2 L816655-12 Solid

Collected by: Elizabeth M | Collected date/time: 02/09/16 08:51 | Received date/time: 02/10/16 09:00

| Method | Batch | Dilution | Preparation date/time | Analysis date/time | Analyst |
|---|---|---|---|---|---|
| Metals (ICP) by Method 6010B | WG848382 | 1 | 02/10/16 13:39 | 02/10/16 20:50 | ST |
| Total Solids by Method 2540 G-2011 | WG848335 | 1 | 02/10/16 13:41 | 02/10/16 13:51 | KDW |

## R23P079Q-POSTXCSSE13-SW3 L816655-13 Solid

Collected by: Elizabeth M | Collected date/time: 02/09/16 08:54 | Received date/time: 02/10/16 09:00

| Method | Batch | Dilution | Preparation date/time | Analysis date/time | Analyst |
|---|---|---|---|---|---|
| Metals (ICP) by Method 6010B | WG848382 | 1 | 02/10/16 13:39 | 02/10/16 20:54 | ST |
| Total Solids by Method 2540 G-2011 | WG848338 | 1 | 02/10/16 13:27 | 02/10/16 13:38 | KDW |

## R23P079Q-POSTXCSSE13-SW4 L816655-14 Solid

Collected by: Elizabeth M | Collected date/time: 02/09/16 08:56 | Received date/time: 02/10/16 09:00

| Method | Batch | Dilution | Preparation date/time | Analysis date/time | Analyst |
|---|---|---|---|---|---|
| Metals (ICP) by Method 6010B | WG848382 | 1 | 02/10/16 13:39 | 02/10/16 20:57 | ST |
| Total Solids by Method 2540 G-2011 | WG848338 | 1 | 02/10/16 13:27 | 02/10/16 13:38 | KDW |

## R23P079Q-POSTXCSSE13-SW4S L816655-15 Solid

Collected by: Elizabeth M | Collected date/time: 02/09/16 08:58 | Received date/time: 02/10/16 09:00

| Method | Batch | Dilution | Preparation date/time | Analysis date/time | Analyst |
|---|---|---|---|---|---|
| Metals (ICP) by Method 6010B | WG848382 | 1 | 02/10/16 13:39 | 02/10/16 21:00 | ST |
| Total Solids by Method 2540 G-2011 | WG848338 | 1 | 02/10/16 13:27 | 02/10/16 13:38 | KDW |

## R23P079Q-POSTXCSSE13-SW4DUP L816655-16 Solid

Collected by: Elizabeth M | Collected date/time: 02/09/16 09:01 | Received date/time: 02/10/16 09:00

| Method | Batch | Dilution | Preparation date/time | Analysis date/time | Analyst |
|---|---|---|---|---|---|
| Metals (ICP) by Method 6010B | WG848382 | 1 | 02/10/16 13:39 | 02/10/16 21:09 | ST |
| Total Solids by Method 2540 G-2011 | WG848338 | 1 | 02/10/16 13:27 | 02/10/16 13:38 | KDW |

## R23P079Q-RINSE-5 L816655-17 GW

Collected by: Elizabeth M | Collected date/time: 02/09/16 09:08 | Received date/time: 02/10/16 09:00

| Method | Batch | Dilution | Preparation date/time | Analysis date/time | Analyst |
|---|---|---|---|---|---|
| Metals (ICP) by Method 6010B | WG848404 | 1 | 02/10/16 18:27 | 02/11/16 11:34 | CCE |

## R23P079Q-POSTXCSSE17-C L816655-18 Solid

Collected by: Elizabeth M | Collected date/time: 02/09/16 10:16 | Received date/time: 02/10/16 09:00

| Method | Batch | Dilution | Preparation date/time | Analysis date/time | Analyst |
|---|---|---|---|---|---|
| Metals (ICP) by Method 6010B | WG848382 | 1 | 02/10/16 13:39 | 02/10/16 21:13 | ST |
| Total Solids by Method 2540 G-2011 | WG848338 | 1 | 02/10/16 13:27 | 02/10/16 13:38 | KDW |

## R23P079Q-POSTXCSSE17-B L816655-19 Solid

Collected by: Elizabeth M | Collected date/time: 02/09/16 10:59 | Received date/time: 02/10/16 09:00

| Method | Batch | Dilution | Preparation date/time | Analysis date/time | Analyst |
|---|---|---|---|---|---|
| Metals (ICP) by Method 6010B | WG848382 | 1 | 02/10/16 13:39 | 02/10/16 21:16 | ST |
| Total Solids by Method 2540 G-2011 | WG848338 | 1 | 02/10/16 13:27 | 02/10/16 13:38 | KDW |

## R23P079Q-POSTXCSSE17-D L816655-20 Solid

Collected by: Elizabeth M | Collected date/time: 02/09/16 11:25 | Received date/time: 02/10/16 09:00

| Method | Batch | Dilution | Preparation date/time | Analysis date/time | Analyst |
|---|---|---|---|---|---|
| Metals (ICP) by Method 6010B | WG848382 | 1 | 02/10/16 13:39 | 02/10/16 21:19 | ST |
| Total Solids by Method 2540 G-2011 | WG848338 | 1 | 02/10/16 13:27 | 02/10/16 13:38 | KDW |

## R23P079Q-POSTXCSSE17-A L816655-21 Solid

Collected by: Elizabeth M | Collected date/time: 02/09/16 13:05 | Received date/time: 02/10/16 09:00

| Method | Batch | Dilution | Preparation date/time | Analysis date/time | Analyst |
|---|---|---|---|---|---|
| Metals (ICP) by Method 6010B | WG848382 | 1 | 02/10/16 13:39 | 02/10/16 21:22 | ST |
| Total Solids by Method 2540 G-2011 | WG848338 | 1 | 02/10/16 13:27 | 02/10/16 13:38 | KDW |

## R23P079Q-POSTXCSSE17-AS L816655-22 Solid

Collected by: Elizabeth M | Collected date/time: 02/09/16 13:08 | Received date/time: 02/10/16 09:00

| Method | Batch | Dilution | Preparation date/time | Analysis date/time | Analyst |
|---|---|---|---|---|---|
| Metals (ICP) by Method 6010B | WG848382 | 1 | 02/10/16 13:39 | 02/10/16 21:25 | ST |
| Total Solids by Method 2540 G-2011 | WG848338 | 1 | 02/10/16 13:27 | 02/10/16 13:38 | KDW |

## R23P079Q-POSTXCSSE17-DUP L816655-23 Solid

Collected by: Elizabeth M | Collected date/time: 02/09/16 13:15 | Received date/time: 02/10/16 09:00

| Method | Batch | Dilution | Preparation date/time | Analysis date/time | Analyst |
|---|---|---|---|---|---|
| Metals (ICP) by Method 6010B | WG848382 | 1 | 02/10/16 13:39 | 02/10/16 21:28 | ST |
| Total Solids by Method 2540 G-2011 | WG848338 | 1 | 02/10/16 13:27 | 02/10/16 13:38 | KDW |

## R23P079Q-POSTXCSSE16-C L816655-24 Solid

Collected by: Elizabeth M | Collected date/time: 02/09/16 13:33 | Received date/time: 02/10/16 09:00

| Method | Batch | Dilution | Preparation date/time | Analysis date/time | Analyst |
|---|---|---|---|---|---|
| Metals (ICP) by Method 6010B | WG848528 | 1 | 02/10/16 18:47 | 02/11/16 11:10 | CCE |
| Total Solids by Method 2540 G-2011 | WG848341 | 1 | 02/10/16 13:53 | 02/10/16 14:09 | KDW |

## R23P079Q-POSTXCSSE16-D L816655-25 Solid

Collected by: Elizabeth M | Collected date/time: 02/09/16 14:05 | Received date/time: 02/10/16 09:00

| Method | Batch | Dilution | Preparation date/time | Analysis date/time | Analyst |
|---|---|---|---|---|---|
| Metals (ICP) by Method 6010B | WG848528 | 1 | 02/10/16 18:47 | 02/11/16 11:13 | CCE |
| Total Solids by Method 2540 G-2011 | WG848341 | 1 | 02/10/16 13:53 | 02/10/16 14:09 | KDW |

## R23P079Q-PTD22-6IN L816655-26 Waste

Collected by: Elizabeth M | Collected date/time: 02/09/16 12:27 | Received date/time: 02/10/16 09:00

| Method | Batch | Dilution | Preparation date/time | Analysis date/time | Analyst |
|---|---|---|---|---|---|
| Mercury by Method 7470A | WG848832 | 1 | 02/11/16 18:24 | 02/12/16 13:10 | TRB |
| Metals (ICP) by Method 6010B | WG848777 | 1 | 02/11/16 17:32 | 02/11/16 21:36 | ST |
| Preparation by Method 1311 | WG848464 | 1 | 02/10/16 17:56 | 02/10/16 17:58 | LJN |

## R23P079Q-POSTXCSSE20-SW4R L816655-27 Solid

Collected by: Elizabeth M | Collected date/time: 02/09/16 14:32 | Received date/time: 02/10/16 09:00

| Method | Batch | Dilution | Preparation date/time | Analysis date/time | Analyst |
|---|---|---|---|---|---|
| Metals (ICP) by Method 6010B | WG848528 | 1 | 02/10/16 18:47 | 02/11/16 11:22 | CCE |
| Total Solids by Method 2540 G-2011 | WG848341 | 1 | 02/10/16 13:53 | 02/10/16 14:09 | KDW |

1 Cp
2 Tc
3 Ss
4 Cn
5 Sr
6 Qc
7 Gl
8 Al
9 Sc

All sample aliquots were received at the correct temperature, in the proper containers, with the appropriate preservatives, and within method specified holding times. All MDL (LOD) and RDL (LOQ) values reported for environmental samples have been corrected for the dilution factor used in the analysis. All Method and Batch Quality Control are within established criteria except where addressed in this case narrative, a non-conformance form or properly qualified within the sample results. By my digital signature below, I affirm to the best of my knowledge, all problems/anomalies observed by the laboratory as having the potential to affect the quality of the data have been identified by the laboratory, and no information or data have been knowingly withheld that would affect the quality of the data.

Jason Romer
Technical Service Representative

## Preparation by Method 1311

| Analyte | Result | Qualifier | Prep date / time | Batch |
|---|---|---|---|---|
| TCLP Extraction | - | | 2/10/2016 5:56:21 PM | WG848464 |

## Mercury by Method 7470A

| Analyte | Result mg/l | Qualifier | RDL mg/l | Limit mg/l | Dilution | Analysis date / time | Batch |
|---|---|---|---|---|---|---|---|
| Mercury | ND | | 0.0100 | 0.20 | 1 | 02/12/2016 13:05 | WG848832 |

## Metals (ICP) by Method 6010B

| Analyte | Result mg/l | Qualifier | RDL mg/l | Limit mg/l | Dilution | Analysis date / time | Batch |
|---|---|---|---|---|---|---|---|
| Arsenic | ND | | 0.450 | 5 | 1 | 02/11/2016 21:30 | WG848777 |
| Barium | ND | | 1.35 | 100 | 1 | 02/11/2016 21:30 | WG848777 |
| Cadmium | ND | | 0.450 | 1 | 1 | 02/11/2016 21:30 | WG848777 |
| Chromium | ND | | 0.450 | 5 | 1 | 02/11/2016 21:30 | WG848777 |
| Lead | 1.41 | | 0.450 | 5 | 1 | 02/11/2016 21:30 | WG848777 |
| Selenium | ND | | 0.450 | 1 | 1 | 02/11/2016 21:30 | WG848777 |
| Silver | ND | | 0.450 | 5 | 1 | 02/11/2016 21:30 | WG848777 |

## Preparation by Method 1311

| Analyte | Result | Qualifier | Prep date / time | Batch |
|---|---|---|---|---|
| TCLP Extraction | - | | 2/10/2016 5:56:21 PM | WG848464 |

## Mercury by Method 7470A

| Analyte | Result mg/l | Qualifier | RDL mg/l | Limit mg/l | Dilution | Analysis date / time | Batch |
|---|---|---|---|---|---|---|---|
| Mercury | ND | | 0.0100 | 0.20 | 1 | 02/12/2016 13:07 | WG848832 |

## Metals (ICP) by Method 6010B

| Analyte | Result mg/l | Qualifier | RDL mg/l | Limit mg/l | Dilution | Analysis date / time | Batch |
|---|---|---|---|---|---|---|---|
| Arsenic | ND | | 0.450 | 5 | 1 | 02/11/2016 21:33 | WG848777 |
| Barium | ND | | 1.35 | 100 | 1 | 02/11/2016 21:33 | WG848777 |
| Cadmium | ND | | 0.450 | 1 | 1 | 02/11/2016 21:33 | WG848777 |
| Chromium | ND | | 0.450 | 5 | 1 | 02/11/2016 21:33 | WG848777 |
| Lead | 0.899 | | 0.450 | 5 | 1 | 02/11/2016 21:33 | WG848777 |
| Selenium | ND | | 0.450 | 1 | 1 | 02/11/2016 21:33 | WG848777 |
| Silver | ND | | 0.450 | 5 | 1 | 02/11/2016 21:33 | WG848777 |

## Total Solids by Method 2540 G-2011

| Analyte | Result % | Qualifier | Dilution | Analysis date / time | Batch |
|---|---|---|---|---|---|
| Total Solids | 88.3 | | 1 | 02/10/2016 13:51 | WG848335 |

## Metals (ICP) by Method 6010B

| Analyte | Result (dry) mg/kg | Qualifier | RDL (dry) mg/kg | Dilution | Analysis date / time | Batch |
|---|---|---|---|---|---|---|
| Antimony | ND | | 2.27 | 1 | 02/10/2016 20:05 | WG848382 |
| Lead | 6.24 | | 0.567 | 1 | 02/10/2016 20:05 | WG848382 |

## Total Solids by Method 2540 G-2011

| Analyte | Result % | Qualifier | Dilution | Analysis date / time | Batch |
|---|---|---|---|---|---|
| Total Solids | 84.9 | | 1 | 02/10/2016 13:51 | WG848335 |

## Metals (ICP) by Method 6010B

| Analyte | Result (dry) mg/kg | Qualifier | RDL (dry) mg/kg | Dilution | Analysis date / time | Batch |
|---|---|---|---|---|---|---|
| Antimony | ND | | 2.35 | 1 | 02/10/2016 20:19 | WG848382 |
| Lead | 113 | | 0.589 | 1 | 02/10/2016 20:19 | WG848382 |

## Total Solids by Method 2540 G-2011

| Analyte | Result % | Qualifier | Dilution | Analysis date / time | Batch |
|---|---|---|---|---|---|
| Total Solids | 91.1 | | 1 | 02/10/2016 13:51 | WG848335 |

## Metals (ICP) by Method 6010B

| Analyte | Result (dry) mg/kg | Qualifier | RDL (dry) mg/kg | Dilution | Analysis date / time | Batch |
|---|---|---|---|---|---|---|
| Antimony | ND | | 2.19 | 1 | 02/10/2016 20:23 | WG848382 |
| Lead | 4.99 | | 0.549 | 1 | 02/10/2016 20:23 | WG848382 |

## Total Solids by Method 2540 G-2011

| Analyte | Result % | Qualifier | Dilution | Analysis date / time | Batch |
|---|---|---|---|---|---|
| Total Solids | 66.9 | | 1 | 02/10/2016 13:51 | WG848335 |

## Metals (ICP) by Method 6010B

| Analyte | Result (dry) mg/kg | Qualifier | RDL (dry) mg/kg | Dilution | Analysis date / time | Batch |
|---|---|---|---|---|---|---|
| Antimony | ND | | 2.99 | 1 | 02/10/2016 20:32 | WG848382 |
| Lead | 156 | | 0.747 | 1 | 02/10/2016 20:32 | WG848382 |

## Total Solids by Method 2540 G-2011

| Analyte | Result % | Qualifier | Dilution | Analysis date / time | Batch |
|---|---|---|---|---|---|
| Total Solids | 70.2 | | 1 | 02/10/2016 13:51 | WG848335 |

## Metals (ICP) by Method 6010B

| Analyte | Result (dry) mg/kg | Qualifier | RDL (dry) mg/kg | Dilution | Analysis date / time | Batch |
|---|---|---|---|---|---|---|
| Antimony | ND | | 2.85 | 1 | 02/10/2016 20:35 | WG848382 |
| Lead | 67.3 | | 0.713 | 1 | 02/10/2016 20:35 | WG848382 |

## Total Solids by Method 2540 G-2011

| Analyte | Result % | Qualifier | Dilution | Analysis date / time | Batch |
|---|---|---|---|---|---|
| Total Solids | 78.4 | | 1 | 02/10/2016 13:51 | WG848335 |

## Metals (ICP) by Method 6010B

| Analyte | Result (dry) mg/kg | Qualifier | RDL (dry) mg/kg | Dilution | Analysis date / time | Batch |
|---|---|---|---|---|---|---|
| Antimony | ND | | 2.55 | 1 | 02/10/2016 20:38 | WG848382 |
| Lead | 26.1 | | 0.638 | 1 | 02/10/2016 20:38 | WG848382 |

## Total Solids by Method 2540 G-2011

| Analyte | Result % | Qualifier | Dilution | Analysis date / time | Batch |
|---|---|---|---|---|---|
| Total Solids | 74.6 | | 1 | 02/10/2016 13:51 | WG848335 |

## Metals (ICP) by Method 6010B

| Analyte | Result (dry) mg/kg | Qualifier | RDL (dry) mg/kg | Dilution | Analysis date / time | Batch |
|---|---|---|---|---|---|---|
| Antimony | ND | | 2.68 | 1 | 02/10/2016 20:41 | WG848382 |
| Lead | 91.3 | | 0.670 | 1 | 02/10/2016 20:41 | WG848382 |

## Total Solids by Method 2540 G-2011

| Analyte | Result % | Qualifier | Dilution | Analysis date / time | Batch |
|---|---|---|---|---|---|
| Total Solids | 81.7 | | 1 | 02/10/2016 13:51 | WG848335 |

## Metals (ICP) by Method 6010B

| Analyte | Result (dry) mg/kg | Qualifier | RDL (dry) mg/kg | Dilution | Analysis date / time | Batch |
|---|---|---|---|---|---|---|
| Antimony | ND | | 2.45 | 1 | 02/10/2016 20:44 | WG848382 |
| Lead | 123 | | 0.612 | 1 | 02/10/2016 20:44 | WG848382 |

## Total Solids by Method 2540 G-2011

| Analyte | Result % | Qualifier | Dilution | Analysis date / time | Batch |
|---|---|---|---|---|---|
| Total Solids | 89.2 | J3 | 1 | 02/10/2016 13:51 | WG848335 |

## Metals (ICP) by Method 6010B

| Analyte | Result (dry) mg/kg | Qualifier | RDL (dry) mg/kg | Dilution | Analysis date / time | Batch |
|---|---|---|---|---|---|---|
| Antimony | ND | | 2.24 | 1 | 02/10/2016 20:47 | WG848382 |
| Lead | 57.6 | | 0.560 | 1 | 02/10/2016 20:47 | WG848382 |

## Total Solids by Method 2540 G-2011

| Analyte | Result % | Qualifier | Dilution | Analysis date / time | Batch |
|---|---|---|---|---|---|
| Total Solids | 90.8 | | 1 | 02/10/2016 13:51 | WG848335 |

## Metals (ICP) by Method 6010B

| Analyte | Result (dry) mg/kg | Qualifier | RDL (dry) mg/kg | Dilution | Analysis date / time | Batch |
|---|---|---|---|---|---|---|
| Antimony | ND | | 2.20 | 1 | 02/10/2016 20:50 | WG848382 |
| Lead | 25.4 | | 0.550 | 1 | 02/10/2016 20:50 | WG848382 |

## Total Solids by Method 2540 G-2011

| Analyte | Result % | Qualifier | Dilution | Analysis date / time | Batch |
|---|---|---|---|---|---|
| Total Solids | 88.8 | | 1 | 02/10/2016 13:38 | WG848338 |

## Metals (ICP) by Method 6010B

| Analyte | Result (dry) mg/kg | Qualifier | RDL (dry) mg/kg | Dilution | Analysis date / time | Batch |
|---|---|---|---|---|---|---|
| Antimony | ND | | 2.25 | 1 | 02/10/2016 20:54 | WG848382 |
| Lead | 30.4 | | 0.563 | 1 | 02/10/2016 20:54 | WG848382 |

## Total Solids by Method 2540 G-2011

| Analyte | Result % | Qualifier | Dilution | Analysis date / time | Batch |
|---|---|---|---|---|---|
| Total Solids | 87.0 | | 1 | 02/10/2016 13:38 | WG848338 |

## Metals (ICP) by Method 6010B

| Analyte | Result (dry) mg/kg | Qualifier | RDL (dry) mg/kg | Dilution | Analysis date / time | Batch |
|---|---|---|---|---|---|---|
| Antimony | ND | | 2.30 | 1 | 02/10/2016 20:57 | WG848382 |
| Lead | 14.4 | | 0.575 | 1 | 02/10/2016 20:57 | WG848382 |

## Total Solids by Method 2540 G-2011

| Analyte | Result % | Qualifier | Dilution | Analysis date / time | Batch |
|---|---|---|---|---|---|
| Total Solids | 87.7 | | 1 | 02/10/2016 13:38 | WG848338 |

## Metals (ICP) by Method 6010B

| Analyte | Result (dry) mg/kg | Qualifier | RDL (dry) mg/kg | Dilution | Analysis date / time | Batch |
|---|---|---|---|---|---|---|
| Antimony | ND | | 2.28 | 1 | 02/10/2016 21:00 | WG848382 |
| Lead | 10.8 | | 0.570 | 1 | 02/10/2016 21:00 | WG848382 |

## Total Solids by Method 2540 G-2011

| Analyte | Result % | Qualifier | Dilution | Analysis date / time | Batch |
|---|---|---|---|---|---|
| Total Solids | 84.0 | | 1 | 02/10/2016 13:38 | WG848338 |

## Metals (ICP) by Method 6010B

| Analyte | Result (dry) mg/kg | Qualifier | RDL (dry) mg/kg | Dilution | Analysis date / time | Batch |
|---|---|---|---|---|---|---|
| Antimony | ND | | 2.38 | 1 | 02/10/2016 21:09 | WG848382 |
| Lead | 23.8 | | 0.595 | 1 | 02/10/2016 21:09 | WG848382 |

## Metals (ICP) by Method 6010B

| Analyte | Result mg/l | Qualifier | RDL mg/l | Dilution | Analysis date / time | Batch |
|---|---|---|---|---|---|---|
| Antimony | ND | | 0.0100 | 1 | 02/11/2016 11:34 | WG848404 |
| Lead | ND | | 0.00500 | 1 | 02/11/2016 11:34 | WG848404 |

## Total Solids by Method 2540 G-2011

| Analyte | Result % | Qualifier | Dilution | Analysis date / time | Batch |
|---|---|---|---|---|---|
| Total Solids | 90.3 | | 1 | 02/10/2016 13:38 | WG848338 |

## Metals (ICP) by Method 6010B

| Analyte | Result (dry) mg/kg | Qualifier | RDL (dry) mg/kg | Dilution | Analysis date / time | Batch |
|---|---|---|---|---|---|---|
| Antimony | ND | | 2.21 | 1 | 02/10/2016 21:13 | WG848382 |
| Lead | 13.0 | | 0.554 | 1 | 02/10/2016 21:13 | WG848382 |

## Total Solids by Method 2540 G-2011

| Analyte | Result % | Qualifier | Dilution | Analysis date / time | Batch |
|---|---|---|---|---|---|
| Total Solids | 89.3 | | 1 | 02/10/2016 13:38 | WG848338 |

## Metals (ICP) by Method 6010B

| Analyte | Result (dry) mg/kg | Qualifier | RDL (dry) mg/kg | Dilution | Analysis date / time | Batch |
|---|---|---|---|---|---|---|
| Antimony | ND | | 2.24 | 1 | 02/10/2016 21:16 | WG848382 |
| Lead | 13.1 | | 0.560 | 1 | 02/10/2016 21:16 | WG848382 |

## Total Solids by Method 2540 G-2011

| Analyte | Result % | Qualifier | Dilution | Analysis date / time | Batch |
|---|---|---|---|---|---|
| Total Solids | 86.7 | | 1 | 02/10/2016 13:38 | WG848338 |

## Metals (ICP) by Method 6010B

| Analyte | Result (dry) mg/kg | Qualifier | RDL (dry) mg/kg | Dilution | Analysis date / time | Batch |
|---|---|---|---|---|---|---|
| Antimony | ND | | 2.31 | 1 | 02/10/2016 21:19 | WG848382 |
| Lead | 7.33 | | 0.577 | 1 | 02/10/2016 21:19 | WG848382 |

## Total Solids by Method 2540 G-2011

| Analyte | Result % | Qualifier | Dilution | Analysis date / time | Batch |
|---|---|---|---|---|---|
| Total Solids | 82.3 | | 1 | 02/10/2016 13:38 | WG848338 |

## Metals (ICP) by Method 6010B

| Analyte | Result (dry) mg/kg | Qualifier | RDL (dry) mg/kg | Dilution | Analysis date / time | Batch |
|---|---|---|---|---|---|---|
| Antimony | ND | | 2.43 | 1 | 02/10/2016 21:22 | WG848382 |
| Lead | 13.2 | | 0.607 | 1 | 02/10/2016 21:22 | WG848382 |

## Total Solids by Method 2540 G-2011

| Analyte | Result % | Qualifier | Dilution | Analysis date / time | Batch |
|---|---|---|---|---|---|
| Total Solids | 82.7 | | 1 | 02/10/2016 13:38 | WG848338 |

## Metals (ICP) by Method 6010B

| Analyte | Result (dry) mg/kg | Qualifier | RDL (dry) mg/kg | Dilution | Analysis date / time | Batch |
|---|---|---|---|---|---|---|
| Antimony | ND | | 2.42 | 1 | 02/10/2016 21:25 | WG848382 |
| Lead | 14.2 | | 0.605 | 1 | 02/10/2016 21:25 | WG848382 |

## Total Solids by Method 2540 G-2011

| Analyte | Result % | Qualifier | Dilution | Analysis date / time | Batch |
|---|---|---|---|---|---|
| Total Solids | 81.2 | | 1 | 02/10/2016 13:38 | WG848338 |

## Metals (ICP) by Method 6010B

| Analyte | Result (dry) mg/kg | Qualifier | RDL (dry) mg/kg | Dilution | Analysis date / time | Batch |
|---|---|---|---|---|---|---|
| Antimony | ND | | 2.46 | 1 | 02/10/2016 21:28 | WG848382 |
| Lead | 12.7 | | 0.616 | 1 | 02/10/2016 21:28 | WG848382 |

## Total Solids by Method 2540 G-2011

| Analyte | Result % | Qualifier | Dilution | Analysis date / time | Batch |
|---|---|---|---|---|---|
| Total Solids | 84.9 | | 1 | 02/10/2016 14:09 | WG848341 |

## Metals (ICP) by Method 6010B

| Analyte | Result (dry) mg/kg | Qualifier | RDL (dry) mg/kg | Dilution | Analysis date / time | Batch |
|---|---|---|---|---|---|---|
| Antimony | ND | | 2.35 | 1 | 02/11/2016 11:10 | WG848528 |
| Lead | 34.9 | | 0.589 | 1 | 02/11/2016 11:10 | WG848528 |

## Total Solids by Method 2540 G-2011

| Analyte | Result % | Qualifier | Dilution | Analysis date / time | Batch |
|---|---|---|---|---|---|
| Total Solids | 82.3 | | 1 | 02/10/2016 14:09 | WG848341 |

## Metals (ICP) by Method 6010B

| Analyte | Result (dry) mg/kg | Qualifier | RDL (dry) mg/kg | Dilution | Analysis date / time | Batch |
|---|---|---|---|---|---|---|
| Antimony | ND | | 2.43 | 1 | 02/11/2016 11:13 | WG848528 |
| Lead | 26.1 | | 0.607 | 1 | 02/11/2016 11:13 | WG848528 |

## Preparation by Method 1311

| Analyte | Result | Qualifier | Prep date / time | Batch |
|---|---|---|---|---|
| TCLP Extraction | - | | 2/10/2016 5:56:21 PM | WG848464 |

## Mercury by Method 7470A

| Analyte | Result mg/l | Qualifier | RDL mg/l | Limit mg/l | Dilution | Analysis date / time | Batch |
|---|---|---|---|---|---|---|---|
| Mercury | ND | | 0.0100 | 0.20 | 1 | 02/12/2016 13:10 | WG848832 |

## Metals (ICP) by Method 6010B

| Analyte | Result mg/l | Qualifier | RDL mg/l | Limit mg/l | Dilution | Analysis date / time | Batch |
|---|---|---|---|---|---|---|---|
| Arsenic | ND | | 0.450 | 5 | 1 | 02/11/2016 21:36 | WG848777 |
| Barium | ND | | 1.35 | 100 | 1 | 02/11/2016 21:36 | WG848777 |
| Cadmium | ND | | 0.450 | 1 | 1 | 02/11/2016 21:36 | WG848777 |
| Chromium | ND | | 0.450 | 5 | 1 | 02/11/2016 21:36 | WG848777 |
| Lead | 3.26 | | 0.450 | 5 | 1 | 02/11/2016 21:36 | WG848777 |
| Selenium | ND | | 0.450 | 1 | 1 | 02/11/2016 21:36 | WG848777 |
| Silver | ND | | 0.450 | 5 | 1 | 02/11/2016 21:36 | WG848777 |

## Total Solids by Method 2540 G-2011

| Analyte | Result % | Qualifier | Dilution | Analysis date / time | Batch |
|---|---|---|---|---|---|
| Total Solids | 86.9 | | 1 | 02/10/2016 14:09 | WG848341 |

## Metals (ICP) by Method 6010B

| Analyte | Result (dry) mg/kg | Qualifier | RDL (dry) mg/kg | Dilution | Analysis date / time | Batch |
|---|---|---|---|---|---|---|
| Antimony | ND | | 2.30 | 1 | 02/11/2016 11:22 | WG848528 |
| Lead | 58.2 | | 0.576 | 1 | 02/11/2016 11:22 | WG848528 |

## Method Blank (MB)

(MB) 02/10/16 13:51

| Analyte | MB Result % | MB Qualifier | MB RDL % |
|---|---|---|---|
| Total Solids | 0.00140 | | |

## L816655-11 Original Sample (OS) • Duplicate (DUP)

(OS) 02/10/16 13:51 • (DUP) 02/10/16 13:51

| Analyte | Original Result % | DUP Result % | Dilution | DUP RPD % | DUP Qualifier | DUP RPD Limits % |
|---|---|---|---|---|---|---|
| Total Solids | 89.2 | 82.7 | 1 | 7.58 | J3 | 5 |

## Laboratory Control Sample (LCS)

(LCS) 02/10/16 13:51

| Analyte | Spike Amount % | LCS Result % | LCS Rec. % | Rec. Limits % | LCS Qualifier |
|---|---|---|---|---|---|
| Total Solids | 50.0 | 50.1 | 100 | 85.0-115 | |

## Method Blank (MB)

(MB) 02/10/16 13:38

| Analyte | MB Result % | MB Qualifier | MB RDL % |
|---|---|---|---|
| Total Solids | 0.000200 | | |

## L816655-23 Original Sample (OS) • Duplicate (DUP)

(OS) 02/10/16 13:38 • (DUP) 02/10/16 13:38

| Analyte | Original Result % | DUP Result % | Dilution | DUP RPD % | DUP Qualifier | DUP RPD Limits % |
|---|---|---|---|---|---|---|
| Total Solids | 81.2 | 82.3 | 1 | 1.31 | | 5 |

## Laboratory Control Sample (LCS)

(LCS) 02/10/16 13:38

| Analyte | Spike Amount % | LCS Result % | LCS Rec. % | Rec. Limits % | LCS Qualifier |
|---|---|---|---|---|---|
| Total Solids | 50.0 | 50.0 | 100 | 85.0-115 | |

## Method Blank (MB)

(MB) 02/10/16 14:09

| Analyte | MB Result % | MB Qualifier | MB RDL % |
|---|---|---|---|
| Total Solids | 0.000500 | | |

## L816655-25 Original Sample (OS) • Duplicate (DUP)

(OS) 02/10/16 14:09 • (DUP) 02/10/16 14:09

| Analyte | Original Result % | DUP Result % | Dilution | DUP RPD % | DUP Qualifier | DUP RPD Limits % |
|---|---|---|---|---|---|---|
| Total Solids | 82.3 | 81.0 | 1 | 1.61 | | 5 |

## Laboratory Control Sample (LCS)

(LCS) 02/10/16 14:09

| Analyte | Spike Amount % | LCS Result % | LCS Rec. % | Rec. Limits % | LCS Qualifier |
|---|---|---|---|---|---|
| Total Solids | 50.0 | 50.0 | 100 | 85.0-115 | |

## Method Blank (MB)

(MB) 02/12/16 12:34

| Analyte | MB Result mg/l | MB Qualifier | MB RDL mg/l |
|---|---|---|---|
| Mercury | ND | | 0.0100 |

## Laboratory Control Sample (LCS) • Laboratory Control Sample Duplicate (LCSD)

(LCS) 02/12/16 12:37 • (LCSD) 02/12/16 12:40

| Analyte | Spike Amount mg/l | LCS Result mg/l | LCSD Result mg/l | LCS Rec. % | LCSD Rec. % | Rec. Limits % | LCS Qualifier | LCSD Qualifier | RPD % | RPD Limits % |
|---|---|---|---|---|---|---|---|---|---|---|
| Mercury | 0.0300 | 0.0315 | 0.0314 | 105 | 105 | 80-120 | | | 0 | 20 |

## L816128-01 Original Sample (OS) • Matrix Spike (MS) • Matrix Spike Duplicate (MSD)

(OS) 02/12/16 12:42 • (MS) 02/12/16 12:45 • (MSD) 02/12/16 12:47

| Analyte | Spike Amount mg/l | Original Result mg/l | MS Result mg/l | MSD Result mg/l | MS Rec. % | MSD Rec. % | Dilution | Rec. Limits % | MS Qualifier | MSD Qualifier | RPD % | RPD Limits % |
|---|---|---|---|---|---|---|---|---|---|---|---|---|
| Mercury | 0.0300 | 0.000120 | 0.0319 | 0.0306 | 106 | 102 | 1 | 75-125 | | | 4 | 20 |

# QUALITY CONTROL SUMMARY

L816655-03,04,05,06,07,08,09,10,11,12,13,14,15,16,18,19,20,21,22,23





## Method Blank (MB)

(MB) 02/10/16 19:56

| Analyte | MB Result mg/kg | MB Qualifier | MB RDL mg/kg |
|---|---|---|---|
| Antimony | ND | | 2.00 |
| Lead | ND | | 0.500 |

## Laboratory Control Sample (LCS) • Laboratory Control Sample Duplicate (LCSD)

(LCS) 02/10/16 19:59 • (LCSD) 02/10/16 20:01

| Analyte | Spike Amount mg/kg | LCS Result mg/kg | LCSD Result mg/kg | LCS Rec. % | LCSD Rec. % | Rec. Limits % | LCS Qualifier | LCSD Qualifier | RPD % | RPD Limits % |
|---|---|---|---|---|---|---|---|---|---|---|
| Antimony | 100 | 95.1 | 100 | 95 | 100 | 80-120 | | | 5 | 20 |
| Lead | 100 | 98.2 | 103 | 98 | 103 | 80-120 | | | 5 | 20 |

## L816655-03 Original Sample (OS) • Matrix Spike (MS) • Matrix Spike Duplicate (MSD)

(OS) 02/10/16 20:05 • (MS) 02/10/16 20:13 • (MSD) 02/10/16 20:16

| Analyte | Spike Amount mg/kg | Original Result mg/kg | MS Result mg/kg | MSD Result mg/kg | MS Rec. % | MSD Rec. % | Dilution | Rec. Limits % | MS Qualifier | MSD Qualifier | RPD % | RPD Limits % |
|---|---|---|---|---|---|---|---|---|---|---|---|---|
| Antimony | 100 | ND | 81.8 | 91.2 | 82 | 91 | 1 | 75-125 | | | 11 | 20 |
| Lead | 100 | 5.51 | 103 | 105 | 97 | 100 | 1 | 75-125 | | | 3 | 20 |

## Method Blank (MB)

(MB) 02/11/16 11:25

| Analyte | MB Result mg/l | MB Qualifier | MB RDL mg/l |
|---|---|---|---|
| Antimony | ND | | 0.0100 |
| Lead | ND | | 0.00500 |

## Laboratory Control Sample (LCS) • Laboratory Control Sample Duplicate (LCSD)

(LCS) 02/11/16 11:28 • (LCSD) 02/11/16 11:31

| Analyte | Spike Amount mg/l | LCS Result mg/l | LCSD Result mg/l | LCS Rec. % | LCSD Rec. % | Rec. Limits % | LCS Qualifier | LCSD Qualifier | RPD % | RPD Limits % |
|---|---|---|---|---|---|---|---|---|---|---|
| Antimony | 1.00 | 1.05 | 1.07 | 105 | 107 | 80-120 | | | 1 | 20 |
| Lead | 1.00 | 1.05 | 1.05 | 105 | 105 | 80-120 | | | 0 | 20 |

## L816655-17 Original Sample (OS) • Matrix Spike (MS) • Matrix Spike Duplicate (MSD)

(OS) 02/11/16 11:34 • (MS) 02/11/16 11:40 • (MSD) 02/11/16 11:43

| Analyte | Spike Amount mg/l | Original Result mg/l | MS Result mg/l | MSD Result mg/l | MS Rec. % | MSD Rec. % | Dilution | Rec. Limits % | MS Qualifier | MSD Qualifier | RPD % | RPD Limits % |
|---|---|---|---|---|---|---|---|---|---|---|---|---|
| Antimony | 1.00 | ND | 1.06 | 1.06 | 106 | 106 | 1 | 75-125 | | | 0 | 20 |
| Lead | 1.00 | 0.00191 | 1.05 | 1.05 | 105 | 105 | 1 | 75-125 | | | 0 | 20 |

## Method Blank (MB)

(MB) 02/11/16 10:46

| Analyte | MB Result mg/kg | MB Qualifier | MB RDL mg/kg |
|---|---|---|---|
| Antimony | ND | | 2.00 |
| Lead | ND | | 0.500 |

## Laboratory Control Sample (LCS) • Laboratory Control Sample Duplicate (LCSD)

(LCS) 02/11/16 10:49 • (LCSD) 02/11/16 10:52

| Analyte | Spike Amount mg/kg | LCS Result mg/kg | LCSD Result mg/kg | LCS Rec. % | LCSD Rec. % | Rec. Limits % | LCS Qualifier | LCSD Qualifier | RPD % | RPD Limits % |
|---|---|---|---|---|---|---|---|---|---|---|
| Antimony | 100 | 104 | 105 | 104 | 105 | 80-120 | | | 1 | 20 |
| Lead | 100 | 105 | 105 | 105 | 105 | 80-120 | | | 1 | 20 |

## L816507-04 Original Sample (OS) • Matrix Spike (MS) • Matrix Spike Duplicate (MSD)

(OS) 02/11/16 10:55 • (MS) 02/11/16 11:04 • (MSD) 02/11/16 11:06

| Analyte | Spike Amount mg/kg | Original Result mg/kg | MS Result mg/kg | MSD Result mg/kg | MS Rec. % | MSD Rec. % | Dilution | Rec. Limits % | MS Qualifier | MSD Qualifier | RPD % | RPD Limits % |
|---|---|---|---|---|---|---|---|---|---|---|---|---|
| Antimony | 100 | ND | 49.6 | 47.6 | 50 | 48 | 1 | 75-125 | J6 | J6 | 4 | 20 |
| Lead | 100 | 13.7 | 116 | 114 | 103 | 100 | 1 | 75-125 | | | 2 | 20 |

## Method Blank (MB)

(MB) 02/11/16 20:38

| Analyte | MB Result mg/l | MB Qualifier | MB RDL mg/l |
|---|---|---|---|
| Arsenic | ND | | 0.450 |
| Barium | ND | | 1.35 |
| Cadmium | ND | | 0.450 |
| Chromium | ND | | 0.450 |
| Lead | ND | | 0.450 |
| Selenium | ND | | 0.450 |
| Silver | ND | | 0.450 |

## Laboratory Control Sample (LCS) • Laboratory Control Sample Duplicate (LCSD)

(LCS) 02/11/16 20:41 • (LCSD) 02/11/16 20:44

| Analyte | Spike Amount mg/l | LCS Result mg/l | LCSD Result mg/l | LCS Rec. % | LCSD Rec. % | Rec. Limits % | LCS Qualifier | LCSD Qualifier | RPD % | RPD Limits % |
|---|---|---|---|---|---|---|---|---|---|---|
| Arsenic | 10.0 | 9.28 | 9.37 | 93 | 94 | 80-120 | | | 1 | 20 |
| Barium | 10.0 | 9.17 | 9.23 | 92 | 92 | 80-120 | | | 1 | 20 |
| Cadmium | 10.0 | 9.26 | 9.30 | 93 | 93 | 80-120 | | | 0 | 20 |
| Chromium | 10.0 | 9.24 | 9.26 | 92 | 93 | 80-120 | | | 0 | 20 |
| Lead | 10.0 | 9.16 | 9.25 | 92 | 93 | 80-120 | | | 1 | 20 |
| Selenium | 10.0 | 9.42 | 9.58 | 94 | 96 | 80-120 | | | 2 | 20 |
| Silver | 10.0 | 8.90 | 8.95 | 89 | 90 | 80-120 | | | 1 | 20 |

## L816128-01 Original Sample (OS) • Matrix Spike (MS) • Matrix Spike Duplicate (MSD)

(OS) 02/11/16 20:47 • (MS) 02/11/16 20:53 • (MSD) 02/11/16 20:56

| Analyte | Spike Amount mg/l | Original Result mg/l | MS Result mg/l | MSD Result mg/l | MS Rec. % | MSD Rec. % | Dilution | Rec. Limits % | MS Qualifier | MSD Qualifier | RPD % | RPD Limits % |
|---|---|---|---|---|---|---|---|---|---|---|---|---|
| Arsenic | 10.0 | 0.0572 | 9.74 | 9.68 | 97 | 96 | 1 | 75-125 | | | 1 | 20 |
| Barium | 10.0 | 0.419 | 9.58 | 9.46 | 92 | 90 | 1 | 75-125 | | | 1 | 20 |
| Cadmium | 10.0 | ND | 9.60 | 9.46 | 96 | 95 | 1 | 75-125 | | | 1 | 20 |
| Chromium | 10.0 | 0.0101 | 9.23 | 9.23 | 92 | 92 | 1 | 75-125 | | | 0 | 20 |
| Lead | 10.0 | 0.0991 | 9.50 | 9.36 | 94 | 93 | 1 | 75-125 | | | 1 | 20 |
| Selenium | 10.0 | 0.0802 | 10.1 | 10.0 | 100 | 100 | 1 | 75-125 | | | 1 | 20 |
| Silver | 10.0 | ND | 9.17 | 9.23 | 92 | 92 | 1 | 75-125 | | | 1 | 20 |

1 Cp
2 Tc
3 Ss
4 Cn
5 Sr
6 Qc
7 Gl
8 Al
9 Sc

## Abbreviations and Definitions

| | |
|---|---|
| SDG | Sample Delivery Group. |
| MDL | Method Detection Limit. |
| RDL | Reported Detection Limit. |
| ND,U | Not detected at the Reporting Limit (or MDL where applicable). |
| RPD | Relative Percent Difference. |
| (dry) | Results are reported based on the dry weight of the sample. [this will only be present on a dry report basis for soils]. |
| Original Sample | The non-spiked sample in the prep batch used to determine the Relative Percent Difference (RPD) from a quality control sample. The Original Sample may not be included within the reported SDG. |
| (S) | Surrogate (Surrogate Standard) - Analytes added to every blank, sample, Laboratory Control Sample/Duplicate and Matrix Spike/Duplicate; used to evaluate analytical efficiency by measuring recovery. Surrogates are not expected to be detected in all environmental media. |
| Rec. | Recovery. |
| SDL | Sample Detection Limit. |
| MQL | Method Quantitation Limit. |
| Unadj. MQL | Unadjusted Method Quantitation Limit. |

| Qualifier | Description |
|---|---|
| J3 | The associated batch QC was outside the established quality control range for precision. |
| J6 | The sample matrix interfered with the ability to make any accurate determination; spike value is low. |

# ACCREDITATIONS & LOCATIONS



ESC Lab Sciences is the only environmental laboratory accredited/certified to support your work nationwide from one location. One phone call, one point of contact, one laboratory. No other lab is as accessible or prepared to handle your needs throughout the country. Our capacity and capability from our single location laboratory is comparable to the collective totals of the network laboratories in our industry. The most significant benefit to our "one location" design is the design of our laboratory campus. The model is conducive to accelerated productivity, decreasing turn-around time, and preventing cross contamination, thus protecting sample integrity. Our focus on premium quality and prompt service allows us to be **YOUR LAB OF CHOICE.**
***** Not all certifications held by the laboratory are applicable to the results reported in the attached report.

## State Accreditations

| | |
|---|---|
| Alabama | 40660 |
| Alaska | UST-080 |
| Arizona | AZ0612 |
| Arkansas | 88-0469 |
| California | 01157CA |
| Colorado | TN00003 |
| Conneticut | PH-0197 |
| Florida | E87487 |
| Georgia | NELAP |
| Georgia [1] | 923 |
| Idaho | TN00003 |
| Illinois | 200008 |
| Indiana | C-TN-01 |
| Iowa | 364 |
| Kansas | E-10277 |
| Kentucky [1] | 90010 |
| Kentucky [2] | 16 |
| Louisiana | AI30792 |
| Maine | TN0002 |
| Maryland | 324 |
| Massachusetts | M-TN003 |
| Michigan | 9958 |
| Minnesota | 047-999-395 |
| Mississippi | TN00003 |
| Missouri | 340 |
| Montana | CERT0086 |
| Nebraska | NE-OS-15-05 |
| Nevada | TN-03-2002-34 |
| New Hampshire | 2975 |
| New Jersey–NELAP | TN002 |
| New Mexico | TN00003 |
| New York | 11742 |
| North Carolina | Env375 |
| North Carolina [1] | DW21704 |
| North Carolina [2] | 41 |
| North Dakota | R-140 |
| Ohio–VAP | CL0069 |
| Oklahoma | 9915 |
| Oregon | TN200002 |
| Pennsylvania | 68-02979 |
| Rhode Island | 221 |
| South Carolina | 84004 |
| South Dakota | n/a |
| Tennessee [1 4] | 2006 |
| Texas | T 104704245-07-TX |
| Texas [5] | LAB0152 |
| Utah | 6157585858 |
| Vermont | VT2006 |
| Virginia | 109 |
| Washington | C1915 |
| West Virginia | 233 |
| Wisconsin | 9980939910 |
| Wyoming | A2LA |

## Third Party & Federal Accreditations

| | |
|---|---|
| A2LA – ISO 17025 | 1461.01 |
| A2LA – ISO 17025 [5] | 1461.02 |
| Canada | 1461.01 |
| EPA–Crypto | TN00003 |
| AIHA | 100789 |
| DOD | 1461.01 |
| USDA | S-67674 |

[1] Drinking Water [2] Underground Storage Tanks [3] Aquatic Toxicity [4] Chemical/Microbiological [5] Mold [n/a] Accreditation not applicable

## Our Locations

ESC Lab Sciences has sixty-four client support centers that provide sample pickup and/or the delivery of sampling supplies. If you would like assistance from one of our support offices, please contact our main office. **ESC Lab Sciences performs all testing at our central laboratory.**

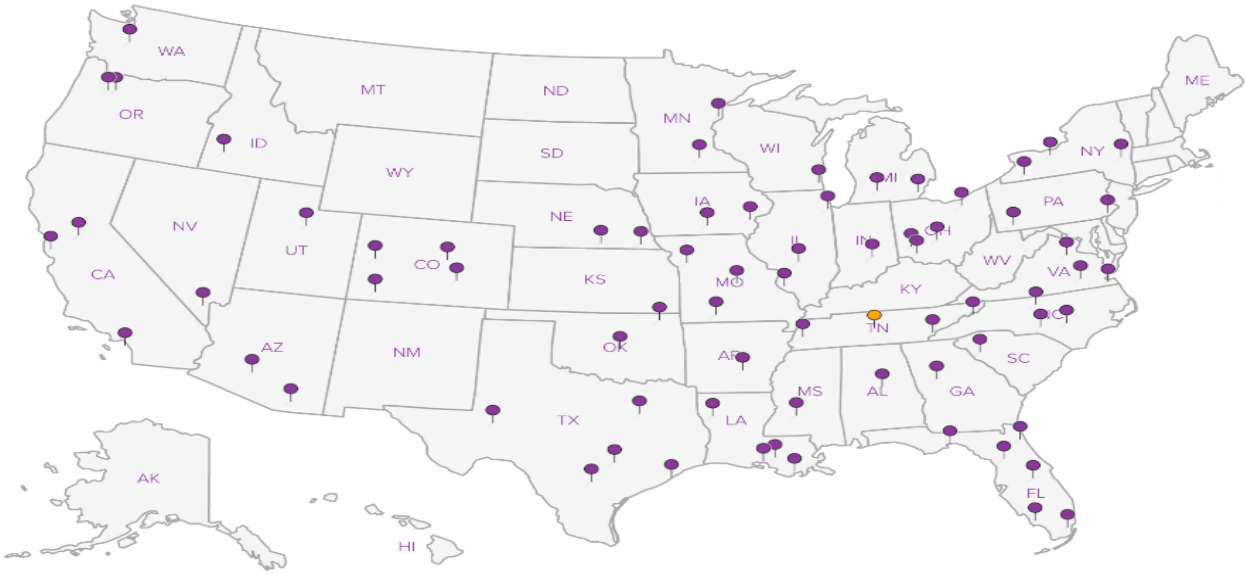

Chain of Custody Page 1 of 3

ESC LAB SCIENCES
YOUR LAB OF CHOICE
12065 Lebanon Rd
Mount Juliet, TN 37122
Phone: 615-758-5858
Phone: 800-767-5859
Fax: 615-758-5859

L# 816655
H204

Acctnum: ENVIRONGCO
Template:
Prelogin:
TSR: 288 - Daphne Richards
PB:
Shipped Via:

**Envirocon**
101 International Dr
~~651 Corporate Circle Ste 114~~
~~Golden, CO 80020~~
Missoula, MT 59808

Billing Information:
~~Gene McNutt~~
~~651 Corporate Circle Ste 114~~
~~Golden, CO 80020~~

Report to: Elizabeth Miladragovich
Email To: lmiladragovich@envirocon.com
Project Description: BBORR23 Ft McClellan
City/State Collected: Anniston, AL
Phone: ~~303-215-0187~~
Fax: 406 605 7576
Client Project # 1495001
Lab Project #
Collected by (print): Elizabeth Miladragovich
Site/Facility ID # Range 23
P.O. # ENVIRONGCO-1210145
Collected by (signature):
Immediately Packed on Ice N X Y ___
Rush? (Lab MUST Be Notified)
___ Same Day ....200%
X Next Day ....100%
___ Two Day ....50%
___ Three Day ....25%
Date Results Needed
Email? ___No X Yes
FAX? ___No ___Yes

Analysis / Container / Preservative

| Sample ID | Comp/Grab | Matrix * | Depth | Date | Time | No. of Cntrs | 6010B-Pb, Sb | SW846 Method 1311 RCRA 8 | Rem./Contaminant | Sample # (lab only) |
|---|---|---|---|---|---|---|---|---|---|---|
| R23P079Q-PTA8-1FT | Comp | SS | 1FT | 2/9/16 | 8:07 | 1 | | X | | 01 |
| R23P079Q-PTF10-1FT | ↓ | ↓ | 1FT | 2/9/16 | 8:10 | 1 | | X | | 02 |
| R23P079Q-POSTXCSSE17-SW1 | grab | | | ↓ | 8:22 | 1 | X | | | 03 |
| R23P079Q-POSTXCSSE17-SW2 | | | | | 8:24 | 1 | X | | | 04 |
| R23P079Q-POSTXCSSE17-SW3 | | | | | 8:26 | 1 | X | | | 05 |
| R23P079Q-POSTXCSSE15-SW1 | | | | | 8:29 | 1 | X | | | 06 |
| R23P079Q-POSTXCSSE15-SW1S | | | | | 8:31 | 1 | X | | | 07 |
| R23P079Q-POSTXCSSE15-SW1DUP | | | | | 8:34 | 1 | X | | | 08 |
| R23P079Q-POSTXCSSE15-SW2 | | | | | 8:36 | 1 | X | | | 09 |
| R23P079Q-POSTXCSSE14-SW1 | ↓ | ↓ | | ↓ | 8:39 | 1 | X | | | 10 |

* Matrix: SS - Soil GW - Groundwater WW - WasteWater DW - Drinking Water OT - Other_____

6573 5223 5251

pH _____ Temp _____
Flow _____ Other _____

Remarks:

Hold #

| Relinquished by : (Signature) | Date: | Time: | Received by: (Signature) |
|---|---|---|---|
| | 2/9/16 | 15:00 | |
| Relinquished by : (Signature) | Date: | Time: | Received by: (Signature) |
| | | | |
| Relinquished by : (Signature) | Date: | Time: | Received for lab by: (Signature) |
| | | | |

Samples returned via: ☐ UPS ☒ FedEx ☐ Courier ☐ _____
Temp: Amb °C Bottles Received: 27
Date: 2/10/16 Time: 9a

Condition: (lab use only) Good
COC Seal Intact: ___Y ___N ✓ NA
pH Checked: NCF:

Chain of Custody Page 2 of 3

ESC LAB SCIENCES
YOUR LAB OF CHOICE
12065 Lebanon Rd
Mount Juliet, TN 37122
Phone: 615-758-5858
Phone: 800-767-5859
Fax: 615-758-5859

**Envirocon**
101 International Dr
~~651 Corporate Circle Ste 114~~
~~Golden, CO 80020~~
Missoula, MT 59808

Billing Information:
~~Gene McNutt~~
~~651 Corporate Circle Ste 114~~
~~Golden, CO 80020~~

Report to: Elizabeth Miladragovich
Email To: lmiladragovich@envirocon.com
Project Description: BBGRK23 Ft McClellan
City/State Collected: Anniston, AL
Phone: ~~303 215 0187~~ 406 565 7576
Fax:
Client Project # 1495001
Lab Project #
Collected by (print): Elizabeth Miladragovich
Site/Facility ID # Range 23
P.O. # ENVIRONGCO-1210145
Collected by (signature):
Immediately Packed on Ice N X Y ___
Rush? (Lab MUST Be Notified)
___ Same Day ....200%
X Next Day ....100%
___ Two Day ....50%
___ Three Day ....25%
Date Results Needed
Email? ___No X Yes
FAX? ___No ___Yes

Analysis / Container / Preservative: 95/10-25/10

L #
Table #
Acctnum: ENVIRONGCO
Template:
Prelogin:
TSR: 288 - Daphne Richards
PB:
Shipped Via:

| Sample ID | Comp/Grab | Matrix * | Depth | Date | Time | No. of Cntrs | | Rem./Contaminant | Sample # (lab only) |
|---|---|---|---|---|---|---|---|---|---|
| R23P079Q-POSTXCSSE13-SW1 | grab | SS | | 2/9/16 | 8:48 | 1 | X | | 11 |
| R23P079Q-POSTXCSSE13-SW2 | | | | | 8:51 | 1 | X | | 12 |
| R23P079Q-POSTXCSSE13-SW3 | | | | | 8:54 | 1 | X | | 13 |
| R23P079Q-POSTXCSSE13-SW4 | | | | | 8:56 | 1 | X | | 14 |
| R23P079Q-POSTXCSSE13-SW4S | | | | | 8:58 | 1 | X | | 15 |
| R23P079Q-POSTXCSSE13-SW4dup | | | | | 9:01 | 1 | X | | 16 |
| R23P079Q-RINSE-5 | | WW | | | 9:08 | 1 | X | | 17 |
| R23P079Q-POSTXCSSE17-C | comp | SS | | | 10:16 | 1 | X | | 18 |
| R23P079Q-POSTXCSSE17-B | | | | | 10:59 | 1 | X | | 19 |
| R23P079Q-POSTXCSSE17-D | | | | | 11:25 | 1 | X | | 20 |

* Matrix: SS - Soil GW - Groundwater WW - WasteWater DW - Drinking Water OT - Other ___

pH ___ Temp ___
Flow ___ Other ___

Remarks: Rinse samples preserved w/nitric.

| Relinquished by : (Signature) | Date: | Time: | Received by: (Signature) |
|---|---|---|---|
| | 2/9/16 | 15:00 | |
| Relinquished by : (Signature) | Date: | Time: | Received by: (Signature) |
| Relinquished by : (Signature) | Date: | Time: | Received for lab by: (Signature) |

Samples returned via: ☐ UPS X FedEx ☐ Courier ☐ ___
Temp: Amb °C Bottles Received: 27
Date: 2/10/16 Time: 900

Hold #
Condition: (lab use only) 800
COC Seal Intact: ___Y ___N ✓ NA
pH Checked: NCF:

Chain of Custody Page 3 of 3

ESC LAB SCIENCES

YOUR LAB OF CHOICE

12065 Lebanon Rd
Mount Juliet, TN 37122
Phone: 615-758-5858
Phone: 800-767-5859
Fax: 615-758-5859

**Envirocon**
101 International Dr
~~651 Corporate Circle Ste 114~~
~~Golden, CO 80020~~
Missoula, MT 59808

Billing Information:
~~Gene McNutt~~
~~651 Corporate Circle Ste 114~~
~~Golden, CO 80020~~

Report to: Elizabeth Miladragovich

Email To: lmiladragovich@envirocon.com

Project Description: BBGRR23 Ft McClellan

City/State Collected: Anniston, AL

Phone: ~~303-215-0187~~ Fax: 406 565 7576

Client Project # 1495001

Lab Project #

Collected by (print): Elizabeth Miladragovich

Site/Facility ID # Range 23

P.O. # ENVIRONGCO-1210145

Collected by (signature):

Immediately Packed on Ice N X Y ___

Rush? (Lab MUST Be Notified)
___ Same Day ....200%
X Next Day ....100%
___ Two Day ....50%
___ Three Day ....25%

Date Results Needed

Email? ___No X Yes
FAX? ___No ___Yes

L #

Table #

Acctnum: ENVIRONGCO

Template:

Prelogin:

TSR: 288 - Daphne Richards

PB:

Shipped Via:

Analysis / Container / Preservative

| Sample ID | Comp/Grab | Matrix * | Depth | Date | Time | No. of Cntrs | 6010B-Pb,Sb | SW 8021 Method 1311 RCRA8 | Rem./Contaminant | Sample # (lab only) |
|---|---|---|---|---|---|---|---|---|---|---|
| R23P079Q-POSTXCSSE17-A | Comp | SS | | 2/9/16 | 13:05 | 1 | X | | | 21 |
| R23P079Q-POSTXCSSE17-AS | ↓ | ↓ | | ↓ | 13:08 | 1 | X | | | 22 |
| R23P079Q-POSTXCSSE17-Dup | | | | | 13:15 | 1 | X | | | 23 |
| R23P079Q-POSTXCSSE16-C | | | | | 13:33 | 1 | X | | | 24 |
| R23P079Q-POSTXCSSE16-D | | | | | 14:05 | 1 | X | | | 25 |
| ~~R23P079Q-POSTXCSSE16~~ | | | | | | 1 | ~~X~~ | | | |
| ~~R23P079Q-POSTXCSSE16~~ | | | | | | 1 | ~~X~~ | | | |
| R23P079Q-PTD22-61N | Comp | SS | 61N | 2/9/16 | 12:27 | 1 | | X | | 26 |
| R23P079Q-POSTXCSSE20-S04R grab | | SS | | 2/9/16 | 14:32 | 1 | X | | | 27 |

* Matrix: SS - Soil GW - Groundwater WW - WasteWater DW - Drinking Water OT - Other_____

Remarks:

pH _____ Temp _____

Flow _____ Other _____

Hold #

Condition: (lab use only) G G/O

Samples returned via: ☐ UPS X FedEx ☐ Courier ☐ _____

Temp: Amb °C Bottles Received: 27

COC Seal Intact: ___Y ___N ___NA

pH Checked: NCF:

| Relinquished by : (Signature) | Date: | Time: | Received by: (Signature) |
|---|---|---|---|
| | 2/9/16 | 15:00 | |
| Relinquished by : (Signature) | Date: | Time: | Received by: (Signature) |
| Relinquished by : (Signature) | Date: | Time: | Received for lab by: (Signature) |

Date: 2/10/16 Time: 9:10

# ANALYTICAL REPORT

February 12, 2016

## Envirocon

| | |
|---|---|
| Sample Delivery Group: | L817024 |
| Samples Received: | 02/09/2016 |
| Project Number: | 1495001 |
| Description: | BBG RR23 Ft. McClellan |
| Site: | RANGE 23 |
| Report To: | Randy Mendonsa<br>7878 Wadsworth Blvd, Ste 340<br>Arvada, CO 80003 |

Entire Report Reviewed By:

Jason Romer
Technical Service Representative



# TABLE OF CONTENTS

## R23P079Q-POSTXCSSH4-SW1 L817024-01 Solid

| Collected by | Collected date/time | Received date/time |
|---|---|---|
| Elizabeth M | 02/07/16 14:00 | 02/09/16 09:00 |

| Method | Batch | Dilution | Preparation date/time | Analysis date/time | Analyst |
|---|---|---|---|---|---|
| Metals (ICP) by Method 6010B | WG848650 | 1 | 02/11/16 12:37 | 02/11/16 18:04 | ST |
| Total Solids by Method 2540 G-2011 | WG847984 | 1 | 02/09/16 13:02 | 02/09/16 13:09 | MEL |

1 Cp
2 Tc
3 Ss
4 Cn
5 Sr
6 Qc
7 Gl
8 Al
9 Sc

All sample aliquots were received at the correct temperature, in the proper containers, with the appropriate preservatives, and within method specified holding times. All MDL (LOD) and RDL (LOQ) values reported for environmental samples have been corrected for the dilution factor used in the analysis. All Method and Batch Quality Control are within established criteria except where addressed in this case narrative, a non-conformance form or properly qualified within the sample results. By my digital signature below, I affirm to the best of my knowledge, all problems/anomalies observed by the laboratory as having the potential to affect the quality of the data have been identified by the laboratory, and no information or data have been knowingly withheld that would affect the quality of the data.

Jason Romer
Technical Service Representative

## Total Solids by Method 2540 G-2011

| Analyte | Result % | Qualifier | Dilution | Analysis date / time | Batch |
|---|---|---|---|---|---|
| Total Solids | 86.8 | | 1 | 02/09/2016 13:09 | WG847984 |

## Metals (ICP) by Method 6010B

| Analyte | Result (dry) mg/kg | Qualifier | RDL (dry) mg/kg | Dilution | Analysis date / time | Batch |
|---|---|---|---|---|---|---|
| Antimony | 8.22 | | 2.30 | 1 | 02/11/2016 18:04 | WG848650 |
| Lead | 1150 | | 0.576 | 1 | 02/11/2016 18:04 | WG848650 |

## Method Blank (MB)

(MB) 02/09/16 13:09

| Analyte | MB Result % | MB Qualifier | MB RDL % |
|---|---|---|---|
| Total Solids | 0.00100 | | |

## L816371-09 Original Sample (OS) • Duplicate (DUP)

(OS) 02/09/16 13:09 • (DUP) 02/09/16 13:09

| Analyte | Original Result % | DUP Result % | Dilution | DUP RPD % | DUP Qualifier | DUP RPD Limits % |
|---|---|---|---|---|---|---|
| Total Solids | 86.4 | 83.8 | 1 | 3.05 | | 5 |

## Laboratory Control Sample (LCS)

(LCS) 02/09/16 13:09

| Analyte | Spike Amount % | LCS Result % | LCS Rec. % | Rec. Limits % | LCS Qualifier |
|---|---|---|---|---|---|
| Total Solids | 50.0 | 50.0 | 100 | 85.0-115 | |

# QUALITY CONTROL SUMMARY

L817024-01





## Method Blank (MB)

(MB) 02/11/16 16:48

| Analyte | MB Result mg/kg | MB Qualifier | MB RDL mg/kg |
|---|---|---|---|
| Antimony | ND | | 2.00 |
| Lead | ND | | 0.500 |

## Laboratory Control Sample (LCS) • Laboratory Control Sample Duplicate (LCSD)

(LCS) 02/11/16 16:51 • (LCSD) 02/11/16 16:54

| Analyte | Spike Amount mg/kg | LCS Result mg/kg | LCSD Result mg/kg | LCS Rec. % | LCSD Rec. % | Rec. Limits % | LCS Qualifier | LCSD Qualifier | RPD % | RPD Limits % |
|---|---|---|---|---|---|---|---|---|---|---|
| Antimony | 100 | 99.6 | 101 | 100 | 101 | 80-120 | | | 1 | 20 |
| Lead | 100 | 99.9 | 102 | 100 | 102 | 80-120 | | | 2 | 20 |

## L815893-01 Original Sample (OS) • Matrix Spike (MS) • Matrix Spike Duplicate (MSD)

(OS) 02/11/16 16:57 • (MS) 02/11/16 17:06 • (MSD) 02/11/16 17:09

| Analyte | Spike Amount mg/kg | Original Result mg/kg | MS Result mg/kg | MSD Result mg/kg | MS Rec. % | MSD Rec. % | Dilution | Rec. Limits % | MS Qualifier | MSD Qualifier | RPD % | RPD Limits % |
|---|---|---|---|---|---|---|---|---|---|---|---|---|
| Antimony | 100 | ND | 91.9 | 93.0 | 92 | 93 | 1 | 75-125 | | | 1 | 20 |
| Lead | 100 | 6.48 | 110 | 114 | 104 | 107 | 1 | 75-125 | | | 3 | 20 |

1 Cp
2 Tc
3 Ss
4 Cn
5 Sr
6 Qc
7 Gl
8 Al
9 Sc

## Abbreviations and Definitions

| | |
|---|---|
| SDG | Sample Delivery Group. |
| MDL | Method Detection Limit. |
| RDL | Reported Detection Limit. |
| ND,U | Not detected at the Reporting Limit (or MDL where applicable). |
| RPD | Relative Percent Difference. |
| (dry) | Results are reported based on the dry weight of the sample. [this will only be present on a dry report basis for soils]. |
| Original Sample | The non-spiked sample in the prep batch used to determine the Relative Percent Difference (RPD) from a quality control sample. The Original Sample may not be included within the reported SDG. |
| (S) | Surrogate (Surrogate Standard) - Analytes added to every blank, sample, Laboratory Control Sample/Duplicate and Matrix Spike/Duplicate; used to evaluate analytical efficiency by measuring recovery. Surrogates are not expected to be detected in all environmental media. |
| Rec. | Recovery. |
| SDL | Sample Detection Limit. |
| MQL | Method Quantitation Limit. |
| Unadj. MQL | Unadjusted Method Quantitation Limit. |

| Qualifier | Description |
|---|---|
| | The remainder of this page intentionally left blank, there are no qualifiers applied to this SDG. |

# ACCREDITATIONS & LOCATIONS

ONE LAB. NATIONWIDE.

ESC Lab Sciences is the only environmental laboratory accredited/certified to support your work nationwide from one location. One phone call, one point of contact, one laboratory. No other lab is as accessible or prepared to handle your needs throughout the country. Our capacity and capability from our single location laboratory is comparable to the collective totals of the network laboratories in our industry. The most significant benefit to our "one location" design is the design of our laboratory campus. The model is conducive to accelerated productivity, decreasing turn-around time, and preventing cross contamination, thus protecting sample integrity. Our focus on premium quality and prompt service allows us to be **YOUR LAB OF CHOICE.**

***** Not all certifications held by the laboratory are applicable to the results reported in the attached report.



## State Accreditations

| | |
|---|---|
| Alabama | 40660 |
| Alaska | UST-080 |
| Arizona | AZ0612 |
| Arkansas | 88-0469 |
| California | 01157CA |
| Colorado | TN00003 |
| Conneticut | PH-0197 |
| Florida | E87487 |
| Georgia | NELAP |
| Georgia [1] | 923 |
| Idaho | TN00003 |
| Illinois | 200008 |
| Indiana | C-TN-01 |
| Iowa | 364 |
| Kansas | E-10277 |
| Kentucky [1] | 90010 |
| Kentucky [2] | 16 |
| Louisiana | AI30792 |
| Maine | TN0002 |
| Maryland | 324 |
| Massachusetts | M-TN003 |
| Michigan | 9958 |
| Minnesota | 047-999-395 |
| Mississippi | TN00003 |
| Missouri | 340 |
| Montana | CERT0086 |
| Nebraska | NE-OS-15-05 |
| Nevada | TN-03-2002-34 |
| New Hampshire | 2975 |
| New Jersey–NELAP | TN002 |
| New Mexico | TN00003 |
| New York | 11742 |
| North Carolina | Env375 |
| North Carolina [1] | DW21704 |
| North Carolina [2] | 41 |
| North Dakota | R-140 |
| Ohio–VAP | CL0069 |
| Oklahoma | 9915 |
| Oregon | TN200002 |
| Pennsylvania | 68-02979 |
| Rhode Island | 221 |
| South Carolina | 84004 |
| South Dakota | n/a |
| Tennessee [1 4] | 2006 |
| Texas | T 104704245-07-TX |
| Texas [5] | LAB0152 |
| Utah | 6157585858 |
| Vermont | VT2006 |
| Virginia | 109 |
| Washington | C1915 |
| West Virginia | 233 |
| Wisconsin | 9980939910 |
| Wyoming | A2LA |

## Third Party & Federal Accreditations

| | |
|---|---|
| A2LA – ISO 17025 | 1461.01 |
| A2LA – ISO 17025 [5] | 1461.02 |
| Canada | 1461.01 |
| EPA–Crypto | TN00003 |
| AIHA | 100789 |
| DOD | 1461.01 |
| USDA | S-67674 |

[1] Drinking Water [2] Underground Storage Tanks [3] Aquatic Toxicity [4] Chemical/Microbiological [5] Mold [n/a] Accreditation not applicable

## Our Locations

ESC Lab Sciences has sixty-four client support centers that provide sample pickup and/or the delivery of sampling supplies. If you would like assistance from one of our support offices, please contact our main office. **ESC Lab Sciences performs all testing at our central laboratory.**

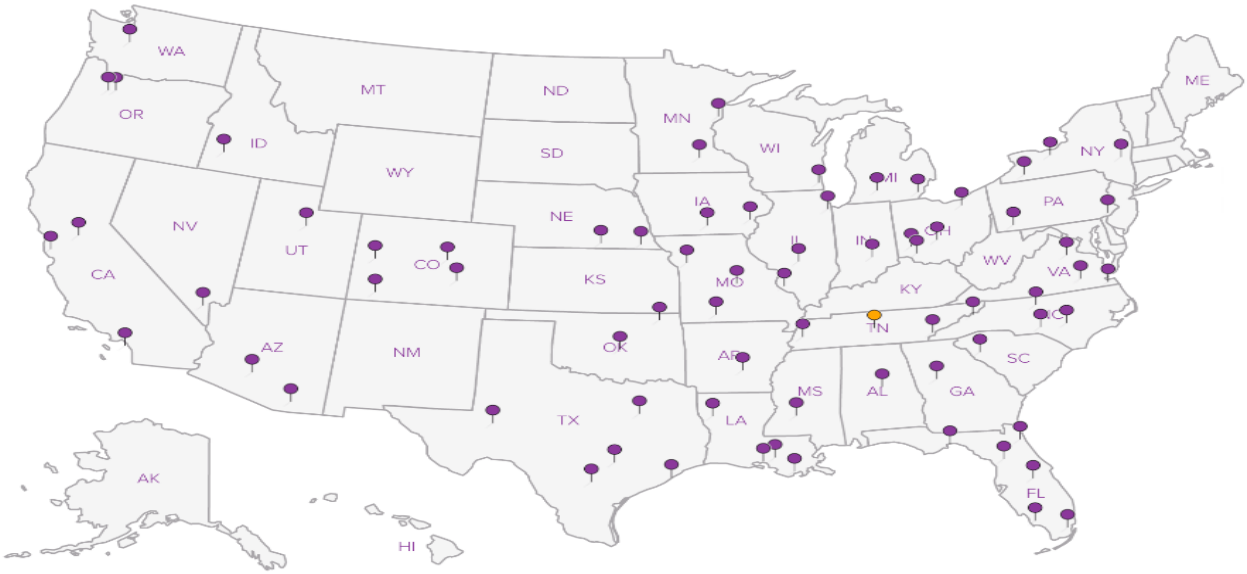

**Envirocon**
101 International Dr
~~651 Corporate Circle Ste 114~~
~~Golden, CO 80020~~
Missoula, MT 59808

Billing Information:
~~Gene McNutt~~
~~651 Corporate Circle Ste 114~~
~~Golden, CO 80020~~

Report to: Elizabeth Miladragovich
Email To: lmiladragovich@envirocon.com

Project Description: BBGRR23 Ft McClellan
City/State Collected: Anniston, AL

Phone: ~~303-215-0187~~
Fax: 406 565 7576
Client Project # 1495001
Lab Project #

Collected by (print): Elizabeth Miladragovich
Site/Facility ID # Range 23
P.O. # ENVIRONGCO-1210145

Collected by (signature):
Immediately Packed on Ice N X Y ___

Rush? (Lab MUST Be Notified)
___ Same Day ....200%
X Next Day ....100%
___ Two Day ....50%
___ Three Day ....25%

Date Results Needed
Email? ___No X Yes
FAX? ___No ___Yes

Analysis / Container / Preservative: 6010B-SS-Pb

| Sample ID | Comp/Grab | Matrix * | Depth | Date | Time | No. of Cntrs | 6010B-SS-Pb | Rem./Contaminant | Sample # (lab only) |
|---|---|---|---|---|---|---|---|---|---|
| R23P079Q-POSTXCSSH4-A | Comp | SS | | 2/7/16 | 13:36 | 1 | X | | |
| R23P079Q-POSTXCSSH4-B | | | | | 13:40 | 1 | X | | |
| R23P079Q-POSTXCSSH4-BS | | | | | 13:45 | 1 | X | | |
| R23P079Q-POSTXCSSH4-BD | | | | | 13:48 | 1 | X | | |
| R23P079Q-POSTXCSSH4-C | | | | | 13:53 | 1 | X | | |
| R23P079Q-POSTXCSSH4-D | | | | | 13:57 | 1 | X | | |
| R23P079Q-POSTXCSSH4-SW1 | GRAB | | | | 14:00 | 1 | X | | -01 |
| R23P079Q-POSTXCSSH4-SW2 | | | | | 14:03 | 1 | X | | |
| R23P079Q-POSTXCSSH4-SW3 | | | | | 14:06 | 1 | X | | |
| R23P079Q-POSTXCSSH4-SW4 | | | | | 14:10 | 1 | X | | |

* Matrix: SS - Soil GW - Groundwater WW - WasteWater DW - Drinking Water OT - Other_____

Remarks:

pH _____ Temp _____
Flow _____ Other _____

6573 5223 5273

| Relinquished by : (Signature) | Date: | Time: | Received by: (Signature) |
|---|---|---|---|
| | 2/8/16 | 0800 | |
| Relinquished by : (Signature) | Date: | Time: | Received by: (Signature) |
| Relinquished by : (Signature) | Date: | Time: | Received for lab by: (Signature) |

Samples returned via: ☐ UPS ☒ FedEx ☐ Courier ☐ _____
Temp: 25 °C Bottles Received: 30 4oz
Date: 2-9-16 Time: 0900

Hold #
Condition: (lab use only) DB10 ✓ OK
COC Seal Intact: ✓ Y ___ N ___ NA
pH Checked: NCF:

Chain of Custody Page 1 of 3

ESC LABS SCIENCES
YOUR LAB OF CHOICE
12065 Lebanon Rd
Mount Juliet, TN 37122
Phone: 615-758-5858
Phone: 800-767-5859
Fax: 615-758-5859

L# ~~[illegible]~~
J139
2/8/2024

Acctnum: ENVIRONGCO
Template:
Prelogin:
TSR: 288 - Daphne Richards
PB:
Shipped Via:

**Envirocon**
101 International Dr
~~651 Corporate Circle Ste 114~~
~~Golden, CO 80020~~
Missoula, MT 59808

Billing Information:
~~Gene McNutt~~
~~651 Corporate Circle Ste 114~~
~~Golden, CO 80020~~

Report to: Elizabeth Miladragovich
Email To: lmiladragovich@envirocon.com

Project Description: B3GRR23 Ft McClellan
City/State Collected: Anniston, AL

Phone: ~~303-215-0187~~
Fax: 406 562 5756
Client Project # 1495001
Lab Project #

Collected by (print): Elizabeth Miladragovich
Site/Facility ID # Range 23
P.O. # ENVIRONGCO-1210145

Collected by (signature):
Immediately Packed on Ice N X Y ___

Rush? (Lab MUST Be Notified)
___ Same Day ..... 200%
X Next Day ..... 100%
___ Two Day ..... 50%
___ Three Day ..... 25%

Date Results Needed
Email? ___No X Yes
FAX? ___No ___Yes

Analysis / Container / Preservative: 2010B-Pb, Sb

| Sample ID | Comp/Grab | Matrix * | Depth | Date | Time | No. of Cntrs | 2010B-Pb, Sb | Rem./Contaminant | Sample # (lab only) |
|---|---|---|---|---|---|---|---|---|---|
| R23P0T9Q-POSTXCSSH3-A | Comp | SS | | 2/7/16 | 14:22 | 1 | X | | |
| R23P0T9Q-POSTXCSSH3-B | ↓ | ↓ | | ↓ | 14:25 | 1 | X | | |
| R23P0T9Q-POSTXCSSH3-C | | | | | 14:28 | 1 | X | | |
| R23P0T9Q-POSTXCSSH3-D | | | | | 14:31 | 1 | X | | |
| R23P0T9Q-POSTXCSSH3-SW1 | GRAB | | | | 14:35 | 1 | X | | |
| R23P0T9Q-POSTXCSSH3-SW2 | | | | | 14:38 | 1 | X | | |
| R23P0T9Q-POSTXCSSH3-SW3 | | | | | 14:40 | 1 | X | | |
| R23P0T9Q-POSTXCSSH3-SW4 | | | | | 14:44 | 1 | X | | |
| R23P0T9Q-POSTXCSSF14-A | Comp | | | | 15:10 | 1 | X | | |
| R23P0T9Q-POSTXCSSF14-AS | ↓ | ↓ | | ↓ | 15:13 | 1 | X | | |

* Matrix: SS - Soil GW - Groundwater WW - WasteWater DW - Drinking Water OT - Other_____

Remarks:

pH _____ Temp _____
Flow _____ Other _____

| Relinquished by : (Signature) | Date: | Time: | Received by: (Signature) |
|---|---|---|---|
| | 2/8/16 | 0800 | |
| Relinquished by : (Signature) | Date: | Time: | Received by: (Signature) |
| Relinquished by : (Signature) | Date: | Time: | Received for lab by: (Signature) |

Samples returned via: ☐ UPS X FedEx ☐ Courier ☐ ____
Temp: 2.5 °C Bottles Received: 30 4/02
Date: 2.9.16 Time: 0900

Chain of Custody Page 2 of 3

ESC LAB SCIENCES
YOUR LAB OF CHOICE
12065 Lebanon Rd
Mount Juliet, TN 37122
Phone: 615-758-5858
Phone: 800-767-5859
Fax: 615-758-5859

L# 811371
Table # L817024
Acctnum: ENVIRONGCO
Template:
Prelogin:
TSR: 288 - Daphne Richards
PB:
Shipped Via:

Hold #
Condition: 0810 (lab use only)
ok
COC Seal Intact: X Y ___N ___NA
pH Checked: NCF:

Envirocon
101 International Dr
~~651 Corporate Circle Ste 114~~
~~Golden, CO 80020~~
Missoula, MT 59808

Billing Information:
~~Gene McNutt~~
~~651 Corporate Circle Ste 114~~
~~Golden, CO 80020~~

Report to: Elizabeth Milodragovich
Email To: lmilodragovich@envirocon.com

Project Description: BBGRR23 Ft McClellan
City/State Collected: Anniston, AL

Phone: ~~303-215-0187~~
Fax: 406 561 7576
Client Project #: 1495001
Lab Project #:

Collected by (print): Elizabeth Milodragovich
Site/Facility ID #: Range 23
P.O. #: ENVIRONGCO-1210145

Collected by (signature):
Immediately Packed on Ice N X Y ___

Rush? (Lab MUST Be Notified)
___ Same Day ....200%
X Next Day ....100%
___ Two Day ....50%
___ Three Day ....25%

Date Results Needed
Email? ___No X Yes
FAX? ___No ___Yes

Analysis / Container / Preservative: 6010B-Pb, Sb

Chain of Custody Page 3 of 3

ESC LABS SCIENCES
12065 Lebanon Rd
Mount Juliet, TN 37122
Phone: 615-758-5858
Phone: 800-767-5859
Fax: 615-758-5859

L # 71341
Table # L817024
Acctnum: ENVIRONGCO
Template:
Prelogin:
TSR: 288 - Daphne Richards
PB:
Shipped Via:

| Sample ID | Comp/Grab | Matrix * | Depth | Date | Time | No. of Cntrs | 6010B-Pb, Sb | Rem./Contaminant | Sample # (lab only) |
|---|---|---|---|---|---|---|---|---|---|
| R23P079Q-POSTXCSSF14-B | Comp | SS | | 2/7/16 | 15:17 | 1 | X | | 71 |
| R23P079Q-POSTXCSSF14-C | | | | | 15:20 | 1 | X | | 72 |
| R23P079Q-POSTXCSSF14-CDup | | | | | 15:24 | 1 | X | | 73 |
| R23P079Q-POSTXCSSF14-D | | | | | 15:27 | 1 | X | | 74 |
| R23P079Q-POSTXCSSF14-SW01 | Grab | | | | 15:30 | 1 | X | | 75 |
| R23P079Q-POSTXCSSF14-SW02 | | | | | 15:34 | 1 | X | | 76 |
| R23P079Q-POSTXCSSF14-SW03 | | | | | 15:37 | 1 | X | | 77 |
| R23P079Q-POSTXCSSF14-SW04 | | | | | 15:40 | 1 | X | | 78 |
| R23P079Q-POSTXCSSF14-SW05 | | | | | 15:42 | 1 | X | | 79 |
| R23P079Q-POSTXCSSF16-A | Comp | | | | 15:45 | 1 | X | | 80 |

* Matrix: SS - Soil GW - Groundwater WW - WasteWater DW - Drinking Water OT - Other ___

Remarks:

pH ___ Temp ___
Flow ___ Other ___

Hold #

| Relinquished by: (Signature) | Date: | Time: | Received by: (Signature) | Samples returned via: ☐ UPS ☒ FedEx ☐ Courier ☐ ___ | Condition: (lab use only) |
|---|---|---|---|---|---|
| [signature] | 2/8/16 | 0800 | | | D010 OK |
| Relinquished by: (Signature) | Date: | Time: | Received by: (Signature) | Temp: 2.5 °C Bottles Received: 30-4oz | COC Seal Intact: X Y ___ N ___ NA |
| Relinquished by: (Signature) | Date: | Time: | Received for lab by: (Signature) | Date: 2-9-16 Time: 0900 | pH Checked: NCF: |

L817024

**Troy Dunlap**

**From:** Jason Romer
**Sent:** Thursday, February 11, 2016 11:14 AM
**To:** Login
**Cc:** John Davis; Daphne Richards
**Subject:** Rush relog - L816371-07 - R2 *ENVIRONGCO*

**Importance:** High

Please relog L816371-07 for PBICP and SBICP confirmation. Log as R2 due tomorrow, 02/12
Please transfer TS result. (WG847984)

Thanks,
Jason

---

**From:** Liz Milodragovich
**Sent:** Thursday, February 11, 2016 10:58 AM
**To:** Daphne Richards (DRichards@esclabsciences.com)
**Subject:** please rerun
**Importance:** High

Daphne,

Could you please rerun sample R23P079Q-POSTXCSSH4-SW1, ASAP? Please do it the same way as the last one we had rerun with the re-prep and the whole 9 yards. We think there must have been bullet fragments in the sample to explain the screaming high results.

Thanks,
Liz

**Elizabeth Milodragovich**
**Field Engineer**
**Envirocon**
3330 NW Yeon Ave
Portland, OR 97210
O: 503.285.6164
**C: 406.565.7576 (New Number)**
lmilodragovich@envirocon.com
www.envirocon.com

# ANALYTICAL REPORT

February 12, 2016

## Envirocon

| | |
|---|---|
| Sample Delivery Group: | L817024 |
| Samples Received: | 02/09/2016 |
| Project Number: | 1495001 |
| Description: | BBG RR23 Ft. McClellan |
| Site: | RANGE 23 |
| Report To: | Randy Mendonsa<br>7878 Wadsworth Blvd, Ste 340<br>Arvada, CO 80003 |

Entire Report Reviewed By:

Jason Romer
Technical Service Representative



# TABLE OF CONTENTS

## R23P079Q-POSTXCSSH4-SW1 L817024-01 Solid

| Collected by | Collected date/time | Received date/time |
|---|---|---|
| Elizabeth M | 02/07/16 14:00 | 02/09/16 09:00 |

| Method | Batch | Dilution | Preparation date/time | Analysis date/time | Analyst |
|---|---|---|---|---|---|
| Metals (ICP) by Method 6010B | WG848650 | 1 | 02/11/16 12:37 | 02/11/16 18:04 | ST |
| Total Solids by Method 2540 G-2011 | WG847984 | 1 | 02/09/16 13:02 | 02/09/16 13:09 | MEL |

1 Cp
2 Tc
3 Ss
4 Cn
5 Sr
6 Qc
7 Gl
8 Al
9 Sc

All sample aliquots were received at the correct temperature, in the proper containers, with the appropriate preservatives, and within method specified holding times. All MDL (LOD) and RDL (LOQ) values reported for environmental samples have been corrected for the dilution factor used in the analysis. All Method and Batch Quality Control are within established criteria except where addressed in this case narrative, a non-conformance form or properly qualified within the sample results. By my digital signature below, I affirm to the best of my knowledge, all problems/anomalies observed by the laboratory as having the potential to affect the quality of the data have been identified by the laboratory, and no information or data have been knowingly withheld that would affect the quality of the data.

Jason Romer
Technical Service Representative

## Total Solids by Method 2540 G-2011

| Analyte | Result % | Qualifier | Dilution | Analysis date / time | Batch |
|---|---|---|---|---|---|
| Total Solids | 86.8 | | 1 | 02/09/2016 13:09 | WG847984 |

## Metals (ICP) by Method 6010B

| Analyte | Result (dry) mg/kg | Qualifier | RDL (dry) mg/kg | Dilution | Analysis date / time | Batch |
|---|---|---|---|---|---|---|
| Antimony | 8.22 | | 2.30 | 1 | 02/11/2016 18:04 | WG848650 |
| Lead | 1150 | | 0.576 | 1 | 02/11/2016 18:04 | WG848650 |

## Method Blank (MB)

(MB) 02/09/16 13:09

| Analyte | MB Result % | MB Qualifier | MB RDL % |
|---|---|---|---|
| Total Solids | 0.00100 | | |

## L816371-09 Original Sample (OS) • Duplicate (DUP)

(OS) 02/09/16 13:09 • (DUP) 02/09/16 13:09

| Analyte | Original Result % | DUP Result % | Dilution | DUP RPD % | DUP Qualifier | DUP RPD Limits % |
|---|---|---|---|---|---|---|
| Total Solids | 86.4 | 83.8 | 1 | 3.05 | | 5 |

## Laboratory Control Sample (LCS)

(LCS) 02/09/16 13:09

| Analyte | Spike Amount % | LCS Result % | LCS Rec. % | Rec. Limits % | LCS Qualifier |
|---|---|---|---|---|---|
| Total Solids | 50.0 | 50.0 | 100 | 85.0-115 | |

# QUALITY CONTROL SUMMARY

L817024-01





## Method Blank (MB)

(MB) 02/11/16 16:48

| Analyte | MB Result mg/kg | MB Qualifier | MB RDL mg/kg |
|---|---|---|---|
| Antimony | ND | | 2.00 |
| Lead | ND | | 0.500 |

## Laboratory Control Sample (LCS) • Laboratory Control Sample Duplicate (LCSD)

(LCS) 02/11/16 16:51 • (LCSD) 02/11/16 16:54

| Analyte | Spike Amount mg/kg | LCS Result mg/kg | LCSD Result mg/kg | LCS Rec. % | LCSD Rec. % | Rec. Limits % | LCS Qualifier | LCSD Qualifier | RPD % | RPD Limits % |
|---|---|---|---|---|---|---|---|---|---|---|
| Antimony | 100 | 99.6 | 101 | 100 | 101 | 80-120 | | | 1 | 20 |
| Lead | 100 | 99.9 | 102 | 100 | 102 | 80-120 | | | 2 | 20 |

## L815893-01 Original Sample (OS) • Matrix Spike (MS) • Matrix Spike Duplicate (MSD)

(OS) 02/11/16 16:57 • (MS) 02/11/16 17:06 • (MSD) 02/11/16 17:09

| Analyte | Spike Amount mg/kg | Original Result mg/kg | MS Result mg/kg | MSD Result mg/kg | MS Rec. % | MSD Rec. % | Dilution | Rec. Limits % | MS Qualifier | MSD Qualifier | RPD % | RPD Limits % |
|---|---|---|---|---|---|---|---|---|---|---|---|---|
| Antimony | 100 | ND | 91.9 | 93.0 | 92 | 93 | 1 | 75-125 | | | 1 | 20 |
| Lead | 100 | 6.48 | 110 | 114 | 104 | 107 | 1 | 75-125 | | | 3 | 20 |

1 Cp
2 Tc
3 Ss
4 Cn
5 Sr
6 Qc
7 Gl
8 Al
9 Sc

## Abbreviations and Definitions

| | |
|---|---|
| SDG | Sample Delivery Group. |
| MDL | Method Detection Limit. |
| RDL | Reported Detection Limit. |
| ND,U | Not detected at the Reporting Limit (or MDL where applicable). |
| RPD | Relative Percent Difference. |
| (dry) | Results are reported based on the dry weight of the sample. [this will only be present on a dry report basis for soils]. |
| Original Sample | The non-spiked sample in the prep batch used to determine the Relative Percent Difference (RPD) from a quality control sample. The Original Sample may not be included within the reported SDG. |
| (S) | Surrogate (Surrogate Standard) - Analytes added to every blank, sample, Laboratory Control Sample/Duplicate and Matrix Spike/Duplicate; used to evaluate analytical efficiency by measuring recovery. Surrogates are not expected to be detected in all environmental media. |
| Rec. | Recovery. |
| SDL | Sample Detection Limit. |
| MQL | Method Quantitation Limit. |
| Unadj. MQL | Unadjusted Method Quantitation Limit. |

| Qualifier | Description |
|---|---|
| | The remainder of this page intentionally left blank, there are no qualifiers applied to this SDG. |

# ACCREDITATIONS & LOCATIONS

ONE LAB. NATIONWIDE.

ESC Lab Sciences is the only environmental laboratory accredited/certified to support your work nationwide from one location. One phone call, one point of contact, one laboratory. No other lab is as accessible or prepared to handle your needs throughout the country. Our capacity and capability from our single location laboratory is comparable to the collective totals of the network laboratories in our industry. The most significant benefit to our "one location" design is the design of our laboratory campus. The model is conducive to accelerated productivity, decreasing turn-around time, and preventing cross contamination, thus protecting sample integrity. Our focus on premium quality and prompt service allows us to be **YOUR LAB OF CHOICE.**

***** Not all certifications held by the laboratory are applicable to the results reported in the attached report.



## State Accreditations

| | |
|---|---|
| Alabama | 40660 |
| Alaska | UST-080 |
| Arizona | AZ0612 |
| Arkansas | 88-0469 |
| California | 01157CA |
| Colorado | TN00003 |
| Conneticut | PH-0197 |
| Florida | E87487 |
| Georgia | NELAP |
| Georgia [1] | 923 |
| Idaho | TN00003 |
| Illinois | 200008 |
| Indiana | C-TN-01 |
| Iowa | 364 |
| Kansas | E-10277 |
| Kentucky [1] | 90010 |
| Kentucky [2] | 16 |
| Louisiana | AI30792 |
| Maine | TN0002 |
| Maryland | 324 |
| Massachusetts | M-TN003 |
| Michigan | 9958 |
| Minnesota | 047-999-395 |
| Mississippi | TN00003 |
| Missouri | 340 |
| Montana | CERT0086 |
| Nebraska | NE-OS-15-05 |
| Nevada | TN-03-2002-34 |
| New Hampshire | 2975 |
| New Jersey–NELAP | TN002 |
| New Mexico | TN00003 |
| New York | 11742 |
| North Carolina | Env375 |
| North Carolina [1] | DW21704 |
| North Carolina [2] | 41 |
| North Dakota | R-140 |
| Ohio–VAP | CL0069 |
| Oklahoma | 9915 |
| Oregon | TN200002 |
| Pennsylvania | 68-02979 |
| Rhode Island | 221 |
| South Carolina | 84004 |
| South Dakota | n/a |
| Tennessee [1 4] | 2006 |
| Texas | T 104704245-07-TX |
| Texas [5] | LAB0152 |
| Utah | 6157585858 |
| Vermont | VT2006 |
| Virginia | 109 |
| Washington | C1915 |
| West Virginia | 233 |
| Wisconsin | 9980939910 |
| Wyoming | A2LA |

## Third Party & Federal Accreditations

| | |
|---|---|
| A2LA – ISO 17025 | 1461.01 |
| A2LA – ISO 17025 [5] | 1461.02 |
| Canada | 1461.01 |
| EPA–Crypto | TN00003 |
| AIHA | 100789 |
| DOD | 1461.01 |
| USDA | S-67674 |

[1] Drinking Water [2] Underground Storage Tanks [3] Aquatic Toxicity [4] Chemical/Microbiological [5] Mold [n/a] Accreditation not applicable

## Our Locations

ESC Lab Sciences has sixty-four client support centers that provide sample pickup and/or the delivery of sampling supplies. If you would like assistance from one of our support offices, please contact our main office. **ESC Lab Sciences performs all testing at our central laboratory.**

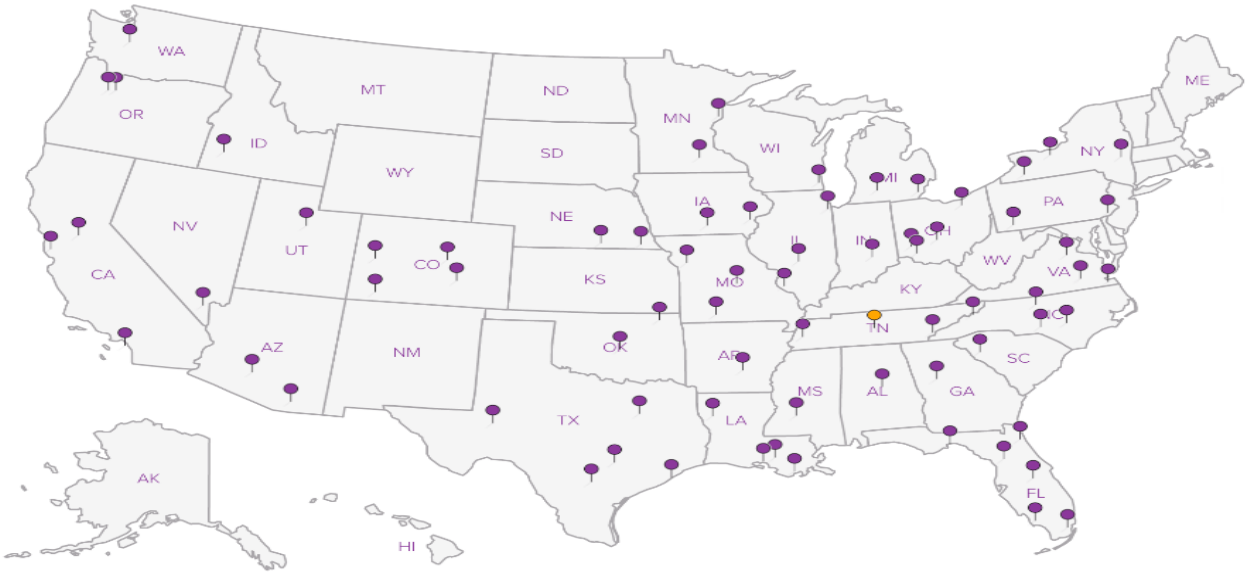

**Envirocon**
101 International Dr
~~651 Corporate Circle Ste 114~~
~~Golden, CO 80020~~
Missoula, MT 59808

Billing Information:
~~Gene McNutt~~
~~651 Corporate Circle Ste 114~~
~~Golden, CO 80020~~

Report to: Elizabeth Miladragovich
Email To: lmiladragovich@envirocon.com

Project Description: BBGRR23 Ft McClellan
City/State Collected: Anniston, AL

Phone: ~~303-215-0187~~
Fax: 406 565 7576
Client Project # 1495001
Lab Project #

Collected by (print): Elizabeth Miladragovich
Site/Facility ID # Range 23
P.O. # ENVIRONGCO-1210145

Collected by (signature):
Immediately Packed on Ice N X Y ___

Rush? (Lab MUST Be Notified)
___ Same Day ....200%
X Next Day ....100%
___ Two Day ....50%
___ Three Day ....25%

Date Results Needed
Email? ___No X Yes
FAX? ___No ___Yes

Analysis / Container / Preservative: 6010B-SS-Pb

| Sample ID | Comp/Grab | Matrix * | Depth | Date | Time | No. of Cntrs | 6010B-SS-Pb | Rem./Contaminant | Sample # (lab only) |
|---|---|---|---|---|---|---|---|---|---|
| R23P079Q-POSTXCSSH4-A | Comp | SS | | 2/7/16 | 13:36 | 1 | X | | |
| R23P079Q-POSTXCSSH4-B | | | | | 13:40 | 1 | X | | |
| R23P079Q-POSTXCSSH4-BS | | | | | 13:45 | 1 | X | | |
| R23P079Q-POSTXCSSH4-BD | | | | | 13:48 | 1 | X | | |
| R23P079Q-POSTXCSSH4-C | | | | | 13:53 | 1 | X | | |
| R23P079Q-POSTXCSSH4-D | | | | | 13:57 | 1 | X | | |
| R23P079Q-POSTXCSSH4-SW1 | GRAB | | | | 14:00 | 1 | X | | -01 |
| R23P079Q-POSTXCSSH4-SW2 | | | | | 14:03 | 1 | X | | |
| R23P079Q-POSTXCSSH4-SW3 | | | | | 14:06 | 1 | X | | |
| R23P079Q-POSTXCSSH4-SW4 | | | | | 14:10 | 1 | X | | |

* Matrix: SS - Soil GW - Groundwater WW - WasteWater DW - Drinking Water OT - Other_____

Remarks:

pH _____ Temp _____
Flow _____ Other _____

6573 5223 5273

| Relinquished by : (Signature) | Date: | Time: | Received by: (Signature) |
|---|---|---|---|
| | 2/8/16 | 0800 | |
| Relinquished by : (Signature) | Date: | Time: | Received by: (Signature) |
| Relinquished by : (Signature) | Date: | Time: | Received for lab by: (Signature) |

Samples returned via: ☐ UPS ☒ FedEx ☐ Courier ☐ _____
Temp: 25 °C Bottles Received: 30 4oz
Date: 2-9-16 Time: 0900

Hold #
Condition: (lab use only) DB10 ✓ OK
COC Seal Intact: ✓ Y ___ N ___ NA
pH Checked: NCF:

Chain of Custody Page 1 of 3

ESC LABS SCIENCES
YOUR LAB OF CHOICE
12065 Lebanon Rd
Mount Juliet, TN 37122
Phone: 615-758-5858
Phone: 800-767-5859
Fax: 615-758-5859

L# ~~[illegible]~~
J139
2/8/2024

Acctnum: ENVIRONGCO
Template:
Prelogin:
TSR: 288 - Daphne Richards
PB:
Shipped Via:

**Envirocon**
101 International Dr
~~651 Corporate Circle Ste 114~~
~~Golden, CO 80020~~
Missoula, MT 59808

Billing Information:
~~Gene McNutt~~
~~651 Corporate Circle Ste 114~~
~~Golden, CO 80020~~

Report to: Elizabeth Miladragovich
Email To: lmiladragovich@envirocon.com

Project Description: B3GRR23 Ft McClellan
City/State Collected: Anniston, AL

Phone: ~~303-215-0187~~
Fax: 406 562 5756
Client Project # 1495001
Lab Project #

Collected by (print): Elizabeth Miladragovich
Site/Facility ID # Range 23
P.O. # ENVIRONGCO-1210145

Collected by (signature):
Immediately Packed on Ice N X Y ___

Rush? (Lab MUST Be Notified)
___ Same Day ..... 200%
X Next Day ..... 100%
___ Two Day ..... 50%
___ Three Day ..... 25%

Date Results Needed
Email? ___No X Yes
FAX? ___No ___Yes

Analysis / Container / Preservative: 2010B-Pb, Sb

| Sample ID | Comp/Grab | Matrix * | Depth | Date | Time | No. of Cntrs | 2010B-Pb, Sb | Rem./Contaminant | Sample # (lab only) |
|---|---|---|---|---|---|---|---|---|---|
| R23P0T9Q-POSTXCSSH3-A | Comp | SS | | 2/7/16 | 14:22 | 1 | X | | |
| R23P0T9Q-POSTXCSSH3-B | ↓ | ↓ | | ↓ | 14:25 | 1 | X | | |
| R23P0T9Q-POSTXCSSH3-C | | | | | 14:28 | 1 | X | | |
| R23P0T9Q-POSTXCSSH3-D | | | | | 14:31 | 1 | X | | |
| R23P0T9Q-POSTXCSSH3-SW1 | GRAB | | | | 14:35 | 1 | X | | |
| R23P0T9Q-POSTXCSSH3-SW2 | | | | | 14:38 | 1 | X | | |
| R23P0T9Q-POSTXCSSH3-SW3 | | | | | 14:40 | 1 | X | | |
| R23P0T9Q-POSTXCSSH3-SW4 | | | | | 14:44 | 1 | X | | |
| R23P0T9Q-POSTXCSSF14-A | Comp | | | | 15:10 | 1 | X | | |
| R23P0T9Q-POSTXCSSF14-AS | ↓ | ↓ | | ↓ | 15:13 | 1 | X | | |

* Matrix: SS - Soil GW - Groundwater WW - WasteWater DW - Drinking Water OT - Other_____

Remarks:

pH _____ Temp _____
Flow _____ Other _____

| Relinquished by : (Signature) | Date: | Time: | Received by: (Signature) |
|---|---|---|---|
| | 2/8/16 | 0800 | |
| Relinquished by : (Signature) | Date: | Time: | Received by: (Signature) |
| Relinquished by : (Signature) | Date: | Time: | Received for lab by: (Signature) |

Samples returned via: ☐ UPS X FedEx ☐ Courier ☐ ____
Temp: 2.5 °C Bottles Received: 30 4/02
Date: 2.9.16 Time: 0900

Chain of Custody Page 2 of 3

ESC LAB SCIENCES
YOUR LAB OF CHOICE
12065 Lebanon Rd
Mount Juliet, TN 37122
Phone: 615-758-5858
Phone: 800-767-5859
Fax: 615-758-5859

L# 811371
Table # L817024
Acctnum: ENVIRONGCO
Template:
Prelogin:
TSR: 288 - Daphne Richards
PB:
Shipped Via:

Hold #
Condition: 0810 (lab use only)
ok
COC Seal Intact: X Y ___N ___NA
pH Checked: NCF:

Envirocon
101 International Dr
~~651 Corporate Circle Ste 114~~
~~Golden, CO 80020~~
Missoula, MT 59808

Billing Information:
~~Gene McNutt~~
~~651 Corporate Circle Ste 114~~
~~Golden, CO 80020~~

Report to: Elizabeth Milodragovich
Email To: lmilodragovich@envirocon.com

Project Description: BBGRR23 Ft McClellan
City/State Collected: Anniston, AL

Phone: ~~303-215-0187~~
Fax: 406 561 7576
Client Project #: 1495001
Lab Project #:

Collected by (print): Elizabeth Milodragovich
Site/Facility ID #: Range 23
P.O. #: ENVIRONGCO-1210145

Collected by (signature):
Immediately Packed on Ice N X Y ___

Rush? (Lab MUST Be Notified)
___ Same Day ....200%
X Next Day ....100%
___ Two Day ....50%
___ Three Day ....25%

Date Results Needed
Email? ___No X Yes
FAX? ___No ___Yes

Analysis / Container / Preservative: 6010B-Pb, Sb

Chain of Custody Page 3 of 3

ESC LABS SCIENCES
12065 Lebanon Rd
Mount Juliet, TN 37122
Phone: 615-758-5858
Phone: 800-767-5859
Fax: 615-758-5859

L # 71341
Table # L817024
Acctnum: ENVIRONGCO
Template:
Prelogin:
TSR: 288 - Daphne Richards
PB:
Shipped Via:

| Sample ID | Comp/Grab | Matrix * | Depth | Date | Time | No. of Cntrs | 6010B-Pb, Sb | Rem./Contaminant | Sample # (lab only) |
|---|---|---|---|---|---|---|---|---|---|
| R23P079Q-POSTXCSSF14-B | Comp | SS | | 2/7/16 | 15:17 | 1 | X | | 71 |
| R23P079Q-POSTXCSSF14-C | | | | | 15:20 | 1 | X | | 72 |
| R23P079Q-POSTXCSSF14-CDup | | | | | 15:24 | 1 | X | | 73 |
| R23P079Q-POSTXCSSF14-D | | | | | 15:27 | 1 | X | | 74 |
| R23P079Q-POSTXCSSF14-SW01 | Grab | | | | 15:30 | 1 | X | | 75 |
| R23P079Q-POSTXCSSF14-SW02 | | | | | 15:34 | 1 | X | | 76 |
| R23P079Q-POSTXCSSF14-SW03 | | | | | 15:37 | 1 | X | | 77 |
| R23P079Q-POSTXCSSF14-SW04 | | | | | 15:40 | 1 | X | | 78 |
| R23P079Q-POSTXCSSF14-SW05 | | | | | 15:42 | 1 | X | | 79 |
| R23P079Q-POSTXCSSF16-A | Comp | | | | 15:45 | 1 | X | | 80 |

* Matrix: SS - Soil GW - Groundwater WW - WasteWater DW - Drinking Water OT - Other ___

Remarks:

pH ___ Temp ___
Flow ___ Other ___

Hold #

| Relinquished by: (Signature) | Date: | Time: | Received by: (Signature) | Samples returned via: ☐ UPS ☒ FedEx ☐ Courier ☐ ___ | Condition: (lab use only) |
|---|---|---|---|---|---|
| [signature] | 2/8/16 | 0800 | | | D010 OK |
| Relinquished by: (Signature) | Date: | Time: | Received by: (Signature) | Temp: 2.5 °C Bottles Received: 30-4oz | COC Seal Intact: X Y ___ N ___ NA |
| Relinquished by: (Signature) | Date: | Time: | Received for lab by: (Signature) | Date: 2-9-16 Time: 0900 | pH Checked: NCF: |

L817024

**Troy Dunlap**

**From:** Jason Romer
**Sent:** Thursday, February 11, 2016 11:14 AM
**To:** Login
**Cc:** John Davis; Daphne Richards
**Subject:** Rush relog - L816371-07 - R2 *ENVIRONGCO*

**Importance:** High

Please relog L816371-07 for PBICP and SBICP confirmation. Log as R2 due tomorrow, 02/12
Please transfer TS result. (WG847984)

Thanks,
Jason

---

**From:** Liz Milodragovich
**Sent:** Thursday, February 11, 2016 10:58 AM
**To:** Daphne Richards (DRichards@esclabsciences.com)
**Subject:** please rerun
**Importance:** High

Daphne,

Could you please rerun sample R23P079Q-POSTXCSSH4-SW1, ASAP? Please do it the same way as the last one we had rerun with the re-prep and the whole 9 yards. We think there must have been bullet fragments in the sample to explain the screaming high results.

Thanks,
Liz

**Elizabeth Milodragovich**
**Field Engineer**
**Envirocon**
3330 NW Yeon Ave
Portland, OR 97210
O: 503.285.6164
**C: 406.565.7576 (New Number)**
lmilodragovich@envirocon.com
www.envirocon.com

# ANALYTICAL REPORT

February 15, 2016

## Envirocon

| | |
|---|---|
| Sample Delivery Group: | L817041 |
| Samples Received: | 02/11/2016 |
| Project Number: | 1495001 |
| Description: | BBG RR23 Ft. McClellan |
| Site: | RANGE 23 |
| Report To: | Liz Milodragovich<br>651 Corporate Circle Ste 114<br>Golden, CO 80020 |

Entire Report Reviewed By:

Jason Romer
Technical Service Representative

Results relate only to the items tested or calibrated and are reported as rounded values. This test report shall not be reproduced, except in full, without written approval of the laboratory. Where applicable, sampling conducted by ESC is performed per guidance provided in laboratory standard operating procedures: 060302, 060303, and 060304.

# TABLE OF CONTENTS

## R23P079-POSTXCSSE20-SW2R L817041-01 Solid

Collected by: Elizabeth M | Collected date/time: 02/10/16 10:50 | Received date/time: 02/11/16 09:00

| Method | Batch | Dilution | Preparation date/time | Analysis date/time | Analyst |
|---|---|---|---|---|---|
| Metals (ICP) by Method 6010B | WG848683 | 1 | 02/12/16 09:28 | 02/12/16 17:07 | WBD |
| Total Solids by Method 2540 G-2011 | WG848694 | 1 | 02/11/16 14:02 | 02/11/16 14:11 | KDW |

## R23P079-POSTXCSSB19-SW3R L817041-02 Solid

Collected by: Elizabeth M | Collected date/time: 02/10/16 10:55 | Received date/time: 02/11/16 09:00

| Method | Batch | Dilution | Preparation date/time | Analysis date/time | Analyst |
|---|---|---|---|---|---|
| Metals (ICP) by Method 6010B | WG848683 | 1 | 02/12/16 09:28 | 02/12/16 17:11 | WBD |
| Total Solids by Method 2540 G-2011 | WG848694 | 1 | 02/11/16 14:02 | 02/11/16 14:11 | KDW |

## R23P079-POSTXCSSB21-SW2R L817041-03 Solid

Collected by: Elizabeth M | Collected date/time: 02/10/16 10:58 | Received date/time: 02/11/16 09:00

| Method | Batch | Dilution | Preparation date/time | Analysis date/time | Analyst |
|---|---|---|---|---|---|
| Metals (ICP) by Method 6010B | WG848683 | 1 | 02/12/16 09:28 | 02/12/16 17:20 | WBD |
| Total Solids by Method 2540 G-2011 | WG848694 | 1 | 02/11/16 14:02 | 02/11/16 14:11 | KDW |

## R23P079-POSTXCSSD22-SW1 L817041-04 Solid

Collected by: Elizabeth M | Collected date/time: 02/10/16 11:14 | Received date/time: 02/11/16 09:00

| Method | Batch | Dilution | Preparation date/time | Analysis date/time | Analyst |
|---|---|---|---|---|---|
| Metals (ICP) by Method 6010B | WG848683 | 1 | 02/12/16 09:28 | 02/12/16 17:23 | WBD |
| Total Solids by Method 2540 G-2011 | WG848694 | 1 | 02/11/16 14:02 | 02/11/16 14:11 | KDW |

## R23P079-POSTXCSSD22-SW2 L817041-05 Solid

Collected by: Elizabeth M | Collected date/time: 02/10/16 11:16 | Received date/time: 02/11/16 09:00

| Method | Batch | Dilution | Preparation date/time | Analysis date/time | Analyst |
|---|---|---|---|---|---|
| Metals (ICP) by Method 6010B | WG848683 | 1 | 02/12/16 09:28 | 02/12/16 17:26 | WBD |
| Total Solids by Method 2540 G-2011 | WG848694 | 1 | 02/11/16 14:02 | 02/11/16 14:11 | KDW |

## R23P079-POSTXCSSD22-SW3 L817041-06 Solid

Collected by: Elizabeth M | Collected date/time: 02/10/16 11:19 | Received date/time: 02/11/16 09:00

| Method | Batch | Dilution | Preparation date/time | Analysis date/time | Analyst |
|---|---|---|---|---|---|
| Metals (ICP) by Method 6010B | WG848683 | 1 | 02/12/16 09:28 | 02/12/16 17:29 | WBD |
| Total Solids by Method 2540 G-2011 | WG848694 | 1 | 02/11/16 14:02 | 02/11/16 14:11 | KDW |

## R23P079-POSTXCSSD22-SW4 L817041-07 Solid

Collected by: Elizabeth M | Collected date/time: 02/10/16 11:21 | Received date/time: 02/11/16 09:00

| Method | Batch | Dilution | Preparation date/time | Analysis date/time | Analyst |
|---|---|---|---|---|---|
| Metals (ICP) by Method 6010B | WG848683 | 1 | 02/12/16 09:28 | 02/12/16 17:32 | WBD |
| Total Solids by Method 2540 G-2011 | WG848694 | 1 | 02/11/16 14:02 | 02/11/16 14:11 | KDW |

## R23P079-POSTXCSSD22-SW5 L817041-08 Solid

Collected by: Elizabeth M | Collected date/time: 02/10/16 11:23 | Received date/time: 02/11/16 09:00

| Method | Batch | Dilution | Preparation date/time | Analysis date/time | Analyst |
|---|---|---|---|---|---|
| Metals (ICP) by Method 6010B | WG848683 | 1 | 02/12/16 09:28 | 02/12/16 17:35 | WBD |
| Total Solids by Method 2540 G-2011 | WG848694 | 1 | 02/11/16 14:02 | 02/11/16 14:11 | KDW |

## R23P079-POSTXCSSD22-SW6 L817041-09 Solid

Collected by: Elizabeth M | Collected date/time: 02/10/16 11:25 | Received date/time: 02/11/16 09:00

| Method | Batch | Dilution | Preparation date/time | Analysis date/time | Analyst |
|---|---|---|---|---|---|
| Metals (ICP) by Method 6010B | WG848683 | 1 | 02/12/16 09:28 | 02/12/16 17:38 | WBD |
| Total Solids by Method 2540 G-2011 | WG848694 | 1 | 02/11/16 14:02 | 02/11/16 14:11 | KDW |

## R23P079-POSTXCSSD16-SW1 L817041-10 Solid

Collected by: Elizabeth M | Collected date/time: 02/10/16 11:40 | Received date/time: 02/11/16 09:00

| Method | Batch | Dilution | Preparation date/time | Analysis date/time | Analyst |
|---|---|---|---|---|---|
| Metals (ICP) by Method 6010B | WG848683 | 1 | 02/12/16 09:28 | 02/12/16 17:41 | WBD |
| Total Solids by Method 2540 G-2011 | WG848694 | 1 | 02/11/16 14:02 | 02/11/16 14:11 | KDW |

## R23P079-POSTXCSSD16-SW2 L817041-11 Solid

Collected by: Elizabeth M | Collected date/time: 02/10/16 11:43 | Received date/time: 02/11/16 09:00

| Method | Batch | Dilution | Preparation date/time | Analysis date/time | Analyst |
|---|---|---|---|---|---|
| Metals (ICP) by Method 6010B | WG848683 | 1 | 02/12/16 09:28 | 02/12/16 17:44 | WBD |
| Total Solids by Method 2540 G-2011 | WG848695 | 1 | 02/11/16 13:53 | 02/11/16 14:01 | KDW |

## R23P079-POSTXCSSD16-SW3 L817041-12 Solid

Collected by: Elizabeth M | Collected date/time: 02/10/16 11:45 | Received date/time: 02/11/16 09:00

| Method | Batch | Dilution | Preparation date/time | Analysis date/time | Analyst |
|---|---|---|---|---|---|
| Metals (ICP) by Method 6010B | WG848683 | 1 | 02/12/16 09:28 | 02/12/16 17:47 | WBD |
| Total Solids by Method 2540 G-2011 | WG848695 | 1 | 02/11/16 13:53 | 02/11/16 14:01 | KDW |

## R23P079-POSTXCSSD16-SW4 L817041-13 Solid

Collected by: Elizabeth M | Collected date/time: 02/10/16 11:48 | Received date/time: 02/11/16 09:00

| Method | Batch | Dilution | Preparation date/time | Analysis date/time | Analyst |
|---|---|---|---|---|---|
| Metals (ICP) by Method 6010B | WG848683 | 1 | 02/12/16 09:28 | 02/12/16 17:57 | WBD |
| Total Solids by Method 2540 G-2011 | WG848695 | 1 | 02/11/16 13:53 | 02/11/16 14:01 | KDW |

## R23P079-POSTXCSSD16-SW5 L817041-14 Solid

Collected by: Elizabeth M | Collected date/time: 02/10/16 11:50 | Received date/time: 02/11/16 09:00

| Method | Batch | Dilution | Preparation date/time | Analysis date/time | Analyst |
|---|---|---|---|---|---|
| Metals (ICP) by Method 6010B | WG848683 | 1 | 02/12/16 09:28 | 02/12/16 18:00 | WBD |
| Total Solids by Method 2540 G-2011 | WG848695 | 1 | 02/11/16 13:53 | 02/11/16 14:01 | KDW |

## R23P079-RINSE-6 L817041-15 GW

Collected by: Elizabeth M | Collected date/time: 02/10/16 11:57 | Received date/time: 02/11/16 09:00

| Method | Batch | Dilution | Preparation date/time | Analysis date/time | Analyst |
|---|---|---|---|---|---|
| Metals (ICP) by Method 6010B | WG848855 | 1 | 02/12/16 11:07 | 02/12/16 20:37 | ST |

## R23P079-POSTXCSSA1-SW1 L817041-16 Solid

Collected by: Elizabeth M | Collected date/time: 02/10/16 12:08 | Received date/time: 02/11/16 09:00

| Method | Batch | Dilution | Preparation date/time | Analysis date/time | Analyst |
|---|---|---|---|---|---|
| Metals (ICP) by Method 6010B | WG848683 | 1 | 02/12/16 09:28 | 02/12/16 18:03 | WBD |
| Total Solids by Method 2540 G-2011 | WG848695 | 1 | 02/11/16 13:53 | 02/11/16 14:01 | KDW |

## R23P079-POSTXCSSA1-SW2 L817041-17 Solid

Collected by: Elizabeth M | Collected date/time: 02/10/16 12:10 | Received date/time: 02/11/16 09:00

| Method | Batch | Dilution | Preparation date/time | Analysis date/time | Analyst |
|---|---|---|---|---|---|
| Metals (ICP) by Method 6010B | WG848683 | 1 | 02/12/16 09:28 | 02/12/16 18:06 | WBD |
| Total Solids by Method 2540 G-2011 | WG848695 | 1 | 02/11/16 13:53 | 02/11/16 14:01 | KDW |

## R23P079-POSTXCSSA1-SW3 L817041-18 Solid

Collected by: Elizabeth M | Collected date/time: 02/10/16 12:13 | Received date/time: 02/11/16 09:00

| Method | Batch | Dilution | Preparation date/time | Analysis date/time | Analyst |
|---|---|---|---|---|---|
| Metals (ICP) by Method 6010B | WG848683 | 1 | 02/12/16 09:28 | 02/12/16 18:09 | WBD |
| Total Solids by Method 2540 G-2011 | WG848695 | 1 | 02/11/16 13:53 | 02/11/16 14:01 | KDW |

## R23P079-POSTXCSSA1-SW4 L817041-19 Solid

Collected by: Elizabeth M | Collected date/time: 02/10/16 12:15 | Received date/time: 02/11/16 09:00

| Method | Batch | Dilution | Preparation date/time | Analysis date/time | Analyst |
|---|---|---|---|---|---|
| Metals (ICP) by Method 6010B | WG848683 | 1 | 02/12/16 09:28 | 02/12/16 18:12 | WBD |
| Total Solids by Method 2540 G-2011 | WG848695 | 1 | 02/11/16 13:53 | 02/11/16 14:01 | KDW |

## R23P079-POSTXCSSA1-SW5 L817041-20 Solid

Collected by: Elizabeth M | Collected date/time: 02/10/16 12:18 | Received date/time: 02/11/16 09:00

| Method | Batch | Dilution | Preparation date/time | Analysis date/time | Analyst |
|---|---|---|---|---|---|
| Metals (ICP) by Method 6010B | WG848683 | 1 | 02/12/16 09:28 | 02/12/16 18:15 | WBD |
| Total Solids by Method 2540 G-2011 | WG848695 | 1 | 02/11/16 13:53 | 02/11/16 14:01 | KDW |

## R23P079-POSTXCSSB1-SW1 L817041-21 Solid

Collected by: Elizabeth M | Collected date/time: 02/10/16 12:25 | Received date/time: 02/11/16 09:00

| Method | Batch | Dilution | Preparation date/time | Analysis date/time | Analyst |
|---|---|---|---|---|---|
| Metals (ICP) by Method 6010B | WG848683 | 1 | 02/12/16 09:28 | 02/12/16 16:52 | WBD |
| Total Solids by Method 2540 G-2011 | WG848695 | 1 | 02/11/16 13:53 | 02/11/16 14:01 | KDW |

## R23P079-POSTXCSSB1-SW2 L817041-22 Solid

Collected by: Elizabeth M | Collected date/time: 02/10/16 12:27 | Received date/time: 02/11/16 09:00

| Method | Batch | Dilution | Preparation date/time | Analysis date/time | Analyst |
|---|---|---|---|---|---|
| Metals (ICP) by Method 6010B | WG848684 | 1 | 02/12/16 10:38 | 02/12/16 18:48 | WBD |
| Total Solids by Method 2540 G-2011 | WG848696 | 1 | 02/11/16 13:44 | 02/11/16 13:52 | KDW |

## R23P079-POSTXCSSB1-SW3 L817041-23 Solid

Collected by: Elizabeth M | Collected date/time: 02/10/16 12:30 | Received date/time: 02/11/16 09:00

| Method | Batch | Dilution | Preparation date/time | Analysis date/time | Analyst |
|---|---|---|---|---|---|
| Metals (ICP) by Method 6010B | WG848684 | 1 | 02/12/16 10:38 | 02/12/16 18:52 | WBD |
| Total Solids by Method 2540 G-2011 | WG848696 | 1 | 02/11/16 13:44 | 02/11/16 13:52 | KDW |

## R23P079-POSTXCSSB1-SW4 L817041-24 Solid

Collected by: Elizabeth M | Collected date/time: 02/10/16 12:32 | Received date/time: 02/11/16 09:00

| Method | Batch | Dilution | Preparation date/time | Analysis date/time | Analyst |
|---|---|---|---|---|---|
| Metals (ICP) by Method 6010B | WG848684 | 1 | 02/12/16 10:38 | 02/12/16 19:01 | WBD |
| Total Solids by Method 2540 G-2011 | WG848696 | 1 | 02/11/16 13:44 | 02/11/16 13:52 | KDW |

## R23P079-POSTXCSSB1-SW5 L817041-25 Solid

Collected by: Elizabeth M | Collected date/time: 02/10/16 12:35 | Received date/time: 02/11/16 09:00

| Method | Batch | Dilution | Preparation date/time | Analysis date/time | Analyst |
|---|---|---|---|---|---|
| Metals (ICP) by Method 6010B | WG848684 | 1 | 02/12/16 10:38 | 02/12/16 19:04 | WBD |
| Total Solids by Method 2540 G-2011 | WG848696 | 1 | 02/11/16 13:44 | 02/11/16 13:52 | KDW |

## R23P079-POSTXCSSA25-SW1 L817041-26 Solid

Collected by: Elizabeth M | Collected date/time: 02/10/16 13:45 | Received date/time: 02/11/16 09:00

| Method | Batch | Dilution | Preparation date/time | Analysis date/time | Analyst |
|---|---|---|---|---|---|
| Metals (ICP) by Method 6010B | WG848684 | 1 | 02/12/16 10:38 | 02/12/16 19:07 | WBD |
| Total Solids by Method 2540 G-2011 | WG848696 | 1 | 02/11/16 13:44 | 02/11/16 13:52 | KDW |

## R23P079-POSTXCSSA25-SW2 L817041-27 Solid

Collected by: Elizabeth M | Collected date/time: 02/10/16 13:48 | Received date/time: 02/11/16 09:00

| Method | Batch | Dilution | Preparation date/time | Analysis date/time | Analyst |
|---|---|---|---|---|---|
| Metals (ICP) by Method 6010B | WG848684 | 1 | 02/12/16 10:38 | 02/12/16 19:10 | WBD |
| Total Solids by Method 2540 G-2011 | WG848696 | 1 | 02/11/16 13:44 | 02/11/16 13:52 | KDW |

## R23P079-POSTXCSSA25-SW3 L817041-28 Solid

Collected by: Elizabeth M | Collected date/time: 02/10/16 13:50 | Received date/time: 02/11/16 09:00

| Method | Batch | Dilution | Preparation date/time | Analysis date/time | Analyst |
|---|---|---|---|---|---|
| Metals (ICP) by Method 6010B | WG848684 | 1 | 02/12/16 10:38 | 02/12/16 19:13 | WBD |
| Total Solids by Method 2540 G-2011 | WG848696 | 1 | 02/11/16 13:44 | 02/11/16 13:52 | KDW |

## R23P079-POSTXCSSA25-SW3S L817041-29 Solid

Collected by: Elizabeth M
Collected date/time: 02/10/16 13:52
Received date/time: 02/11/16 09:00

| Method | Batch | Dilution | Preparation date/time | Analysis date/time | Analyst |
|---|---|---|---|---|---|
| Metals (ICP) by Method 6010B | WG848684 | 1 | 02/12/16 10:38 | 02/12/16 19:16 | WBD |
| Total Solids by Method 2540 G-2011 | WG848696 | 1 | 02/11/16 13:44 | 02/11/16 13:52 | KDW |

## R23P079-POSTXCSSA25-SW3 DUP L817041-30 Solid

Collected by: Elizabeth M
Collected date/time: 02/10/16 13:55
Received date/time: 02/11/16 09:00

| Method | Batch | Dilution | Preparation date/time | Analysis date/time | Analyst |
|---|---|---|---|---|---|
| Metals (ICP) by Method 6010B | WG848684 | 1 | 02/12/16 10:38 | 02/12/16 18:33 | WBD |
| Total Solids by Method 2540 G-2011 | WG848696 | 1 | 02/11/16 13:44 | 02/11/16 13:52 | KDW |

## R23P079-POSTXCSSA25-SW4 L817041-31 Solid

Collected by: Elizabeth M
Collected date/time: 02/10/16 14:00
Received date/time: 02/11/16 09:00

| Method | Batch | Dilution | Preparation date/time | Analysis date/time | Analyst |
|---|---|---|---|---|---|
| Metals (ICP) by Method 6010B | WG848684 | 1 | 02/12/16 10:38 | 02/12/16 19:19 | WBD |
| Total Solids by Method 2540 G-2011 | WG848696 | 1 | 02/11/16 13:44 | 02/11/16 13:52 | KDW |

1 Cp
2 Tc
3 Ss
4 Cn
5 Sr
6 Qc
7 Gl
8 Al
9 Sc

All sample aliquots were received at the correct temperature, in the proper containers, with the appropriate preservatives, and within method specified holding times. All MDL (LOD) and RDL (LOQ) values reported for environmental samples have been corrected for the dilution factor used in the analysis. All Method and Batch Quality Control are within established criteria except where addressed in this case narrative, a non-conformance form or properly qualified within the sample results. By my digital signature below, I affirm to the best of my knowledge, all problems/anomalies observed by the laboratory as having the potential to affect the quality of the data have been identified by the laboratory, and no information or data have been knowingly withheld that would affect the quality of the data.

Jason Romer
Technical Service Representative

## Total Solids by Method 2540 G-2011

| Analyte | Result % | Qualifier | Dilution | Analysis date / time | Batch |
|---|---|---|---|---|---|
| Total Solids | 86.8 | | 1 | 02/11/2016 14:11 | WG848694 |

## Metals (ICP) by Method 6010B

| Analyte | Result mg/kg | Qualifier | RDL mg/kg | Dilution | Analysis date / time | Batch |
|---|---|---|---|---|---|---|
| Antimony | ND | | 2.00 | 1 | 02/12/2016 17:07 | WG848683 |
| Lead | 222 | | 0.500 | 1 | 02/12/2016 17:07 | WG848683 |

## Total Solids by Method 2540 G-2011

| Analyte | Result % | Qualifier | Dilution | Analysis date / time | Batch |
|---|---|---|---|---|---|
| Total Solids | 83.6 | | 1 | 02/11/2016 14:11 | WG848694 |

## Metals (ICP) by Method 6010B

| Analyte | Result mg/kg | Qualifier | RDL mg/kg | Dilution | Analysis date / time | Batch |
|---|---|---|---|---|---|---|
| Antimony | ND | | 2.00 | 1 | 02/12/2016 17:11 | WG848683 |
| Lead | 23.0 | | 0.500 | 1 | 02/12/2016 17:11 | WG848683 |

## Total Solids by Method 2540 G-2011

| Analyte | Result % | Qualifier | Dilution | Analysis date / time | Batch |
|---|---|---|---|---|---|
| Total Solids | 85.0 | | 1 | 02/11/2016 14:11 | WG848694 |

## Metals (ICP) by Method 6010B

| Analyte | Result mg/kg | Qualifier | RDL mg/kg | Dilution | Analysis date / time | Batch |
|---|---|---|---|---|---|---|
| Antimony | ND | | 2.00 | 1 | 02/12/2016 17:20 | WG848683 |
| Lead | 115 | | 0.500 | 1 | 02/12/2016 17:20 | WG848683 |

## Total Solids by Method 2540 G-2011

| Analyte | Result % | Qualifier | Dilution | Analysis date / time | Batch |
|---|---|---|---|---|---|
| Total Solids | 85.9 | | 1 | 02/11/2016 14:11 | WG848694 |

## Metals (ICP) by Method 6010B

| Analyte | Result mg/kg | Qualifier | RDL mg/kg | Dilution | Analysis date / time | Batch |
|---|---|---|---|---|---|---|
| Antimony | ND | | 2.00 | 1 | 02/12/2016 17:23 | WG848683 |
| Lead | 56.6 | | 0.500 | 1 | 02/12/2016 17:23 | WG848683 |

## Total Solids by Method 2540 G-2011

| Analyte | Result % | Qualifier | Dilution | Analysis date / time | Batch |
|---|---|---|---|---|---|
| Total Solids | 88.8 | | 1 | 02/11/2016 14:11 | WG848694 |

## Metals (ICP) by Method 6010B

| Analyte | Result mg/kg | Qualifier | RDL mg/kg | Dilution | Analysis date / time | Batch |
|---|---|---|---|---|---|---|
| Antimony | ND | | 2.00 | 1 | 02/12/2016 17:26 | WG848683 |
| Lead | 24.2 | | 0.500 | 1 | 02/12/2016 17:26 | WG848683 |

## Total Solids by Method 2540 G-2011

| Analyte | Result % | Qualifier | Dilution | Analysis date / time | Batch |
|---|---|---|---|---|---|
| Total Solids | 85.9 | | 1 | 02/11/2016 14:11 | WG848694 |

## Metals (ICP) by Method 6010B

| Analyte | Result mg/kg | Qualifier | RDL mg/kg | Dilution | Analysis date / time | Batch |
|---|---|---|---|---|---|---|
| Antimony | ND | | 2.00 | 1 | 02/12/2016 17:29 | WG848683 |
| Lead | 8.88 | | 0.500 | 1 | 02/12/2016 17:29 | WG848683 |

## Total Solids by Method 2540 G-2011

| Analyte | Result % | Qualifier | Dilution | Analysis date / time | Batch |
|---|---|---|---|---|---|
| Total Solids | 89.8 | | 1 | 02/11/2016 14:11 | WG848694 |

## Metals (ICP) by Method 6010B

| Analyte | Result mg/kg | Qualifier | RDL mg/kg | Dilution | Analysis date / time | Batch |
|---|---|---|---|---|---|---|
| Antimony | ND | | 2.00 | 1 | 02/12/2016 17:32 | WG848683 |
| Lead | 111 | | 0.500 | 1 | 02/12/2016 17:32 | WG848683 |

## Total Solids by Method 2540 G-2011

| Analyte | Result % | Qualifier | Dilution | Analysis date / time | Batch |
|---|---|---|---|---|---|
| Total Solids | 87.9 | | 1 | 02/11/2016 14:11 | WG848694 |

## Metals (ICP) by Method 6010B

| Analyte | Result mg/kg | Qualifier | RDL mg/kg | Dilution | Analysis date / time | Batch |
|---|---|---|---|---|---|---|
| Antimony | ND | | 2.00 | 1 | 02/12/2016 17:35 | WG848683 |
| Lead | 8.53 | | 0.500 | 1 | 02/12/2016 17:35 | WG848683 |

## Total Solids by Method 2540 G-2011

| Analyte | Result % | Qualifier | Dilution | Analysis date / time | Batch |
|---|---|---|---|---|---|
| Total Solids | 88.6 | | 1 | 02/11/2016 14:11 | WG848694 |

## Metals (ICP) by Method 6010B

| Analyte | Result mg/kg | Qualifier | RDL mg/kg | Dilution | Analysis date / time | Batch |
|---|---|---|---|---|---|---|
| Antimony | ND | | 2.00 | 1 | 02/12/2016 17:38 | WG848683 |
| Lead | 8.06 | | 0.500 | 1 | 02/12/2016 17:38 | WG848683 |

## Total Solids by Method 2540 G-2011

| Analyte | Result % | Qualifier | Dilution | Analysis date / time | Batch |
|---|---|---|---|---|---|
| Total Solids | 87.6 | | 1 | 02/11/2016 14:11 | WG848694 |

## Metals (ICP) by Method 6010B

| Analyte | Result mg/kg | Qualifier | RDL mg/kg | Dilution | Analysis date / time | Batch |
|---|---|---|---|---|---|---|
| Antimony | ND | | 2.00 | 1 | 02/12/2016 17:41 | WG848683 |
| Lead | 20.2 | | 0.500 | 1 | 02/12/2016 17:41 | WG848683 |

## Total Solids by Method 2540 G-2011

| Analyte | Result % | Qualifier | Dilution | Analysis date / time | Batch |
|---|---|---|---|---|---|
| Total Solids | 87.2 | | 1 | 02/11/2016 14:01 | WG848695 |

## Metals (ICP) by Method 6010B

| Analyte | Result mg/kg | Qualifier | RDL mg/kg | Dilution | Analysis date / time | Batch |
|---|---|---|---|---|---|---|
| Antimony | ND | | 2.00 | 1 | 02/12/2016 17:44 | WG848683 |
| Lead | 7.25 | | 0.500 | 1 | 02/12/2016 17:44 | WG848683 |

## Total Solids by Method 2540 G-2011

| Analyte | Result % | Qualifier | Dilution | Analysis date / time | Batch |
|---|---|---|---|---|---|
| Total Solids | 80.0 | | 1 | 02/11/2016 14:01 | WG848695 |

## Metals (ICP) by Method 6010B

| Analyte | Result mg/kg | Qualifier | RDL mg/kg | Dilution | Analysis date / time | Batch |
|---|---|---|---|---|---|---|
| Antimony | ND | | 2.00 | 1 | 02/12/2016 17:47 | WG848683 |
| Lead | 151 | | 0.500 | 1 | 02/12/2016 17:47 | WG848683 |

## Total Solids by Method 2540 G-2011

| Analyte | Result % | Qualifier | Dilution | Analysis date / time | Batch |
|---|---|---|---|---|---|
| Total Solids | 85.5 | | 1 | 02/11/2016 14:01 | WG848695 |

## Metals (ICP) by Method 6010B

| Analyte | Result mg/kg | Qualifier | RDL mg/kg | Dilution | Analysis date / time | Batch |
|---|---|---|---|---|---|---|
| Antimony | ND | | 2.00 | 1 | 02/12/2016 17:57 | WG848683 |
| Lead | 10.8 | | 0.500 | 1 | 02/12/2016 17:57 | WG848683 |

## Total Solids by Method 2540 G-2011

| Analyte | Result % | Qualifier | Dilution | Analysis date / time | Batch |
|---|---|---|---|---|---|
| Total Solids | 77.0 | | 1 | 02/11/2016 14:01 | WG848695 |

## Metals (ICP) by Method 6010B

| Analyte | Result mg/kg | Qualifier | RDL mg/kg | Dilution | Analysis date / time | Batch |
|---|---|---|---|---|---|---|
| Antimony | ND | | 2.00 | 1 | 02/12/2016 18:00 | WG848683 |
| Lead | 11.5 | | 0.500 | 1 | 02/12/2016 18:00 | WG848683 |

## Metals (ICP) by Method 6010B

| Analyte | Result mg/l | Qualifier | RDL mg/l | Dilution | Analysis date / time | Batch |
|---|---|---|---|---|---|---|
| Antimony | ND | | 0.0100 | 1 | 02/12/2016 20:37 | WG848855 |
| Lead | ND | | 0.00500 | 1 | 02/12/2016 20:37 | WG848855 |

## Total Solids by Method 2540 G-2011

| Analyte | Result % | Qualifier | Dilution | Analysis date / time | Batch |
|---|---|---|---|---|---|
| Total Solids | 87.0 | | 1 | 02/11/2016 14:01 | WG848695 |

## Metals (ICP) by Method 6010B

| Analyte | Result mg/kg | Qualifier | RDL mg/kg | Dilution | Analysis date / time | Batch |
|---|---|---|---|---|---|---|
| Antimony | ND | | 2.00 | 1 | 02/12/2016 18:03 | WG848683 |
| Lead | 21.7 | | 0.500 | 1 | 02/12/2016 18:03 | WG848683 |

## Total Solids by Method 2540 G-2011

| Analyte | Result % | Qualifier | Dilution | Analysis date / time | Batch |
|---|---|---|---|---|---|
| Total Solids | 84.1 | | 1 | 02/11/2016 14:01 | WG848695 |

## Metals (ICP) by Method 6010B

| Analyte | Result mg/kg | Qualifier | RDL mg/kg | Dilution | Analysis date / time | Batch |
|---|---|---|---|---|---|---|
| Antimony | ND | | 2.00 | 1 | 02/12/2016 18:06 | WG848683 |
| Lead | 26.9 | | 0.500 | 1 | 02/12/2016 18:06 | WG848683 |

## Total Solids by Method 2540 G-2011

| Analyte | Result % | Qualifier | Dilution | Analysis date / time | Batch |
|---|---|---|---|---|---|
| Total Solids | 87.5 | | 1 | 02/11/2016 14:01 | WG848695 |

## Metals (ICP) by Method 6010B

| Analyte | Result mg/kg | Qualifier | RDL mg/kg | Dilution | Analysis date / time | Batch |
|---|---|---|---|---|---|---|
| Antimony | ND | | 2.00 | 1 | 02/12/2016 18:09 | WG848683 |
| Lead | 50.1 | | 0.500 | 1 | 02/12/2016 18:09 | WG848683 |

## Total Solids by Method 2540 G-2011

| Analyte | Result % | Qualifier | Dilution | Analysis date / time | Batch |
|---|---|---|---|---|---|
| Total Solids | 87.4 | | 1 | 02/11/2016 14:01 | WG848695 |

## Metals (ICP) by Method 6010B

| Analyte | Result mg/kg | Qualifier | RDL mg/kg | Dilution | Analysis date / time | Batch |
|---|---|---|---|---|---|---|
| Antimony | ND | | 2.00 | 1 | 02/12/2016 18:12 | WG848683 |
| Lead | 580 | | 0.500 | 1 | 02/12/2016 18:12 | WG848683 |

## Total Solids by Method 2540 G-2011

| Analyte | Result % | Qualifier | Dilution | Analysis date / time | Batch |
|---|---|---|---|---|---|
| Total Solids | 84.2 | | 1 | 02/11/2016 14:01 | WG848695 |

## Metals (ICP) by Method 6010B

| Analyte | Result mg/kg | Qualifier | RDL mg/kg | Dilution | Analysis date / time | Batch |
|---|---|---|---|---|---|---|
| Antimony | ND | | 2.00 | 1 | 02/12/2016 18:15 | WG848683 |
| Lead | 27.1 | | 0.500 | 1 | 02/12/2016 18:15 | WG848683 |

## Total Solids by Method 2540 G-2011

| Analyte | Result % | Qualifier | Dilution | Analysis date / time | Batch |
|---|---|---|---|---|---|
| Total Solids | 85.9 | | 1 | 02/11/2016 14:01 | WG848695 |

## Metals (ICP) by Method 6010B

| Analyte | Result mg/kg | Qualifier | RDL mg/kg | Dilution | Analysis date / time | Batch |
|---|---|---|---|---|---|---|
| Antimony | ND | J6 | 2.00 | 1 | 02/12/2016 16:52 | WG848683 |
| Lead | 19.3 | | 0.500 | 1 | 02/12/2016 16:52 | WG848683 |

## Total Solids by Method 2540 G-2011

| Analyte | Result % | Qualifier | Dilution | Analysis date / time | Batch |
|---|---|---|---|---|---|
| Total Solids | 84.2 | | 1 | 02/11/2016 13:52 | WG848696 |

## Metals (ICP) by Method 6010B

| Analyte | Result mg/kg | Qualifier | RDL mg/kg | Dilution | Analysis date / time | Batch |
|---|---|---|---|---|---|---|
| Antimony | ND | | 2.00 | 1 | 02/12/2016 18:48 | WG848684 |
| Lead | 21.0 | | 0.500 | 1 | 02/12/2016 18:48 | WG848684 |

## Total Solids by Method 2540 G-2011

| Analyte | Result % | Qualifier | Dilution | Analysis date / time | Batch |
|---|---|---|---|---|---|
| Total Solids | 83.2 | | 1 | 02/11/2016 13:52 | WG848696 |

## Metals (ICP) by Method 6010B

| Analyte | Result mg/kg | Qualifier | RDL mg/kg | Dilution | Analysis date / time | Batch |
|---|---|---|---|---|---|---|
| Antimony | ND | | 2.00 | 1 | 02/12/2016 18:52 | WG848684 |
| Lead | 51.1 | | 0.500 | 1 | 02/12/2016 18:52 | WG848684 |

## Total Solids by Method 2540 G-2011

| Analyte | Result % | Qualifier | Dilution | Analysis date / time | Batch |
|---|---|---|---|---|---|
| Total Solids | 80.6 | | 1 | 02/11/2016 13:52 | WG848696 |

## Metals (ICP) by Method 6010B

| Analyte | Result mg/kg | Qualifier | RDL mg/kg | Dilution | Analysis date / time | Batch |
|---|---|---|---|---|---|---|
| Antimony | ND | | 2.00 | 1 | 02/12/2016 19:01 | WG848684 |
| Lead | 21.8 | | 0.500 | 1 | 02/12/2016 19:01 | WG848684 |

## Total Solids by Method 2540 G-2011

| Analyte | Result % | Qualifier | Dilution | Analysis date / time | Batch |
|---|---|---|---|---|---|
| Total Solids | 84.3 | | 1 | 02/11/2016 13:52 | WG848696 |

## Metals (ICP) by Method 6010B

| Analyte | Result mg/kg | Qualifier | RDL mg/kg | Dilution | Analysis date / time | Batch |
|---|---|---|---|---|---|---|
| Antimony | ND | | 2.00 | 1 | 02/12/2016 19:04 | WG848684 |
| Lead | 33.3 | | 0.500 | 1 | 02/12/2016 19:04 | WG848684 |

## Total Solids by Method 2540 G-2011

| Analyte | Result % | Qualifier | Dilution | Analysis date / time | Batch |
|---|---|---|---|---|---|
| Total Solids | 86.8 | | 1 | 02/11/2016 13:52 | WG848696 |

## Metals (ICP) by Method 6010B

| Analyte | Result mg/kg | Qualifier | RDL mg/kg | Dilution | Analysis date / time | Batch |
|---|---|---|---|---|---|---|
| Antimony | ND | | 2.00 | 1 | 02/12/2016 19:07 | WG848684 |
| Lead | 41.6 | | 0.500 | 1 | 02/12/2016 19:07 | WG848684 |

## Total Solids by Method 2540 G-2011

| Analyte | Result % | Qualifier | Dilution | Analysis date / time | Batch |
|---|---|---|---|---|---|
| Total Solids | 83.9 | | 1 | 02/11/2016 13:52 | WG848696 |

## Metals (ICP) by Method 6010B

| Analyte | Result mg/kg | Qualifier | RDL mg/kg | Dilution | Analysis date / time | Batch |
|---|---|---|---|---|---|---|
| Antimony | ND | | 2.00 | 1 | 02/12/2016 19:10 | WG848684 |
| Lead | 17.0 | | 0.500 | 1 | 02/12/2016 19:10 | WG848684 |

## Total Solids by Method 2540 G-2011

| Analyte | Result % | Qualifier | Dilution | Analysis date / time | Batch |
|---|---|---|---|---|---|
| Total Solids | 88.4 | | 1 | 02/11/2016 13:52 | WG848696 |

## Metals (ICP) by Method 6010B

| Analyte | Result mg/kg | Qualifier | RDL mg/kg | Dilution | Analysis date / time | Batch |
|---|---|---|---|---|---|---|
| Antimony | ND | | 2.00 | 1 | 02/12/2016 19:13 | WG848684 |
| Lead | 53.7 | | 0.500 | 1 | 02/12/2016 19:13 | WG848684 |

## Total Solids by Method 2540 G-2011

| Analyte | Result % | Qualifier | Dilution | Analysis date / time | Batch |
|---|---|---|---|---|---|
| Total Solids | 88.1 | | 1 | 02/11/2016 13:52 | WG848696 |

## Metals (ICP) by Method 6010B

| Analyte | Result mg/kg | Qualifier | RDL mg/kg | Dilution | Analysis date / time | Batch |
|---|---|---|---|---|---|---|
| Antimony | 3.52 | | 2.00 | 1 | 02/12/2016 19:16 | WG848684 |
| Lead | 210 | | 0.500 | 1 | 02/12/2016 19:16 | WG848684 |

## Total Solids by Method 2540 G-2011

| Analyte | Result % | Qualifier | Dilution | Analysis date / time | Batch |
|---|---|---|---|---|---|
| Total Solids | 92.0 | | 1 | 02/11/2016 13:52 | WG848696 |

## Metals (ICP) by Method 6010B

| Analyte | Result mg/kg | Qualifier | RDL mg/kg | Dilution | Analysis date / time | Batch |
|---|---|---|---|---|---|---|
| Antimony | ND | | 2.00 | 1 | 02/12/2016 18:33 | WG848684 |
| Lead | 26.6 | | 0.500 | 1 | 02/12/2016 18:33 | WG848684 |

## Total Solids by Method 2540 G-2011

| Analyte | Result % | Qualifier | Dilution | Analysis date / time | Batch |
|---|---|---|---|---|---|
| Total Solids | 91.4 | | 1 | 02/11/2016 13:52 | WG848696 |

## Metals (ICP) by Method 6010B

| Analyte | Result mg/kg | Qualifier | RDL mg/kg | Dilution | Analysis date / time | Batch |
|---|---|---|---|---|---|---|
| Antimony | 3.05 | | 2.00 | 1 | 02/12/2016 19:19 | WG848684 |
| Lead | 189 | | 0.500 | 1 | 02/12/2016 19:19 | WG848684 |

## Method Blank (MB)

(MB) 02/11/16 14:11

| Analyte | MB Result | MB Qualifier | MB RDL |
|---|---|---|---|
| | % | | % |
| Total Solids | 0.00100 | | |

## L817041-02 Original Sample (OS) • Duplicate (DUP)

(OS) 02/11/16 14:11 • (DUP) 02/11/16 14:11

| Analyte | Original Result | DUP Result | Dilution | DUP RPD | DUP Qualifier | DUP RPD Limits |
|---|---|---|---|---|---|---|
| | % | % | | % | | % |
| Total Solids | 83.6 | 84.0 | 1 | 0.490 | | 5 |

## Laboratory Control Sample (LCS)

(LCS) 02/11/16 14:11

| Analyte | Spike Amount | LCS Result | LCS Rec. | Rec. Limits | LCS Qualifier |
|---|---|---|---|---|---|
| | % | % | % | % | |
| Total Solids | 50.0 | 50.0 | 99.9 | 85.0-115 | |

## Method Blank (MB)

(MB) 02/11/16 14:01

| Analyte | MB Result | MB Qualifier | MB RDL |
|---|---|---|---|
| | % | | % |
| Total Solids | 0.00100 | | |

## L817041-17 Original Sample (OS) • Duplicate (DUP)

(OS) 02/11/16 14:01 • (DUP) 02/11/16 14:01

| Analyte | Original Result | DUP Result | Dilution | DUP RPD | DUP Qualifier | DUP RPD Limits |
|---|---|---|---|---|---|---|
| | % | % | | % | | % |
| Total Solids | 84.1 | 83.9 | 1 | 0.259 | | 5 |

## Laboratory Control Sample (LCS)

(LCS) 02/11/16 14:01

| Analyte | Spike Amount | LCS Result | LCS Rec. | Rec. Limits | LCS Qualifier |
|---|---|---|---|---|---|
| | % | % | % | % | |
| Total Solids | 50.0 | 49.9 | 99.9 | 85.0-115 | |

## Method Blank (MB)

(MB) 02/11/16 13:52

| Analyte | MB Result % | MB Qualifier | MB RDL % |
|---|---|---|---|
| Total Solids | 0.000500 | | |

## L817041-24 Original Sample (OS) • Duplicate (DUP)

(OS) 02/11/16 13:52 • (DUP) 02/11/16 13:52

| Analyte | Original Result % | DUP Result % | Dilution | DUP RPD % | DUP Qualifier | DUP RPD Limits % |
|---|---|---|---|---|---|---|
| Total Solids | 80.6 | 80.8 | 1 | 0.189 | | 5 |

## Laboratory Control Sample (LCS)

(LCS) 02/11/16 13:52

| Analyte | Spike Amount % | LCS Result % | LCS Rec. % | Rec. Limits % | LCS Qualifier |
|---|---|---|---|---|---|
| Total Solids | 50.0 | 49.9 | 99.9 | 85.0-115 | |

## Method Blank (MB)

(MB) 02/12/16 16:43

| Analyte | MB Result mg/kg | MB Qualifier | MB RDL mg/kg |
|---|---|---|---|
| Antimony | ND | | 2.00 |
| Lead | ND | | 0.500 |

## Laboratory Control Sample (LCS) • Laboratory Control Sample Duplicate (LCSD)

(LCS) 02/12/16 16:46 • (LCSD) 02/12/16 16:49

| Analyte | Spike Amount mg/kg | LCS Result mg/kg | LCSD Result mg/kg | LCS Rec. % | LCSD Rec. % | Rec. Limits % | LCS Qualifier | LCSD Qualifier | RPD % | RPD Limits % |
|---|---|---|---|---|---|---|---|---|---|---|
| Antimony | 100 | 92.5 | 98.7 | 93 | 99 | 80-120 | | | 6 | 20 |
| Lead | 100 | 93.3 | 99.7 | 93 | 100 | 80-120 | | | 7 | 20 |

## L817041-21 Original Sample (OS) • Matrix Spike (MS) • Matrix Spike Duplicate (MSD)

(OS) 02/12/16 16:52 • (MS) 02/12/16 17:01 • (MSD) 02/12/16 17:04

| Analyte | Spike Amount mg/kg | Original Result mg/kg | MS Result mg/kg | MSD Result mg/kg | MS Rec. % | MSD Rec. % | Dilution | Rec. Limits % | MS Qualifier | MSD Qualifier | RPD % | RPD Limits % |
|---|---|---|---|---|---|---|---|---|---|---|---|---|
| Antimony | 100 | ND | 73.4 | 77.2 | 73 | 77 | 1 | 75-125 | J6 | | 5 | 20 |
| Lead | 100 | 19.3 | 116 | 115 | 97 | 96 | 1 | 75-125 | | | 1 | 20 |

## Method Blank (MB)

(MB) 02/12/16 18:25

| Analyte | MB Result mg/kg | MB Qualifier | MB RDL mg/kg |
|---|---|---|---|
| Antimony | ND | | 2.00 |
| Lead | ND | | 0.500 |

## Laboratory Control Sample (LCS) • Laboratory Control Sample Duplicate (LCSD)

(LCS) 02/12/16 18:27 • (LCSD) 02/12/16 18:30

| Analyte | Spike Amount mg/kg | LCS Result mg/kg | LCSD Result mg/kg | LCS Rec. % | LCSD Rec. % | Rec. Limits % | LCS Qualifier | LCSD Qualifier | RPD % | RPD Limits % |
|---|---|---|---|---|---|---|---|---|---|---|
| Antimony | 100 | 98.8 | 103 | 99 | 103 | 80-120 | | | 4 | 20 |
| Lead | 100 | 100 | 105 | 100 | 105 | 80-120 | | | 5 | 20 |

## L817041-30 Original Sample (OS) • Matrix Spike (MS) • Matrix Spike Duplicate (MSD)

(OS) 02/12/16 18:33 • (MS) 02/12/16 18:42 • (MSD) 02/12/16 18:45

| Analyte | Spike Amount mg/kg | Original Result mg/kg | MS Result mg/kg | MSD Result mg/kg | MS Rec. % | MSD Rec. % | Dilution | Rec. Limits % | MS Qualifier | MSD Qualifier | RPD % | RPD Limits % |
|---|---|---|---|---|---|---|---|---|---|---|---|---|
| Antimony | 100 | ND | 89.0 | 84.4 | 89 | 84 | 1 | 75-125 | | | 5 | 20 |
| Lead | 100 | 26.6 | 131 | 131 | 105 | 105 | 1 | 75-125 | | | 0 | 20 |

# QUALITY CONTROL SUMMARY

L817041-15





## Method Blank (MB)

(MB) 02/12/16 19:28

| Analyte | MB Result mg/l | MB Qualifier | MB RDL mg/l |
|---|---|---|---|
| Antimony | ND | | 0.0100 |
| Lead | ND | | 0.00500 |

## Laboratory Control Sample (LCS) • Laboratory Control Sample Duplicate (LCSD)

(LCS) 02/12/16 19:31 • (LCSD) 02/12/16 19:34

| Analyte | Spike Amount mg/l | LCS Result mg/l | LCSD Result mg/l | LCS Rec. % | LCSD Rec. % | Rec. Limits % | LCS Qualifier | LCSD Qualifier | RPD % | RPD Limits % |
|---|---|---|---|---|---|---|---|---|---|---|
| Antimony | 1.00 | 1.06 | 1.06 | 106 | 106 | 80-120 | | | 0 | 20 |
| Lead | 1.00 | 1.06 | 1.06 | 106 | 106 | 80-120 | | | 0 | 20 |

## L817219-04 Original Sample (OS) • Matrix Spike (MS) • Matrix Spike Duplicate (MSD)

(OS) 02/12/16 19:37 • (MS) 02/12/16 19:43 • (MSD) 02/12/16 19:46

| Analyte | Spike Amount mg/l | Original Result mg/l | MS Result mg/l | MSD Result mg/l | MS Rec. % | MSD Rec. % | Dilution | Rec. Limits % | MS Qualifier | MSD Qualifier | RPD % | RPD Limits % |
|---|---|---|---|---|---|---|---|---|---|---|---|---|
| Antimony | 1.00 | 0.000957 | 1.07 | 1.07 | 107 | 107 | 1 | 75-125 | | | 0 | 20 |
| Lead | 1.00 | 0.00239 | 1.06 | 1.06 | 106 | 106 | 1 | 75-125 | | | 0 | 20 |

1 Cp
2 Tc
3 Ss
4 Cn
5 Sr
6 Qc
7 Gl
8 Al
9 Sc

## Abbreviations and Definitions

| | |
|---|---|
| SDG | Sample Delivery Group. |
| MDL | Method Detection Limit. |
| RDL | Reported Detection Limit. |
| ND,U | Not detected at the Reporting Limit (or MDL where applicable). |
| RPD | Relative Percent Difference. |
| (dry) | Results are reported based on the dry weight of the sample. [this will only be present on a dry report basis for soils]. |
| Original Sample | The non-spiked sample in the prep batch used to determine the Relative Percent Difference (RPD) from a quality control sample. The Original Sample may not be included within the reported SDG. |
| (S) | Surrogate (Surrogate Standard) - Analytes added to every blank, sample, Laboratory Control Sample/Duplicate and Matrix Spike/Duplicate; used to evaluate analytical efficiency by measuring recovery. Surrogates are not expected to be detected in all environmental media. |
| Rec. | Recovery. |
| SDL | Sample Detection Limit. |
| MQL | Method Quantitation Limit. |
| Unadj. MQL | Unadjusted Method Quantitation Limit. |

| Qualifier | Description |
|---|---|
| J6 | The sample matrix interfered with the ability to make any accurate determination; spike value is low. |

# ACCREDITATIONS & LOCATIONS

ONE LAB. NATIONWIDE.



ESC Lab Sciences is the only environmental laboratory accredited/certified to support your work nationwide from one location. One phone call, one point of contact, one laboratory. No other lab is as accessible or prepared to handle your needs throughout the country. Our capacity and capability from our single location laboratory is comparable to the collective totals of the network laboratories in our industry. The most significant benefit to our "one location" design is the design of our laboratory campus. The model is conducive to accelerated productivity, decreasing turn-around time, and preventing cross contamination, thus protecting sample integrity. Our focus on premium quality and prompt service allows us to be **YOUR LAB OF CHOICE.**

***** Not all certifications held by the laboratory are applicable to the results reported in the attached report.

## State Accreditations

| | |
|---|---|
| Alabama | 40660 |
| Alaska | UST-080 |
| Arizona | AZ0612 |
| Arkansas | 88-0469 |
| California | 01157CA |
| Colorado | TN00003 |
| Conneticut | PH-0197 |
| Florida | E87487 |
| Georgia | NELAP |
| Georgia [1] | 923 |
| Idaho | TN00003 |
| Illinois | 200008 |
| Indiana | C-TN-01 |
| Iowa | 364 |
| Kansas | E-10277 |
| Kentucky [1] | 90010 |
| Kentucky [2] | 16 |
| Louisiana | AI30792 |
| Maine | TN0002 |
| Maryland | 324 |
| Massachusetts | M-TN003 |
| Michigan | 9958 |
| Minnesota | 047-999-395 |
| Mississippi | TN00003 |
| Missouri | 340 |
| Montana | CERT0086 |
| Nebraska | NE-OS-15-05 |
| Nevada | TN-03-2002-34 |
| New Hampshire | 2975 |
| New Jersey–NELAP | TN002 |
| New Mexico | TN00003 |
| New York | 11742 |
| North Carolina | Env375 |
| North Carolina [1] | DW21704 |
| North Carolina [2] | 41 |
| North Dakota | R-140 |
| Ohio–VAP | CL0069 |
| Oklahoma | 9915 |
| Oregon | TN200002 |
| Pennsylvania | 68-02979 |
| Rhode Island | 221 |
| South Carolina | 84004 |
| South Dakota | n/a |
| Tennessee [1 4] | 2006 |
| Texas | T 104704245-07-TX |
| Texas [5] | LAB0152 |
| Utah | 6157585858 |
| Vermont | VT2006 |
| Virginia | 109 |
| Washington | C1915 |
| West Virginia | 233 |
| Wisconsin | 9980939910 |
| Wyoming | A2LA |

## Third Party & Federal Accreditations

| | |
|---|---|
| A2LA – ISO 17025 | 1461.01 |
| A2LA – ISO 17025 [5] | 1461.02 |
| Canada | 1461.01 |
| EPA–Crypto | TN00003 |
| AIHA | 100789 |
| DOD | 1461.01 |
| USDA | S-67674 |

[1] Drinking Water [2] Underground Storage Tanks [3] Aquatic Toxicity [4] Chemical/Microbiological [5] Mold [n/a] Accreditation not applicable

## Our Locations

ESC Lab Sciences has sixty-four client support centers that provide sample pickup and/or the delivery of sampling supplies. If you would like assistance from one of our support offices, please contact our main office. **ESC Lab Sciences performs all testing at our central laboratory.**

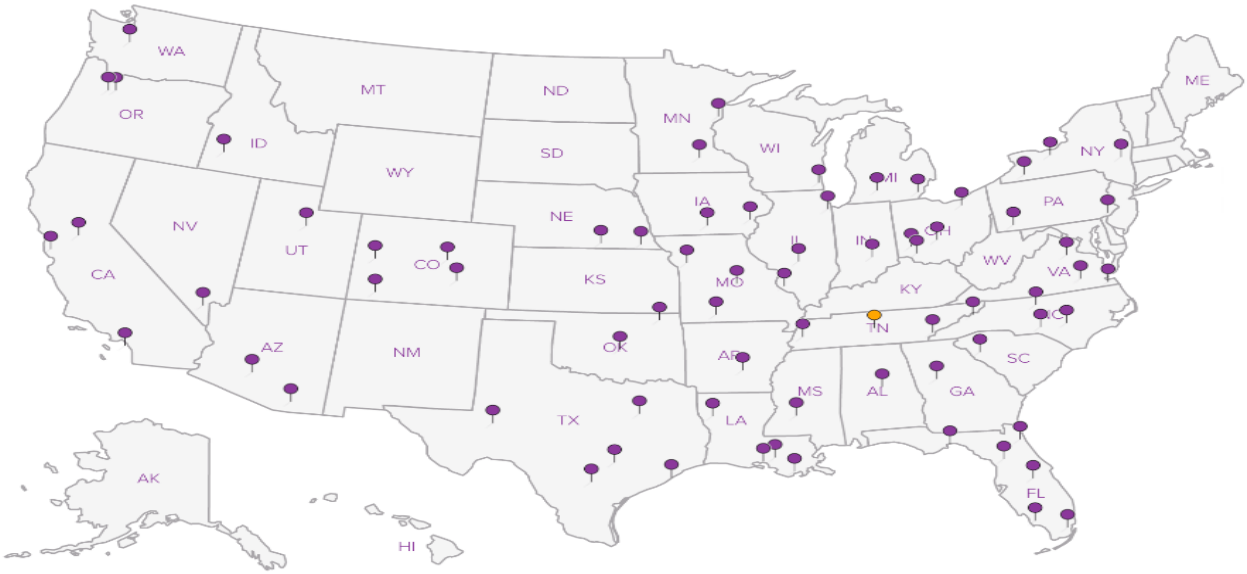

Chain of Custody Page 1 of 4

ESC LAB SCIENCES

YOUR LAB OF CHOICE

12065 Lebanon Rd
Mount Juliet, TN 37122
Phone: 615-758-5858
Phone: 800-767-5859
Fax: 615-758-5859

L# 817641

D161

Acctnum: ENVIRONGCO

Template:

Prelogin:

TSR: 288 - Daphne Richards

PO:

Shipped Via:

**Envirocon**
101 International Dr
~~651 Corporate Circle Ste 114~~
~~Golden, CO 80020~~
Missoula, MT 59808

Billing Information:
~~Gene McNutt~~
~~651 Corporate Circle Ste 114~~
~~Golden, CO 80020~~

Report to: Elizabeth Miladragovich

Email To: lmiladragovich@envirocon.com

Project Description: BBGRR23 Ft. McClellan

City/State Collected: Anniston, AL

Phone: ~~303-215-0187~~
Fax: 406 565 7576

Client Project # 14950001

Lab Project #

Collected by (print): Elizabeth Miladragovich

Site/Facility ID # Range 23

P.O. # ENVIRONGCO-1210145

Collected by (signature):

Immediately Packed on Ice N X Y ___

**Rush?** (Lab MUST Be Notified)
___ Same Day ....200%
X Next Day ....100%
___ Two Day ....50%
___ Three Day ....25%

Date Results Needed

Email? ___No X Yes
FAX? ___No ___Yes

Analysis / Container / Preservative: 100103-Pb, Sb

| Sample ID | Comp/Grab | Matrix * | Depth | Date | Time | No. of Cntrs | 100103-Pb, Sb | Rem./Contaminant | Sample # (lab only) |
|---|---|---|---|---|---|---|---|---|---|
| R23P079-POSTXCSSE20-SW2R | grab | SS | | 2/10/16 | 10:50 | 1 | X | | 01 |
| R23P079-POSTXCSSB19-SW3R | | | | | 10:55 | 1 | X | | 02 |
| R23P079-POSTXCSSB21-SW2R | | | | | 10:58 | 1 | X | | 03 |
| R23P079-POSTXCSSD22-SW1 | | | | | 11:14 | 1 | X | | 04 |
| R23P079Q-POSTXCSSD22-SW2 | | | | | 11:16 | 1 | X | | 05 |
| R23P079Q-POSTXCSSD22-SW3 | | | | | 11:19 | 1 | X | | 06 |
| R23P079Q-POSTXCSSD22-SW4 | | | | | 11:21 | 1 | X | | 07 |
| R23P079Q-POSTXCSSD22-SW5 | | | | | 11:23 | 1 | X | | 08 |
| R23P079Q-POSTXCSSD22-SW6 | | | | | 11:25 | 1 | X | | 09 |
| R23P079Q-POSTXCSSD16-SW1 | | | | | 11:40 | 1 | X | | 10 |

Matrix: SS - Soil GW - Groundwater WW - WasteWater DW - Drinking Water OT - Other_____

pH _____ Temp _____

Flow _____ Other _____

65735223526 2

Remarks:

Hold #

| Relinquished by : (Signature) | Date: | Time: | Received by: (Signature) |
|---|---|---|---|
| | 2/10/16 | 14:30 | |
| Relinquished by : (Signature) | Date: | Time: | Received by: (Signature) |
| | | | |
| Relinquished by : (Signature) | Date: | Time: | Received for lab by: (Signature) |
| | | | |

Samples returned via: ☐ UPS ☒ FedEx ☐ Courier ☐ ____

Temp: 2.6 °C Bottles Received: 31

Date: 2-11-16 Time: 0900

Condition: (lab use only) DRIP

COC Seal Intact: ___Y ___N ___NA

pH Checked: NCF:

Chain of Custody Page 2 of 4

ESC LAB SCIENCES
YOUR LAB OF CHOICE
12065 Lebanon Rd
Mount Juliet, TN 37122
Phone: 615-758-5858
Phone: 800-767-5859
Fax: 615-758-5859

**Envirocon**
101 International Dr
~~651 Corporate Circle Ste 114~~
~~Golden, CO 80020~~
Missoula, MT 59808

Billing Information:
~~Gene McNutt~~
~~651 Corporate Circle Ste 114~~
~~Golden, CO 80020~~

Report to: Elizabeth Milodragovich
Email To: lmilodragovich@envirocon.com
Project Description: BBGRR23 Ft. McClellan
City/State Collected: Anniston, AL
Phone: ~~303-215-0187~~
Fax: 406 565 7576
Client Project # 1495001
Lab Project #
Collected by (print): Elizabeth Milodragovich
Site/Facility ID # Range 23
P.O. # ENVIRONGCO-1210145
Collected by (signature):
Date Results Needed
Immediately Packed on Ice N X Y ___

Rush? (Lab MUST Be Notified)
___ Same Day ....200%
X Next Day ....100%
___ Two Day ....50%
___ Three Day ....25%

Email? ___No X Yes
FAX? ___No ___Yes

L# 817641
Table #
Acctnum: ENVIRONGCO
Template:
Prelogin:
TSR: 288 - Daphne Richards
PB:
Shipped Via:

Analysis / Container / Preservative: LeDTS-PH, SS

| Sample ID | Comp/Grab | Matrix * | Depth | Date | Time | No. of Cntrs | | Rem./Contaminant | Sample # (lab only) |
|---|---|---|---|---|---|---|---|---|---|
| R23P079Q-POSTXCSSD16-SW2 | grab | SS | | 2/10/16 | 11:43 | 1 | X | | 11 |
| R23P079Q-POSTXCSSD16-SW3 | | | | | 11:45 | 1 | X | | 12 |
| R23P079Q-POSTXCSSD16-SW4 | | | | | 11:48 | 1 | X | | 13 |
| R23P079Q-POSTXCSSD16-SW5 | | | | | 11:50 | 1 | X | | 14 |
| R23P079Q-RINSE-6 | | WW | | | ~~11:57 12:08~~ | 1 | X | | 15 |
| R23P079Q-POSTXCSSA1-SW1 | Grab | SS | | | 12:08 | 1 | X | | 16 |
| R23P079Q-POSTXCSSA1-SW2 | | | | | 12:10 | 1 | X | | 17 |
| R23P079Q-POSTXCSSA1-SW3 | | | | | 12:13 | 1 | X | | 18 |
| R23P079Q-POSTXCSSA1-SW4 | | | | | 12:15 | 1 | X | | 19 |
| R23P079Q-POSTXCSSA1-SW5 | | | | | 12:18 | 1 | X | | 20 |

* Matrix: SS - Soil GW - Groundwater WW - WasteWater DW - Drinking Water OT - Other_____

pH _____ Temp _____
Flow _____ Other _____

**Remarks:** Rinse sample preserved w/nitric

| Relinquished by : (Signature) | Date: | Time: | Received by: (Signature) |
|---|---|---|---|
| | 2/10/16 | 14:30 | |
| Relinquished by : (Signature) | Date: | Time: | Received by: (Signature) |
| Relinquished by : (Signature) | Date: | Time: | Received for lab by: (Signature) |

Samples returned via: ☐ UPS X FedEx ☐ Courier ☐ _____
Temp: 2.6 °C Bottles Received: 31
Date: 2-11-16 Time: 0900

Hold #
Condition: (lab use only) DTBH
COC Seal Intact: ___Y ___N ___NA
pH Checked: NCF:

Chain of Custody Page 3 of 4

**ESC** LAB SCIENCES

YOUR LAB OF CHOICE

12065 Lebanon Rd
Mount Juliet, TN 37122
Phone: 615-758-5858
Phone: 800-767-5859
Fax: 615-758-5859

L# 817041

Table #

Acctnum: ENVIRONGCO

Template:

Prelogin:

TSR: 288 - Daphne Richards

PB:

Shipped Via:

**Envirocon**
101 International Dr
~~651 Corporate Circle Ste 114~~
~~Golden, CO 80020~~
Missoula, MT 59808

Billing Information:
~~Gene McNutt~~
~~651 Corporate Circle Ste 114~~
~~Golden, CO 80020~~

Report to: Elizabeth Milodragovich

Email To: lmilodragovich@envirocon.com

Project Description: BBGRR23 Ft. McClellan

City/State Collected: Anniston, AL

Phone: ~~303-215-0187~~
Fax: 4065657576

Client Project # 1495001

Lab Project #

Collected by (print): Elizabeth Milodragovich

Site/Facility ID # Range 23

P.O. # ENVIRONGCO-1210145

Collected by (signature):

Immediately Packed on Ice N ___ Y X

**Rush?** (Lab MUST Be Notified)
___ Same Day ....200%
X Next Day ....100%
___ Two Day ....50%
___ Three Day ....25%

Date Results Needed

Email? ___No X Yes
FAX? ___No ___Yes

Analysis / Container / Preservative: 601/8-8015B

| Sample ID | Comp/Grab | Matrix * | Depth | Date | Time | No. of Cntrs | 601/8-8015B | Rem./Contaminant | Sample # (lab only) |
|---|---|---|---|---|---|---|---|---|---|
| R23P079Q-POSTXCSSB1-SW1 | Grab | SS | | 2/10/16 | 12:25 | 1 | X | | 21 |
| R23P079Q-POSTXCSSB1-SW2 | | | | | 12:27 | 1 | X | | 22 |
| R23P079Q-POSTXCSSB1-SW3 | | | | | 12:30 | 1 | X | | 23 |
| R23P079Q-POSTXCSSB1-SW4 | | | | | 12:32 | 1 | X | | 24 |
| R23P079Q-POSTXCSSB1-SW5 | | | | | 12:35 | 1 | X | | 25 |
| R25EP223Q-POSTXCSSA25-SW1 | | | | | 13:45 | 1 | X | | 26 |
| R25EP223Q-POSTXCSSA25-SW2 | | | | | 13:48 | 1 | X | | 27 |
| R25EP223Q-POSTXCSSA25-SW3 | | | | | 13:50 | 1 | X | | 28 |
| R25EP223Q-POSTXCSSA25-SW3S | | | | | 13:52 | 1 | X | | 29 |
| R25EP223Q-POSTXCSSA25-SW3Dup | | | | | 13:55 | 1 | X | | 30 |

* Matrix: SS - Soil GW - Groundwater WW - WasteWater DW - Drinking Water OT - Other ___

pH ___ Temp ___
Flow ___ Other ___

**Remarks:**

| Relinquished by : (Signature) | Date: | Time: | Received by: (Signature) |
|---|---|---|---|
| | 2/10/16 | 14:30 | |
| Relinquished by : (Signature) | | | Received by: (Signature) |
| Relinquished by : (Signature) | | | Received for lab by: (Signature) |

Samples returned via: ☐ UPS ☒ FedEx ☐ Courier ☐ ___

Temp: 2.6 °C Bottles Received: 31

Date: 2-11-16 Time: 0900

Hold #

Condition: (lab use only) OOUOK

COC Seal Intact: ___Y ___N ___NA

pH Checked: NCF:

**Envirocon**
101 International Dr
~~651 Corporate Circle Ste 114~~
~~Golden, CO 80020~~
Missoula, MT 59808

Billing Information:
~~Gene McNutt~~
~~651 Corporate Circle Ste 114~~
~~Golden, CO 80020~~

Report to: Elizabeth Milodragovich
Email To: lmilodragovich@envirocon.com

Project Description: BBGRR 23 Ft. McClellan
City/State Collected: Anniston, AL

Phone: ~~303-215-0187~~
Fax: 406 565 7576
Client Project # 1495001
Lab Project #

Collected by (print): Elizabeth Milodragovich
Site/Facility ID # Range 23
P.O. # ENVIRONGCO-1210145

Collected by (signature):
Immediately Packed on Ice N [X] Y ___

**Rush?** (Lab MUST Be Notified)
___ Same Day ....200%
[X] Next Day ....100%
___ Two Day ....50%
___ Three Day ....25%

Date Results Needed
Email? ___No [X] Yes
FAX? ___No ___Yes

| Sample ID | Comp/Grab | Matrix * | Depth | Date | Time | No. of Cntrs | 6010B-Pb, Sb | | | | | | | | | | | | |
|---|---|---|---|---|---|---|---|---|---|---|---|---|---|---|---|---|---|---|---|
| R2SEP223Q-POSTXCSSA25-SW4 | Grab | SS | | 2/10/16 | 14:00 | 1 | X | | | | | | | | | | | | 31 |

* Matrix: SS - Soil GW - Groundwater WW - WasteWater DW - Drinking Water OT - Other_____

**Remarks:**

pH _____ Temp _____
Flow _____ Other _____

| Relinquished by : (Signature) | Date: | Time: | Received by: (Signature) |
|---|---|---|---|
| | 2/10/16 | 14:30 | |
| Relinquished by : (Signature) | Date: | Time: | Received by: (Signature) |
| Relinquished by : (Signature) | Date: | Time: | Received for lab by: (Signature) |

Samples returned via: ☐ UPS [X] FedEx ☐ Courier ☐ ____
Temp: 26 °C Bottles Received: 31
Date: 2-11-16 Time: 0900

Hold #
Condition: (lab use only) DB10
COC Seal Intact: ___Y ___N ✓ NA
pH Checked: NCF:

Analysis / Container / Preservative

Chain of Custody Page 4 of 4

ESC LAB SCIENCES
YOUR LAB OF CHOICE
12065 Lebanon Rd
Mount Juliet, TN 37122
Phone: 615-758-5858
Phone: 800-767-5859
Fax: 615-758-5859

L# 817041
Table #
Acctnum: ENVIRONGCO
Template:
Prelogin:
TSR: 288 - Daphne Richards
PB:
Shipped Via:

| Rem./Contaminant | Sample # (lab only) |
|---|---|
| | 31 |

# ANALYTICAL REPORT

February 16, 2016

## Envirocon

| | |
|---|---|
| Sample Delivery Group: | L817363 |
| Samples Received: | 02/12/2016 |
| Project Number: | 1495001 |
| Description: | BBG RR23 Ft. McClellan |
| Site: | RANGE 23 |
| Report To: | Liz Milodragovich<br>651 Corporate Circle Ste 114<br>Golden, CO 80020 |

Entire Report Reviewed By: Daphne R Richards

Daphne Richards
Technical Service Representative

Results relate only to the items tested or calibrated and are reported as rounded values. This test report shall not be reproduced, except in full, without written approval of the laboratory. Where applicable, sampling conducted by ESC is performed per guidance provided in laboratory standard operating procedures: 060302, 060303, and 060304.

# TABLE OF CONTENTS

## R23P079Q-POSTXCSSA8-SW1 L817363-01 Solid

Collected by: Elizabeth M. | Collected date/time: 02/11/16 12:48 | Received date/time: 02/12/16 09:00

| Method | Batch | Dilution | Preparation date/time | Analysis date/time | Analyst |
|---|---|---|---|---|---|
| Metals (ICP) by Method 6010B | WG848965 | 1 | 02/12/16 17:25 | 02/13/16 07:44 | WBD |
| Total Solids by Method 2540 G-2011 | WG848958 | 1 | 02/12/16 13:58 | 02/12/16 14:06 | KDW |

## R23P079Q-POSTXCSSA8-SW1S L817363-02 Solid

Collected by: Elizabeth M. | Collected date/time: 02/11/16 12:52 | Received date/time: 02/12/16 09:00

| Method | Batch | Dilution | Preparation date/time | Analysis date/time | Analyst |
|---|---|---|---|---|---|
| Metals (ICP) by Method 6010B | WG848965 | 1 | 02/12/16 17:25 | 02/13/16 07:59 | WBD |
| Total Solids by Method 2540 G-2011 | WG848958 | 1 | 02/12/16 13:58 | 02/12/16 14:06 | KDW |

## R23P079Q-POSTXCSSA8-SW1DUP L817363-03 Solid

Collected by: Elizabeth M. | Collected date/time: 02/11/16 12:54 | Received date/time: 02/12/16 09:00

| Method | Batch | Dilution | Preparation date/time | Analysis date/time | Analyst |
|---|---|---|---|---|---|
| Metals (ICP) by Method 6010B | WG848965 | 1 | 02/12/16 17:25 | 02/13/16 08:02 | WBD |
| Total Solids by Method 2540 G-2011 | WG848958 | 1 | 02/12/16 13:58 | 02/12/16 14:06 | KDW |

## R23P079Q-POSTXCSSA8-SW2 L817363-04 Solid

Collected by: Elizabeth M. | Collected date/time: 02/11/16 12:55 | Received date/time: 02/12/16 09:00

| Method | Batch | Dilution | Preparation date/time | Analysis date/time | Analyst |
|---|---|---|---|---|---|
| Metals (ICP) by Method 6010B | WG848965 | 1 | 02/12/16 17:25 | 02/13/16 09:29 | WBD |
| Total Solids by Method 2540 G-2011 | WG848958 | 1 | 02/12/16 13:58 | 02/12/16 14:06 | KDW |

## R23P079Q-POSTXCSSA8-SW3 L817363-05 Solid

Collected by: Elizabeth M. | Collected date/time: 02/11/16 12:57 | Received date/time: 02/12/16 09:00

| Method | Batch | Dilution | Preparation date/time | Analysis date/time | Analyst |
|---|---|---|---|---|---|
| Metals (ICP) by Method 6010B | WG848965 | 1 | 02/12/16 17:25 | 02/13/16 09:32 | WBD |
| Total Solids by Method 2540 G-2011 | WG848958 | 1 | 02/12/16 13:58 | 02/12/16 14:06 | KDW |

## R23P079Q-POSTXCSSA8-SW4 L817363-06 Solid

Collected by: Elizabeth M. | Collected date/time: 02/11/16 12:59 | Received date/time: 02/12/16 09:00

| Method | Batch | Dilution | Preparation date/time | Analysis date/time | Analyst |
|---|---|---|---|---|---|
| Metals (ICP) by Method 6010B | WG848965 | 1 | 02/12/16 17:25 | 02/13/16 09:35 | WBD |
| Total Solids by Method 2540 G-2011 | WG848958 | 1 | 02/12/16 13:58 | 02/12/16 14:06 | KDW |

## R23P079Q-POSTXCSSA8-SW5 L817363-07 Solid

Collected by: Elizabeth M. | Collected date/time: 02/11/16 13:02 | Received date/time: 02/12/16 09:00

| Method | Batch | Dilution | Preparation date/time | Analysis date/time | Analyst |
|---|---|---|---|---|---|
| Metals (ICP) by Method 6010B | WG848965 | 1 | 02/12/16 17:25 | 02/13/16 09:38 | WBD |
| Total Solids by Method 2540 G-2011 | WG848958 | 1 | 02/12/16 13:58 | 02/12/16 14:06 | KDW |

## R23P079Q-POSTXCSSA8-SW6 L817363-08 Solid

Collected by: Elizabeth M.
Collected date/time: 02/11/16 13:04
Received date/time: 02/12/16 09:00

| Method | Batch | Dilution | Preparation date/time | Analysis date/time | Analyst |
|---|---|---|---|---|---|
| Metals (ICP) by Method 6010B | WG848965 | 1 | 02/12/16 17:25 | 02/13/16 09:41 | WBD |
| Total Solids by Method 2540 G-2011 | WG848959 | 1 | 02/12/16 13:49 | 02/12/16 13:56 | KDW |

## R23P079Q-POSTXCSSA5-SW1 L817363-09 Solid

Collected by: Elizabeth M.
Collected date/time: 02/11/16 13:07
Received date/time: 02/12/16 09:00

| Method | Batch | Dilution | Preparation date/time | Analysis date/time | Analyst |
|---|---|---|---|---|---|
| Metals (ICP) by Method 6010B | WG848965 | 1 | 02/12/16 17:25 | 02/13/16 09:44 | WBD |
| Total Solids by Method 2540 G-2011 | WG848959 | 1 | 02/12/16 13:49 | 02/12/16 13:56 | KDW |

## R23P079Q-POSTXCSSA5-SW2 L817363-10 Solid

Collected by: Elizabeth M.
Collected date/time: 02/11/16 13:09
Received date/time: 02/12/16 09:00

| Method | Batch | Dilution | Preparation date/time | Analysis date/time | Analyst |
|---|---|---|---|---|---|
| Metals (ICP) by Method 6010B | WG848965 | 1 | 02/12/16 17:25 | 02/13/16 09:47 | WBD |
| Total Solids by Method 2540 G-2011 | WG848959 | 1 | 02/12/16 13:49 | 02/12/16 13:56 | KDW |

## R23P079Q-POSTXCSSA5-SW3 L817363-11 Solid

Collected by: Elizabeth M.
Collected date/time: 02/11/16 13:11
Received date/time: 02/12/16 09:00

| Method | Batch | Dilution | Preparation date/time | Analysis date/time | Analyst |
|---|---|---|---|---|---|
| Metals (ICP) by Method 6010B | WG848965 | 1 | 02/12/16 17:25 | 02/13/16 09:50 | WBD |
| Total Solids by Method 2540 G-2011 | WG848959 | 1 | 02/12/16 13:49 | 02/12/16 13:56 | KDW |

## R23P079Q-POSTXCSSA5-SW4 L817363-12 Solid

Collected by: Elizabeth M.
Collected date/time: 02/11/16 13:14
Received date/time: 02/12/16 09:00

| Method | Batch | Dilution | Preparation date/time | Analysis date/time | Analyst |
|---|---|---|---|---|---|
| Metals (ICP) by Method 6010B | WG848965 | 1 | 02/12/16 17:25 | 02/13/16 09:53 | WBD |
| Total Solids by Method 2540 G-2011 | WG848959 | 1 | 02/12/16 13:49 | 02/12/16 13:56 | KDW |

## R23P079Q-POSTXCSSA5-SW5 L817363-13 Solid

Collected by: Elizabeth M.
Collected date/time: 02/11/16 13:16
Received date/time: 02/12/16 09:00

| Method | Batch | Dilution | Preparation date/time | Analysis date/time | Analyst |
|---|---|---|---|---|---|
| Metals (ICP) by Method 6010B | WG848965 | 1 | 02/12/16 17:25 | 02/13/16 09:56 | WBD |
| Total Solids by Method 2540 G-2011 | WG848959 | 1 | 02/12/16 13:49 | 02/12/16 13:56 | KDW |

## R23P079Q-POSTXCSSA5-SW6 L817363-14 Solid

Collected by: Elizabeth M.
Collected date/time: 02/11/16 13:19
Received date/time: 02/12/16 09:00

| Method | Batch | Dilution | Preparation date/time | Analysis date/time | Analyst |
|---|---|---|---|---|---|
| Metals (ICP) by Method 6010B | WG848965 | 1 | 02/12/16 17:25 | 02/13/16 10:05 | WBD |
| Total Solids by Method 2540 G-2011 | WG848959 | 1 | 02/12/16 13:49 | 02/12/16 13:56 | KDW |

## R23P079Q-POSTXCSSF10-SW1 L817363-15 Solid

Collected by: Elizabeth M. | Collected date/time: 02/11/16 13:25 | Received date/time: 02/12/16 09:00

| Method | Batch | Dilution | Preparation date/time | Analysis date/time | Analyst |
|---|---|---|---|---|---|
| Metals (ICP) by Method 6010B | WG848965 | 1 | 02/12/16 17:25 | 02/13/16 10:08 | WBD |
| Total Solids by Method 2540 G-2011 | WG848959 | 1 | 02/12/16 13:49 | 02/12/16 13:56 | KDW |

## R23P079Q-POSTXCSSF10-SW2 L817363-16 Solid

Collected by: Elizabeth M. | Collected date/time: 02/11/16 13:27 | Received date/time: 02/12/16 09:00

| Method | Batch | Dilution | Preparation date/time | Analysis date/time | Analyst |
|---|---|---|---|---|---|
| Metals (ICP) by Method 6010B | WG848965 | 1 | 02/12/16 17:25 | 02/13/16 10:11 | WBD |
| Total Solids by Method 2540 G-2011 | WG848959 | 1 | 02/12/16 13:49 | 02/12/16 13:56 | KDW |

## R23P079Q-POSTXCSSF10-SW3 L817363-17 Solid

Collected by: Elizabeth M. | Collected date/time: 02/11/16 13:30 | Received date/time: 02/12/16 09:00

| Method | Batch | Dilution | Preparation date/time | Analysis date/time | Analyst |
|---|---|---|---|---|---|
| Metals (ICP) by Method 6010B | WG848965 | 1 | 02/12/16 17:25 | 02/13/16 10:14 | WBD |
| Total Solids by Method 2540 G-2011 | WG848959 | 1 | 02/12/16 13:49 | 02/12/16 13:56 | KDW |

## R23P079Q-POSTXCSSF10-SW4 L817363-18 Solid

Collected by: Elizabeth M. | Collected date/time: 02/11/16 13:32 | Received date/time: 02/12/16 09:00

| Method | Batch | Dilution | Preparation date/time | Analysis date/time | Analyst |
|---|---|---|---|---|---|
| Metals (ICP) by Method 6010B | WG848965 | 1 | 02/12/16 17:25 | 02/13/16 10:17 | WBD |
| Total Solids by Method 2540 G-2011 | WG848960 | 1 | 02/12/16 13:38 | 02/12/16 13:47 | KDW |

## R23P079Q-POSTXCSSF10-SW5 L817363-19 Solid

Collected by: Elizabeth M. | Collected date/time: 02/11/16 13:34 | Received date/time: 02/12/16 09:00

| Method | Batch | Dilution | Preparation date/time | Analysis date/time | Analyst |
|---|---|---|---|---|---|
| Metals (ICP) by Method 6010B | WG848965 | 1 | 02/12/16 17:25 | 02/13/16 10:20 | WBD |
| Total Solids by Method 2540 G-2011 | WG848960 | 1 | 02/12/16 13:38 | 02/12/16 13:47 | KDW |

## R23P079Q-POSTXCSSF10-SW6 L817363-20 Solid

Collected by: Elizabeth M. | Collected date/time: 02/11/16 13:36 | Received date/time: 02/12/16 09:00

| Method | Batch | Dilution | Preparation date/time | Analysis date/time | Analyst |
|---|---|---|---|---|---|
| Metals (ICP) by Method 6010B | WG848965 | 1 | 02/12/16 17:25 | 02/13/16 10:23 | WBD |
| Total Solids by Method 2540 G-2011 | WG848960 | 1 | 02/12/16 13:38 | 02/12/16 13:47 | KDW |

## R23P079Q-POSTXCSSA3-SW1 L817363-21 Solid

Collected by: Elizabeth M. | Collected date/time: 02/11/16 13:45 | Received date/time: 02/12/16 09:00

| Method | Batch | Dilution | Preparation date/time | Analysis date/time | Analyst |
|---|---|---|---|---|---|
| Metals (ICP) by Method 6010B | WG848966 | 1 | 02/12/16 18:46 | 02/13/16 02:45 | LTB |
| Total Solids by Method 2540 G-2011 | WG848960 | 1 | 02/12/16 13:38 | 02/12/16 13:47 | KDW |

## R23P079Q-POSTXCSSA3-SW2 L817363-22 Solid

Collected by: Elizabeth M. | Collected date/time: 02/11/16 13:47 | Received date/time: 02/12/16 09:00

| Method | Batch | Dilution | Preparation date/time | Analysis date/time | Analyst |
|---|---|---|---|---|---|
| Metals (ICP) by Method 6010B | WG848966 | 1 | 02/12/16 18:46 | 02/13/16 03:00 | LTB |
| Total Solids by Method 2540 G-2011 | WG848960 | 1 | 02/12/16 13:38 | 02/12/16 13:47 | KDW |

## R23P079Q-POSTXCSSA3-SW2S L817363-23 Solid

Collected by: Elizabeth M. | Collected date/time: 02/11/16 13:50 | Received date/time: 02/12/16 09:00

| Method | Batch | Dilution | Preparation date/time | Analysis date/time | Analyst |
|---|---|---|---|---|---|
| Metals (ICP) by Method 6010B | WG848966 | 1 | 02/12/16 18:46 | 02/13/16 03:03 | LTB |
| Total Solids by Method 2540 G-2011 | WG848960 | 1 | 02/12/16 13:38 | 02/12/16 13:47 | KDW |

## R23P079Q-POSTXCSSA3-SW2DUP L817363-24 Solid

Collected by: Elizabeth M. | Collected date/time: 02/11/16 13:52 | Received date/time: 02/12/16 09:00

| Method | Batch | Dilution | Preparation date/time | Analysis date/time | Analyst |
|---|---|---|---|---|---|
| Metals (ICP) by Method 6010B | WG848966 | 1 | 02/12/16 18:46 | 02/13/16 03:13 | LTB |
| Total Solids by Method 2540 G-2011 | WG848960 | 1 | 02/12/16 13:38 | 02/12/16 13:47 | KDW |

## R23P079Q-POSTXCSSA3-SW3 L817363-25 Solid

Collected by: Elizabeth M. | Collected date/time: 02/11/16 13:54 | Received date/time: 02/12/16 09:00

| Method | Batch | Dilution | Preparation date/time | Analysis date/time | Analyst |
|---|---|---|---|---|---|
| Metals (ICP) by Method 6010B | WG848966 | 1 | 02/12/16 18:46 | 02/13/16 03:16 | LTB |
| Total Solids by Method 2540 G-2011 | WG848960 | 1 | 02/12/16 13:38 | 02/12/16 13:47 | KDW |

## R23P079Q-POSTXCSSA3-SW4 L817363-26 Solid

Collected by: Elizabeth M. | Collected date/time: 02/11/16 13:56 | Received date/time: 02/12/16 09:00

| Method | Batch | Dilution | Preparation date/time | Analysis date/time | Analyst |
|---|---|---|---|---|---|
| Metals (ICP) by Method 6010B | WG848966 | 1 | 02/12/16 18:46 | 02/13/16 03:19 | LTB |
| Total Solids by Method 2540 G-2011 | WG848960 | 1 | 02/12/16 13:38 | 02/12/16 13:47 | KDW |

## R23P079Q-POSTXCSSA3-SW5 L817363-27 Solid

Collected by: Elizabeth M. | Collected date/time: 02/11/16 13:58 | Received date/time: 02/12/16 09:00

| Method | Batch | Dilution | Preparation date/time | Analysis date/time | Analyst |
|---|---|---|---|---|---|
| Metals (ICP) by Method 6010B | WG848966 | 1 | 02/12/16 18:46 | 02/13/16 03:22 | LTB |
| Total Solids by Method 2540 G-2011 | WG848961 | 1 | 02/12/16 13:30 | 02/12/16 13:37 | KDW |

## R23P079Q-POSTXCSSA3-SW6 L817363-28 Solid

Collected by: Elizabeth M. | Collected date/time: 02/11/16 14:00 | Received date/time: 02/12/16 09:00

| Method | Batch | Dilution | Preparation date/time | Analysis date/time | Analyst |
|---|---|---|---|---|---|
| Metals (ICP) by Method 6010B | WG848966 | 1 | 02/12/16 18:46 | 02/13/16 03:26 | LTB |
| Total Solids by Method 2540 G-2011 | WG848961 | 1 | 02/12/16 13:30 | 02/12/16 13:37 | KDW |

1 Cp
2 Tc
3 Ss
4 Cn
5 Sr
6 Qc
7 Gl
8 Al
9 Sc

## R23P079Q-POSTXCSSB4-SW1 L817363-29 Solid

Collected by: Elizabeth M.
Collected date/time: 02/11/16 14:05
Received date/time: 02/12/16 09:00

| Method | Batch | Dilution | Preparation date/time | Analysis date/time | Analyst |
|---|---|---|---|---|---|
| Metals (ICP) by Method 6010B | WG848966 | 1 | 02/12/16 18:46 | 02/13/16 03:29 | LTB |
| Total Solids by Method 2540 G-2011 | WG848961 | 1 | 02/12/16 13:30 | 02/12/16 13:37 | KDW |

## R23P079Q-POSTXCSSB4-SW2 L817363-30 Solid

Collected by: Elizabeth M.
Collected date/time: 02/11/16 14:07
Received date/time: 02/12/16 09:00

| Method | Batch | Dilution | Preparation date/time | Analysis date/time | Analyst |
|---|---|---|---|---|---|
| Metals (ICP) by Method 6010B | WG848966 | 1 | 02/12/16 18:46 | 02/13/16 03:32 | LTB |
| Total Solids by Method 2540 G-2011 | WG848961 | 1 | 02/12/16 13:30 | 02/12/16 13:37 | KDW |

## R23P079Q-POSTXCSSB4-SW3 L817363-31 Solid

Collected by: Elizabeth M.
Collected date/time: 02/11/16 14:10
Received date/time: 02/12/16 09:00

| Method | Batch | Dilution | Preparation date/time | Analysis date/time | Analyst |
|---|---|---|---|---|---|
| Metals (ICP) by Method 6010B | WG848966 | 1 | 02/12/16 18:46 | 02/13/16 03:35 | LTB |
| Total Solids by Method 2540 G-2011 | WG848961 | 1 | 02/12/16 13:30 | 02/12/16 13:37 | KDW |

## R23P079Q-POSTXCSSB4-SW4 L817363-32 Solid

Collected by: Elizabeth M.
Collected date/time: 02/11/16 14:12
Received date/time: 02/12/16 09:00

| Method | Batch | Dilution | Preparation date/time | Analysis date/time | Analyst |
|---|---|---|---|---|---|
| Metals (ICP) by Method 6010B | WG848966 | 1 | 02/12/16 18:46 | 02/13/16 03:38 | LTB |
| Total Solids by Method 2540 G-2011 | WG848961 | 1 | 02/12/16 13:30 | 02/12/16 13:37 | KDW |

## R23P079Q-POSTXCSSB4-SW5 L817363-33 Solid

Collected by: Elizabeth M.
Collected date/time: 02/11/16 14:14
Received date/time: 02/12/16 09:00

| Method | Batch | Dilution | Preparation date/time | Analysis date/time | Analyst |
|---|---|---|---|---|---|
| Metals (ICP) by Method 6010B | WG848966 | 1 | 02/12/16 18:46 | 02/13/16 03:41 | LTB |
| Total Solids by Method 2540 G-2011 | WG848961 | 1 | 02/12/16 13:30 | 02/12/16 13:37 | KDW |

## R23P079Q-POSTXCSSC4-SW1 L817363-34 Solid

Collected by: Elizabeth M.
Collected date/time: 02/11/16 14:20
Received date/time: 02/12/16 09:00

| Method | Batch | Dilution | Preparation date/time | Analysis date/time | Analyst |
|---|---|---|---|---|---|
| Metals (ICP) by Method 6010B | WG848966 | 1 | 02/12/16 18:46 | 02/13/16 03:50 | LTB |
| Total Solids by Method 2540 G-2011 | WG848961 | 1 | 02/12/16 13:30 | 02/12/16 13:37 | KDW |

## R23P079Q-POSTXCSSC4-SW2 L817363-35 Solid

Collected by: Elizabeth M.
Collected date/time: 02/11/16 14:22
Received date/time: 02/12/16 09:00

| Method | Batch | Dilution | Preparation date/time | Analysis date/time | Analyst |
|---|---|---|---|---|---|
| Metals (ICP) by Method 6010B | WG848966 | 1 | 02/12/16 18:46 | 02/13/16 03:54 | LTB |
| Total Solids by Method 2540 G-2011 | WG848961 | 1 | 02/12/16 13:30 | 02/12/16 13:37 | KDW |

## R23P079Q-POSTXCSSC4-SW3 L817363-36 Solid

Collected by: Elizabeth M. | Collected date/time: 02/11/16 14:24 | Received date/time: 02/12/16 09:00

| Method | Batch | Dilution | Preparation date/time | Analysis date/time | Analyst |
|---|---|---|---|---|---|
| Metals (ICP) by Method 6010B | WG848966 | 1 | 02/12/16 18:46 | 02/13/16 03:57 | LTB |
| Total Solids by Method 2540 G-2011 | WG848961 | 1 | 02/12/16 13:30 | 02/12/16 13:37 | KDW |

## R23P079Q-POSTXCSSC4-SW4 L817363-37 Solid

Collected by: Elizabeth M. | Collected date/time: 02/11/16 14:27 | Received date/time: 02/12/16 09:00

| Method | Batch | Dilution | Preparation date/time | Analysis date/time | Analyst |
|---|---|---|---|---|---|
| Metals (ICP) by Method 6010B | WG848966 | 1 | 02/12/16 18:46 | 02/13/16 04:00 | LTB |
| Total Solids by Method 2540 G-2011 | WG849007 | 1 | 02/12/16 14:13 | 02/12/16 14:22 | KDW |

## R23P079Q-POSTXCSSC4-SW5 L817363-38 Solid

Collected by: Elizabeth M. | Collected date/time: 02/11/16 14:30 | Received date/time: 02/12/16 09:00

| Method | Batch | Dilution | Preparation date/time | Analysis date/time | Analyst |
|---|---|---|---|---|---|
| Metals (ICP) by Method 6010B | WG848966 | 1 | 02/12/16 18:46 | 02/13/16 04:03 | LTB |
| Total Solids by Method 2540 G-2011 | WG849007 | 1 | 02/12/16 14:13 | 02/12/16 14:22 | KDW |

## R23P079Q-RINSE-7 L817363-39 GW

Collected by: Elizabeth M. | Collected date/time: 02/11/16 13:40 | Received date/time: 02/12/16 09:00

| Method | Batch | Dilution | Preparation date/time | Analysis date/time | Analyst |
|---|---|---|---|---|---|
| Metals (ICP) by Method 6010B | WG849173 | 1 | 02/13/16 10:20 | 02/14/16 15:07 | LTB |

## R23P079Q-RINSE-8 L817363-40 GW

Collected by: Elizabeth M. | Collected date/time: 02/11/16 14:35 | Received date/time: 02/12/16 09:00

| Method | Batch | Dilution | Preparation date/time | Analysis date/time | Analyst |
|---|---|---|---|---|---|
| Metals (ICP) by Method 6010B | WG849173 | 1 | 02/13/16 10:20 | 02/14/16 15:10 | LTB |

1 Cp
2 Tc
3 Ss
4 Cn
5 Sr
6 Qc
7 Gl
8 Al
9 Sc

All sample aliquots were received at the correct temperature, in the proper containers, with the appropriate preservatives, and within method specified holding times. All MDL (LOD) and RDL (LOQ) values reported for environmental samples have been corrected for the dilution factor used in the analysis. All Method and Batch Quality Control are within established criteria except where addressed in this case narrative, a non-conformance form or properly qualified within the sample results. By my digital signature below, I affirm to the best of my knowledge, all problems/anomalies observed by the laboratory as having the potential to affect the quality of the data have been identified by the laboratory, and no information or data have been knowingly withheld that would affect the quality of the data.

Daphne R Richards

Daphne Richards
Technical Service Representative

## Total Solids by Method 2540 G-2011

| Analyte | Result % | Qualifier | Dilution | Analysis date / time | Batch |
|---|---|---|---|---|---|
| Total Solids | 80.5 | | 1 | 02/12/2016 14:06 | WG848958 |

## Metals (ICP) by Method 6010B

| Analyte | Result mg/kg | Qualifier | RDL mg/kg | Dilution | Analysis date / time | Batch |
|---|---|---|---|---|---|---|
| Antimony | ND | J3 J6 | 2.00 | 1 | 02/13/2016 07:44 | WG848965 |
| Lead | 414 | J3 V | 0.500 | 1 | 02/13/2016 07:44 | WG848965 |

## Total Solids by Method 2540 G-2011

| Analyte | Result % | Qualifier | Dilution | Analysis date / time | Batch |
|---|---|---|---|---|---|
| Total Solids | 81.4 | | 1 | 02/12/2016 14:06 | WG848958 |

## Metals (ICP) by Method 6010B

| Analyte | Result mg/kg | Qualifier | RDL mg/kg | Dilution | Analysis date / time | Batch |
|---|---|---|---|---|---|---|
| Antimony | 4.34 | | 2.00 | 1 | 02/13/2016 07:59 | WG848965 |
| Lead | 1310 | | 0.500 | 1 | 02/13/2016 07:59 | WG848965 |

## Total Solids by Method 2540 G-2011

| Analyte | Result % | Qualifier | Dilution | Analysis date / time | Batch |
|---|---|---|---|---|---|
| Total Solids | 85.6 | | 1 | 02/12/2016 14:06 | WG848958 |

## Metals (ICP) by Method 6010B

| Analyte | Result mg/kg | Qualifier | RDL mg/kg | Dilution | Analysis date / time | Batch |
|---|---|---|---|---|---|---|
| Antimony | ND | | 2.00 | 1 | 02/13/2016 08:02 | WG848965 |
| Lead | 27.8 | | 0.500 | 1 | 02/13/2016 08:02 | WG848965 |

## Total Solids by Method 2540 G-2011

| Analyte | Result % | Qualifier | Dilution | Analysis date / time | Batch |
|---|---|---|---|---|---|
| Total Solids | 85.4 | | 1 | 02/12/2016 14:06 | WG848958 |

## Metals (ICP) by Method 6010B

| Analyte | Result mg/kg | Qualifier | RDL mg/kg | Dilution | Analysis date / time | Batch |
|---|---|---|---|---|---|---|
| Antimony | ND | | 2.00 | 1 | 02/13/2016 09:29 | WG848965 |
| Lead | 16.6 | | 0.500 | 1 | 02/13/2016 09:29 | WG848965 |

## Total Solids by Method 2540 G-2011

| Analyte | Result % | Qualifier | Dilution | Analysis date / time | Batch |
|---|---|---|---|---|---|
| Total Solids | 85.8 | | 1 | 02/12/2016 14:06 | WG848958 |

## Metals (ICP) by Method 6010B

| Analyte | Result mg/kg | Qualifier | RDL mg/kg | Dilution | Analysis date / time | Batch |
|---|---|---|---|---|---|---|
| Antimony | ND | | 2.00 | 1 | 02/13/2016 09:32 | WG848965 |
| Lead | 15.3 | | 0.500 | 1 | 02/13/2016 09:32 | WG848965 |

## Total Solids by Method 2540 G-2011

| Analyte | Result % | Qualifier | Dilution | Analysis date / time | Batch |
|---|---|---|---|---|---|
| Total Solids | 84.3 | | 1 | 02/12/2016 14:06 | WG848958 |

## Metals (ICP) by Method 6010B

| Analyte | Result mg/kg | Qualifier | RDL mg/kg | Dilution | Analysis date / time | Batch |
|---|---|---|---|---|---|---|
| Antimony | ND | | 2.00 | 1 | 02/13/2016 09:35 | WG848965 |
| Lead | 84.2 | | 0.500 | 1 | 02/13/2016 09:35 | WG848965 |

## Total Solids by Method 2540 G-2011

| Analyte | Result % | Qualifier | Dilution | Analysis date / time | Batch |
|---|---|---|---|---|---|
| Total Solids | 88.2 | | 1 | 02/12/2016 14:06 | WG848958 |

## Metals (ICP) by Method 6010B

| Analyte | Result mg/kg | Qualifier | RDL mg/kg | Dilution | Analysis date / time | Batch |
|---|---|---|---|---|---|---|
| Antimony | ND | | 2.00 | 1 | 02/13/2016 09:38 | WG848965 |
| Lead | 63.1 | | 0.500 | 1 | 02/13/2016 09:38 | WG848965 |

## Total Solids by Method 2540 G-2011

| Analyte | Result % | Qualifier | Dilution | Analysis date / time | Batch |
|---|---|---|---|---|---|
| Total Solids | 82.6 | | 1 | 02/12/2016 13:56 | WG848959 |

## Metals (ICP) by Method 6010B

| Analyte | Result mg/kg | Qualifier | RDL mg/kg | Dilution | Analysis date / time | Batch |
|---|---|---|---|---|---|---|
| Antimony | ND | | 2.00 | 1 | 02/13/2016 09:41 | WG848965 |
| Lead | 28.6 | | 0.500 | 1 | 02/13/2016 09:41 | WG848965 |

## Total Solids by Method 2540 G-2011

| Analyte | Result % | Qualifier | Dilution | Analysis date / time | Batch |
|---|---|---|---|---|---|
| Total Solids | 86.5 | | 1 | 02/12/2016 13:56 | WG848959 |

## Metals (ICP) by Method 6010B

| Analyte | Result mg/kg | Qualifier | RDL mg/kg | Dilution | Analysis date / time | Batch |
|---|---|---|---|---|---|---|
| Antimony | ND | | 2.00 | 1 | 02/13/2016 09:44 | WG848965 |
| Lead | 54.3 | | 0.500 | 1 | 02/13/2016 09:44 | WG848965 |

## Total Solids by Method 2540 G-2011

| Analyte | Result % | Qualifier | Dilution | Analysis date / time | Batch |
|---|---|---|---|---|---|
| Total Solids | 83.9 | | 1 | 02/12/2016 13:56 | WG848959 |

## Metals (ICP) by Method 6010B

| Analyte | Result mg/kg | Qualifier | RDL mg/kg | Dilution | Analysis date / time | Batch |
|---|---|---|---|---|---|---|
| Antimony | ND | | 2.00 | 1 | 02/13/2016 09:47 | WG848965 |
| Lead | 41.8 | | 0.500 | 1 | 02/13/2016 09:47 | WG848965 |

## Total Solids by Method 2540 G-2011

| Analyte | Result % | Qualifier | Dilution | Analysis date / time | Batch |
|---|---|---|---|---|---|
| Total Solids | 85.5 | | 1 | 02/12/2016 13:56 | WG848959 |

## Metals (ICP) by Method 6010B

| Analyte | Result mg/kg | Qualifier | RDL mg/kg | Dilution | Analysis date / time | Batch |
|---|---|---|---|---|---|---|
| Antimony | ND | | 2.00 | 1 | 02/13/2016 09:50 | WG848965 |
| Lead | 17.2 | | 0.500 | 1 | 02/13/2016 09:50 | WG848965 |

## Total Solids by Method 2540 G-2011

| Analyte | Result % | Qualifier | Dilution | Analysis date / time | Batch |
|---|---|---|---|---|---|
| Total Solids | 84.8 | | 1 | 02/12/2016 13:56 | WG848959 |

## Metals (ICP) by Method 6010B

| Analyte | Result mg/kg | Qualifier | RDL mg/kg | Dilution | Analysis date / time | Batch |
|---|---|---|---|---|---|---|
| Antimony | ND | | 2.00 | 1 | 02/13/2016 09:53 | WG848965 |
| Lead | 51.8 | | 0.500 | 1 | 02/13/2016 09:53 | WG848965 |

## Total Solids by Method 2540 G-2011

| Analyte | Result % | Qualifier | Dilution | Analysis date / time | Batch |
|---|---|---|---|---|---|
| Total Solids | 89.4 | | 1 | 02/12/2016 13:56 | WG848959 |

## Metals (ICP) by Method 6010B

| Analyte | Result mg/kg | Qualifier | RDL mg/kg | Dilution | Analysis date / time | Batch |
|---|---|---|---|---|---|---|
| Antimony | 2.48 | | 2.00 | 1 | 02/13/2016 09:56 | WG848965 |
| Lead | 145 | | 0.500 | 1 | 02/13/2016 09:56 | WG848965 |

## Total Solids by Method 2540 G-2011

| Analyte | Result % | Qualifier | Dilution | Analysis date / time | Batch |
|---|---|---|---|---|---|
| Total Solids | 83.3 | | 1 | 02/12/2016 13:56 | WG848959 |

## Metals (ICP) by Method 6010B

| Analyte | Result mg/kg | Qualifier | RDL mg/kg | Dilution | Analysis date / time | Batch |
|---|---|---|---|---|---|---|
| Antimony | ND | | 2.00 | 1 | 02/13/2016 10:05 | WG848965 |
| Lead | 12.7 | | 0.500 | 1 | 02/13/2016 10:05 | WG848965 |

## Total Solids by Method 2540 G-2011

| Analyte | Result % | Qualifier | Dilution | Analysis date / time | Batch |
|---|---|---|---|---|---|
| Total Solids | 87.4 | | 1 | 02/12/2016 13:56 | WG848959 |

## Metals (ICP) by Method 6010B

| Analyte | Result mg/kg | Qualifier | RDL mg/kg | Dilution | Analysis date / time | Batch |
|---|---|---|---|---|---|---|
| Antimony | ND | | 2.00 | 1 | 02/13/2016 10:08 | WG848965 |
| Lead | 17.7 | | 0.500 | 1 | 02/13/2016 10:08 | WG848965 |

## Total Solids by Method 2540 G-2011

| Analyte | Result % | Qualifier | Dilution | Analysis date / time | Batch |
|---|---|---|---|---|---|
| Total Solids | 90.0 | | 1 | 02/12/2016 13:56 | WG848959 |

## Metals (ICP) by Method 6010B

| Analyte | Result mg/kg | Qualifier | RDL mg/kg | Dilution | Analysis date / time | Batch |
|---|---|---|---|---|---|---|
| Antimony | ND | | 2.00 | 1 | 02/13/2016 10:11 | WG848965 |
| Lead | 8.08 | | 0.500 | 1 | 02/13/2016 10:11 | WG848965 |

## Total Solids by Method 2540 G-2011

| Analyte | Result % | Qualifier | Dilution | Analysis date / time | Batch |
|---|---|---|---|---|---|
| Total Solids | 84.4 | | 1 | 02/12/2016 13:56 | WG848959 |

## Metals (ICP) by Method 6010B

| Analyte | Result mg/kg | Qualifier | RDL mg/kg | Dilution | Analysis date / time | Batch |
|---|---|---|---|---|---|---|
| Antimony | ND | | 2.00 | 1 | 02/13/2016 10:14 | WG848965 |
| Lead | 10.9 | | 0.500 | 1 | 02/13/2016 10:14 | WG848965 |

## Total Solids by Method 2540 G-2011

| Analyte | Result % | Qualifier | Dilution | Analysis date / time | Batch |
|---|---|---|---|---|---|
| Total Solids | 86.2 | | 1 | 02/12/2016 13:47 | WG848960 |

## Metals (ICP) by Method 6010B

| Analyte | Result mg/kg | Qualifier | RDL mg/kg | Dilution | Analysis date / time | Batch |
|---|---|---|---|---|---|---|
| Antimony | ND | | 2.00 | 1 | 02/13/2016 10:17 | WG848965 |
| Lead | 13.6 | | 0.500 | 1 | 02/13/2016 10:17 | WG848965 |

## Total Solids by Method 2540 G-2011

| Analyte | Result % | Qualifier | Dilution | Analysis date / time | Batch |
|---|---|---|---|---|---|
| Total Solids | 82.2 | | 1 | 02/12/2016 13:47 | WG848960 |

## Metals (ICP) by Method 6010B

| Analyte | Result mg/kg | Qualifier | RDL mg/kg | Dilution | Analysis date / time | Batch |
|---|---|---|---|---|---|---|
| Antimony | ND | | 2.00 | 1 | 02/13/2016 10:20 | WG848965 |
| Lead | 27.6 | | 0.500 | 1 | 02/13/2016 10:20 | WG848965 |

## Total Solids by Method 2540 G-2011

| Analyte | Result % | Qualifier | Dilution | Analysis date / time | Batch |
|---|---|---|---|---|---|
| Total Solids | 85.5 | | 1 | 02/12/2016 13:47 | WG848960 |

## Metals (ICP) by Method 6010B

| Analyte | Result mg/kg | Qualifier | RDL mg/kg | Dilution | Analysis date / time | Batch |
|---|---|---|---|---|---|---|
| Antimony | ND | | 2.00 | 1 | 02/13/2016 10:23 | WG848965 |
| Lead | 12.5 | | 0.500 | 1 | 02/13/2016 10:23 | WG848965 |

## Total Solids by Method 2540 G-2011

| Analyte | Result % | Qualifier | Dilution | Analysis date / time | Batch |
|---|---|---|---|---|---|
| Total Solids | 82.9 | | 1 | 02/12/2016 13:47 | WG848960 |

## Metals (ICP) by Method 6010B

| Analyte | Result mg/kg | Qualifier | RDL mg/kg | Dilution | Analysis date / time | Batch |
|---|---|---|---|---|---|---|
| Antimony | ND | J6 | 2.00 | 1 | 02/13/2016 02:45 | WG848966 |
| Lead | 502 | V | 0.500 | 1 | 02/13/2016 02:45 | WG848966 |

## Total Solids by Method 2540 G-2011

| Analyte | Result % | Qualifier | Dilution | Analysis date / time | Batch |
|---|---|---|---|---|---|
| Total Solids | 84.0 | | 1 | 02/12/2016 13:47 | WG848960 |

## Metals (ICP) by Method 6010B

| Analyte | Result mg/kg | Qualifier | RDL mg/kg | Dilution | Analysis date / time | Batch |
|---|---|---|---|---|---|---|
| Antimony | ND | | 2.00 | 1 | 02/13/2016 03:00 | WG848966 |
| Lead | 189 | | 0.500 | 1 | 02/13/2016 03:00 | WG848966 |

## Total Solids by Method 2540 G-2011

| Analyte | Result % | Qualifier | Dilution | Analysis date / time | Batch |
|---|---|---|---|---|---|
| Total Solids | 83.3 | | 1 | 02/12/2016 13:47 | WG848960 |

## Metals (ICP) by Method 6010B

| Analyte | Result mg/kg | Qualifier | RDL mg/kg | Dilution | Analysis date / time | Batch |
|---|---|---|---|---|---|---|
| Antimony | ND | | 2.00 | 1 | 02/13/2016 03:03 | WG848966 |
| Lead | 190 | | 0.500 | 1 | 02/13/2016 03:03 | WG848966 |

## Total Solids by Method 2540 G-2011

| Analyte | Result % | Qualifier | Dilution | Analysis date / time | Batch |
|---|---|---|---|---|---|
| Total Solids | 87.3 | | 1 | 02/12/2016 13:47 | WG848960 |

## Metals (ICP) by Method 6010B

| Analyte | Result mg/kg | Qualifier | RDL mg/kg | Dilution | Analysis date / time | Batch |
|---|---|---|---|---|---|---|
| Antimony | ND | | 2.00 | 1 | 02/13/2016 03:13 | WG848966 |
| Lead | 22.7 | | 0.500 | 1 | 02/13/2016 03:13 | WG848966 |

## Total Solids by Method 2540 G-2011

| Analyte | Result % | Qualifier | Dilution | Analysis date / time | Batch |
|---|---|---|---|---|---|
| Total Solids | 82.8 | | 1 | 02/12/2016 13:47 | WG848960 |

## Metals (ICP) by Method 6010B

| Analyte | Result mg/kg | Qualifier | RDL mg/kg | Dilution | Analysis date / time | Batch |
|---|---|---|---|---|---|---|
| Antimony | ND | | 2.00 | 1 | 02/13/2016 03:16 | WG848966 |
| Lead | 34.1 | | 0.500 | 1 | 02/13/2016 03:16 | WG848966 |

## Total Solids by Method 2540 G-2011

| Analyte | Result % | Qualifier | Dilution | Analysis date / time | Batch |
|---|---|---|---|---|---|
| Total Solids | 84.7 | | 1 | 02/12/2016 13:47 | WG848960 |

## Metals (ICP) by Method 6010B

| Analyte | Result mg/kg | Qualifier | RDL mg/kg | Dilution | Analysis date / time | Batch |
|---|---|---|---|---|---|---|
| Antimony | ND | | 2.00 | 1 | 02/13/2016 03:19 | WG848966 |
| Lead | 21.8 | | 0.500 | 1 | 02/13/2016 03:19 | WG848966 |

## Total Solids by Method 2540 G-2011

| Analyte | Result % | Qualifier | Dilution | Analysis date / time | Batch |
|---|---|---|---|---|---|
| Total Solids | 82.5 | | 1 | 02/12/2016 13:37 | WG848961 |

## Metals (ICP) by Method 6010B

| Analyte | Result mg/kg | Qualifier | RDL mg/kg | Dilution | Analysis date / time | Batch |
|---|---|---|---|---|---|---|
| Antimony | ND | | 2.00 | 1 | 02/13/2016 03:22 | WG848966 |
| Lead | 35.4 | | 0.500 | 1 | 02/13/2016 03:22 | WG848966 |

## Total Solids by Method 2540 G-2011

| Analyte | Result % | Qualifier | Dilution | Analysis date / time | Batch |
|---|---|---|---|---|---|
| Total Solids | 83.7 | | 1 | 02/12/2016 13:37 | WG848961 |

## Metals (ICP) by Method 6010B

| Analyte | Result mg/kg | Qualifier | RDL mg/kg | Dilution | Analysis date / time | Batch |
|---|---|---|---|---|---|---|
| Antimony | 5.31 | | 2.00 | 1 | 02/13/2016 03:26 | WG848966 |
| Lead | 1290 | | 0.500 | 1 | 02/13/2016 03:26 | WG848966 |

## Total Solids by Method 2540 G-2011

| Analyte | Result % | Qualifier | Dilution | Analysis date / time | Batch |
|---|---|---|---|---|---|
| Total Solids | 84.2 | | 1 | 02/12/2016 13:37 | WG848961 |

## Metals (ICP) by Method 6010B

| Analyte | Result mg/kg | Qualifier | RDL mg/kg | Dilution | Analysis date / time | Batch |
|---|---|---|---|---|---|---|
| Antimony | ND | | 2.00 | 1 | 02/13/2016 03:29 | WG848966 |
| Lead | 36.5 | | 0.500 | 1 | 02/13/2016 03:29 | WG848966 |

## Total Solids by Method 2540 G-2011

| Analyte | Result % | Qualifier | Dilution | Analysis date / time | Batch |
|---|---|---|---|---|---|
| Total Solids | 85.8 | | 1 | 02/12/2016 13:37 | WG848961 |

## Metals (ICP) by Method 6010B

| Analyte | Result mg/kg | Qualifier | RDL mg/kg | Dilution | Analysis date / time | Batch |
|---|---|---|---|---|---|---|
| Antimony | ND | | 2.00 | 1 | 02/13/2016 03:32 | WG848966 |
| Lead | 29.9 | | 0.500 | 1 | 02/13/2016 03:32 | WG848966 |

## Total Solids by Method 2540 G-2011

| Analyte | Result % | Qualifier | Dilution | Analysis date / time | Batch |
|---|---|---|---|---|---|
| Total Solids | 86.3 | | 1 | 02/12/2016 13:37 | WG848961 |

## Metals (ICP) by Method 6010B

| Analyte | Result mg/kg | Qualifier | RDL mg/kg | Dilution | Analysis date / time | Batch |
|---|---|---|---|---|---|---|
| Antimony | ND | | 2.00 | 1 | 02/13/2016 03:35 | WG848966 |
| Lead | 81.6 | | 0.500 | 1 | 02/13/2016 03:35 | WG848966 |

## Total Solids by Method 2540 G-2011

| Analyte | Result % | Qualifier | Dilution | Analysis date / time | Batch |
|---|---|---|---|---|---|
| Total Solids | 83.8 | | 1 | 02/12/2016 13:37 | WG848961 |

## Metals (ICP) by Method 6010B

| Analyte | Result mg/kg | Qualifier | RDL mg/kg | Dilution | Analysis date / time | Batch |
|---|---|---|---|---|---|---|
| Antimony | 2.43 | | 2.00 | 1 | 02/13/2016 03:38 | WG848966 |
| Lead | 178 | | 0.500 | 1 | 02/13/2016 03:38 | WG848966 |

## Total Solids by Method 2540 G-2011

| Analyte | Result % | Qualifier | Dilution | Analysis date / time | Batch |
|---|---|---|---|---|---|
| Total Solids | 83.7 | | 1 | 02/12/2016 13:37 | WG848961 |

## Metals (ICP) by Method 6010B

| Analyte | Result mg/kg | Qualifier | RDL mg/kg | Dilution | Analysis date / time | Batch |
|---|---|---|---|---|---|---|
| Antimony | ND | | 2.00 | 1 | 02/13/2016 03:41 | WG848966 |
| Lead | 115 | | 0.500 | 1 | 02/13/2016 03:41 | WG848966 |

## Total Solids by Method 2540 G-2011

| Analyte | Result % | Qualifier | Dilution | Analysis date / time | Batch |
|---|---|---|---|---|---|
| Total Solids | 79.7 | | 1 | 02/12/2016 13:37 | WG848961 |

## Metals (ICP) by Method 6010B

| Analyte | Result mg/kg | Qualifier | RDL mg/kg | Dilution | Analysis date / time | Batch |
|---|---|---|---|---|---|---|
| Antimony | ND | | 2.00 | 1 | 02/13/2016 03:50 | WG848966 |
| Lead | 150 | | 0.500 | 1 | 02/13/2016 03:50 | WG848966 |

## Total Solids by Method 2540 G-2011

| Analyte | Result % | Qualifier | Dilution | Analysis date / time | Batch |
|---|---|---|---|---|---|
| Total Solids | 84.0 | | 1 | 02/12/2016 13:37 | WG848961 |

## Metals (ICP) by Method 6010B

| Analyte | Result mg/kg | Qualifier | RDL mg/kg | Dilution | Analysis date / time | Batch |
|---|---|---|---|---|---|---|
| Antimony | ND | | 2.00 | 1 | 02/13/2016 03:54 | WG848966 |
| Lead | 15.9 | | 0.500 | 1 | 02/13/2016 03:54 | WG848966 |

## Total Solids by Method 2540 G-2011

| Analyte | Result % | Qualifier | Dilution | Analysis date / time | Batch |
|---|---|---|---|---|---|
| Total Solids | 84.6 | | 1 | 02/12/2016 13:37 | WG848961 |

## Metals (ICP) by Method 6010B

| Analyte | Result mg/kg | Qualifier | RDL mg/kg | Dilution | Analysis date / time | Batch |
|---|---|---|---|---|---|---|
| Antimony | ND | | 2.00 | 1 | 02/13/2016 03:57 | WG848966 |
| Lead | 18.4 | | 0.500 | 1 | 02/13/2016 03:57 | WG848966 |

## Total Solids by Method 2540 G-2011

| Analyte | Result % | Qualifier | Dilution | Analysis date / time | Batch |
|---|---|---|---|---|---|
| Total Solids | 88.9 | | 1 | 02/12/2016 14:22 | WG849007 |

## Metals (ICP) by Method 6010B

| Analyte | Result mg/kg | Qualifier | RDL mg/kg | Dilution | Analysis date / time | Batch |
|---|---|---|---|---|---|---|
| Antimony | ND | | 2.00 | 1 | 02/13/2016 04:00 | WG848966 |
| Lead | 15.5 | | 0.500 | 1 | 02/13/2016 04:00 | WG848966 |

## Total Solids by Method 2540 G-2011

| Analyte | Result % | Qualifier | Dilution | Analysis date / time | Batch |
|---|---|---|---|---|---|
| Total Solids | 81.9 | | 1 | 02/12/2016 14:22 | WG849007 |

## Metals (ICP) by Method 6010B

| Analyte | Result mg/kg | Qualifier | RDL mg/kg | Dilution | Analysis date / time | Batch |
|---|---|---|---|---|---|---|
| Antimony | ND | | 2.00 | 1 | 02/13/2016 04:03 | WG848966 |
| Lead | 50.0 | | 0.500 | 1 | 02/13/2016 04:03 | WG848966 |

## Metals (ICP) by Method 6010B

| Analyte | Result mg/l | Qualifier | RDL mg/l | Dilution | Analysis date / time | Batch |
|---|---|---|---|---|---|---|
| Antimony | ND | | 0.0100 | 1 | 02/14/2016 15:07 | WG849173 |
| Lead | ND | | 0.00500 | 1 | 02/14/2016 15:07 | WG849173 |

## Metals (ICP) by Method 6010B

| Analyte | Result mg/l | Qualifier | RDL mg/l | Dilution | Analysis date / time | Batch |
|---|---|---|---|---|---|---|
| Antimony | ND | | 0.0100 | 1 | 02/14/2016 15:10 | WG849173 |
| Lead | ND | | 0.00500 | 1 | 02/14/2016 15:10 | WG849173 |

## Method Blank (MB)

(MB) 02/12/16 14:06

| Analyte | MB Result % | MB Qualifier | MB RDL % |
|---|---|---|---|
| Total Solids | 0.000700 | | |

## L817365-01 Original Sample (OS) • Duplicate (DUP)

(OS) 02/12/16 14:06 • (DUP) 02/12/16 14:06

| Analyte | Original Result % | DUP Result % | Dilution | DUP RPD % | DUP Qualifier | DUP RPD Limits % |
|---|---|---|---|---|---|---|
| Total Solids | 81.0 | 80.7 | 1 | 0.385 | | 5 |

## Laboratory Control Sample (LCS)

(LCS) 02/12/16 14:06

| Analyte | Spike Amount % | LCS Result % | LCS Rec. % | Rec. Limits % | LCS Qualifier |
|---|---|---|---|---|---|
| Total Solids | 50.0 | 50.0 | 100 | 85.0-115 | |

## Method Blank (MB)

(MB) 02/12/16 13:56

| Analyte | MB Result | MB Qualifier | MB RDL |
|---|---|---|---|
| | % | | % |
| Total Solids | 0.00100 | | |

## L817363-08 Original Sample (OS) • Duplicate (DUP)

(OS) 02/12/16 13:56 • (DUP) 02/12/16 13:56

| Analyte | Original Result | DUP Result | Dilution | DUP RPD | DUP Qualifier | DUP RPD Limits |
|---|---|---|---|---|---|---|
| | % | % | | % | | % |
| Total Solids | 82.6 | 82.9 | 1 | 0.359 | | 5 |

## Laboratory Control Sample (LCS)

(LCS) 02/12/16 13:56

| Analyte | Spike Amount | LCS Result | LCS Rec. | Rec. Limits | LCS Qualifier |
|---|---|---|---|---|---|
| | % | % | % | % | |
| Total Solids | 50.0 | 50.0 | 100 | 85.0-115 | |

## Method Blank (MB)

(MB) 02/12/16 13:47

| Analyte | MB Result % | MB Qualifier | MB RDL % |
|---|---|---|---|
| Total Solids | 0.000500 | | |

## L817376-03 Original Sample (OS) • Duplicate (DUP)

(OS) 02/12/16 13:47 • (DUP) 02/12/16 13:47

| Analyte | Original Result % | DUP Result % | Dilution | DUP RPD % | DUP Qualifier | DUP RPD Limits % |
|---|---|---|---|---|---|---|
| Total Solids | 81.2 | 80.4 | 1 | 0.971 | | 5 |

## Laboratory Control Sample (LCS)

(LCS) 02/12/16 13:47

| Analyte | Spike Amount % | LCS Result % | LCS Rec. % | Rec. Limits % | LCS Qualifier |
|---|---|---|---|---|---|
| Total Solids | 50.0 | 50.1 | 100 | 85.0-115 | |

## Method Blank (MB)

(MB) 02/12/16 13:37

| Analyte | MB Result % | MB Qualifier | MB RDL % |
|---|---|---|---|
| Total Solids | 0.00120 | | |

## L817363-31 Original Sample (OS) • Duplicate (DUP)

(OS) 02/12/16 13:37 • (DUP) 02/12/16 13:37

| Analyte | Original Result % | DUP Result % | Dilution | DUP RPD % | DUP Qualifier | DUP RPD Limits % |
|---|---|---|---|---|---|---|
| Total Solids | 86.3 | 85.8 | 1 | 0.560 | | 5 |

## Laboratory Control Sample (LCS)

(LCS) 02/12/16 13:37

| Analyte | Spike Amount % | LCS Result % | LCS Rec. % | Rec. Limits % | LCS Qualifier |
|---|---|---|---|---|---|
| Total Solids | 50.0 | 50.0 | 100 | 85.0-115 | |

## Method Blank (MB)

(MB) 02/12/16 14:22

| Analyte | MB Result % | MB Qualifier | MB RDL % |
|---|---|---|---|
| Total Solids | 0.000100 | | |

## L817406-10 Original Sample (OS) • Duplicate (DUP)

(OS) 02/12/16 14:22 • (DUP) 02/12/16 14:22

| Analyte | Original Result % | DUP Result % | Dilution | DUP RPD % | DUP Qualifier | DUP RPD Limits % |
|---|---|---|---|---|---|---|
| Total Solids | 84.1 | 83.4 | 1 | 0.783 | | 5 |

## Laboratory Control Sample (LCS)

(LCS) 02/12/16 14:22

| Analyte | Spike Amount % | LCS Result % | LCS Rec. % | Rec. Limits % | LCS Qualifier |
|---|---|---|---|---|---|
| Total Solids | 50.0 | 50.0 | 100 | 85.0-115 | |

## Method Blank (MB)

(MB) 02/13/16 07:36

| Analyte | MB Result mg/kg | MB Qualifier | MB RDL mg/kg |
|---|---|---|---|
| Antimony | ND | | 2.00 |
| Lead | ND | | 0.500 |

## Laboratory Control Sample (LCS) • Laboratory Control Sample Duplicate (LCSD)

(LCS) 02/13/16 07:39 • (LCSD) 02/13/16 07:41

| Analyte | Spike Amount mg/kg | LCS Result mg/kg | LCSD Result mg/kg | LCS Rec. % | LCSD Rec. % | Rec. Limits % | LCS Qualifier | LCSD Qualifier | RPD % | RPD Limits % |
|---|---|---|---|---|---|---|---|---|---|---|
| Antimony | 100 | 96.6 | 98.9 | 97 | 99 | 80-120 | | | 2 | 20 |
| Lead | 100 | 95.1 | 97.3 | 95 | 97 | 80-120 | | | 2 | 20 |

## L817363-01 Original Sample (OS) • Matrix Spike (MS) • Matrix Spike Duplicate (MSD)

(OS) 02/13/16 07:44 • (MS) 02/13/16 07:53 • (MSD) 02/13/16 07:56

| Analyte | Spike Amount mg/kg | Original Result mg/kg | MS Result mg/kg | MSD Result mg/kg | MS Rec. % | MSD Rec. % | Dilution | Rec. Limits % | MS Qualifier | MSD Qualifier | RPD % | RPD Limits % |
|---|---|---|---|---|---|---|---|---|---|---|---|---|
| Antimony | 100 | 1.60 | 71.9 | 119 | 70 | 118 | 1 | 75-125 | J6 | J3 | 49 | 20 |
| Lead | 100 | 414 | 665 | 76700 | 251 | 76300 | 1 | 75-125 | V | J3 V | 197 | 20 |

# QUALITY CONTROL SUMMARY

L817363-21,22,23,24,25,26,27,28,29,30,31,32,33,34,35,36,37,38



## Method Blank (MB)

(MB) 02/13/16 02:36

| Analyte | MB Result mg/kg | MB Qualifier | MB RDL mg/kg |
|---|---|---|---|
| Antimony | ND | | 2.00 |
| Lead | ND | | 0.500 |

## Laboratory Control Sample (LCS) • Laboratory Control Sample Duplicate (LCSD)

(LCS) 02/13/16 02:39 • (LCSD) 02/13/16 02:42

| Analyte | Spike Amount mg/kg | LCS Result mg/kg | LCSD Result mg/kg | LCS Rec. % | LCSD Rec. % | Rec. Limits % | LCS Qualifier | LCSD Qualifier | RPD % | RPD Limits % |
|---|---|---|---|---|---|---|---|---|---|---|
| Antimony | 100 | 110 | 102 | 110 | 102 | 80-120 | | | 7 | 20 |
| Lead | 100 | 108 | 100 | 108 | 100 | 80-120 | | | 8 | 20 |

## L817363-21 Original Sample (OS) • Matrix Spike (MS) • Matrix Spike Duplicate (MSD)

(OS) 02/13/16 02:45 • (MS) 02/13/16 02:54 • (MSD) 02/13/16 02:57

| Analyte | Spike Amount mg/kg | Original Result mg/kg | MS Result mg/kg | MSD Result mg/kg | MS Rec. % | MSD Rec. % | Dilution | Rec. Limits % | MS Qualifier | MSD Qualifier | RPD % | RPD Limits % |
|---|---|---|---|---|---|---|---|---|---|---|---|---|
| Antimony | 100 | 1.91 | 74.9 | 80.8 | 73 | 79 | 1 | 75-125 | J6 | | 8 | 20 |
| Lead | 100 | 502 | 737 | 673 | 234 | 171 | 1 | 75-125 | V | V | 9 | 20 |

## Method Blank (MB)

(MB) 02/14/16 14:31

| Analyte | MB Result mg/l | MB Qualifier | MB RDL mg/l |
|---|---|---|---|
| Antimony | ND | | 0.0100 |
| Lead | ND | | 0.00500 |

## Laboratory Control Sample (LCS) • Laboratory Control Sample Duplicate (LCSD)

(LCS) 02/14/16 14:34 • (LCSD) 02/14/16 14:37

| Analyte | Spike Amount mg/l | LCS Result mg/l | LCSD Result mg/l | LCS Rec. % | LCSD Rec. % | Rec. Limits % | LCS Qualifier | LCSD Qualifier | RPD % | RPD Limits % |
|---|---|---|---|---|---|---|---|---|---|---|
| Antimony | 1.00 | 1.04 | 1.05 | 104 | 105 | 80-120 | | | 1 | 20 |
| Lead | 1.00 | 1.04 | 1.04 | 104 | 104 | 80-120 | | | 1 | 20 |

## L816909-01 Original Sample (OS) • Matrix Spike (MS) • Matrix Spike Duplicate (MSD)

(OS) 02/14/16 14:40 • (MS) 02/14/16 14:46 • (MSD) 02/14/16 14:49

| Analyte | Spike Amount mg/l | Original Result mg/l | MS Result mg/l | MSD Result mg/l | MS Rec. % | MSD Rec. % | Dilution | Rec. Limits % | MS Qualifier | MSD Qualifier | RPD % | RPD Limits % |
|---|---|---|---|---|---|---|---|---|---|---|---|---|
| Antimony | 1.00 | ND | 1.06 | 1.06 | 106 | 106 | 1 | 75-125 | | | 0 | 20 |
| Lead | 1.00 | 0.00810 | 1.06 | 1.06 | 105 | 105 | 1 | 75-125 | | | 0 | 20 |

## Abbreviations and Definitions

| | |
|---|---|
| SDG | Sample Delivery Group. |
| MDL | Method Detection Limit. |
| RDL | Reported Detection Limit. |
| ND,U | Not detected at the Reporting Limit (or MDL where applicable). |
| RPD | Relative Percent Difference. |
| (dry) | Results are reported based on the dry weight of the sample. [this will only be present on a dry report basis for soils]. |
| Original Sample | The non-spiked sample in the prep batch used to determine the Relative Percent Difference (RPD) from a quality control sample. The Original Sample may not be included within the reported SDG. |
| (S) | Surrogate (Surrogate Standard) - Analytes added to every blank, sample, Laboratory Control Sample/Duplicate and Matrix Spike/Duplicate; used to evaluate analytical efficiency by measuring recovery. Surrogates are not expected to be detected in all environmental media. |
| Rec. | Recovery. |
| SDL | Sample Detection Limit. |
| MQL | Method Quantitation Limit. |
| Unadj. MQL | Unadjusted Method Quantitation Limit. |

| Qualifier | Description |
|---|---|
| J3 | The associated batch QC was outside the established quality control range for precision. |
| J6 | The sample matrix interfered with the ability to make any accurate determination; spike value is low. |
| V | The sample concentration is too high to evaluate accurate spike recoveries. |

# ACCREDITATIONS & LOCATIONS

ONE LAB. NATIONWIDE.



ESC Lab Sciences is the only environmental laboratory accredited/certified to support your work nationwide from one location. One phone call, one point of contact, one laboratory. No other lab is as accessible or prepared to handle your needs throughout the country. Our capacity and capability from our single location laboratory is comparable to the collective totals of the network laboratories in our industry. The most significant benefit to our "one location" design is the design of our laboratory campus. The model is conducive to accelerated productivity, decreasing turn-around time, and preventing cross contamination, thus protecting sample integrity. Our focus on premium quality and prompt service allows us to be **YOUR LAB OF CHOICE.**

***** Not all certifications held by the laboratory are applicable to the results reported in the attached report.

## State Accreditations

| | |
|---|---|
| Alabama | 40660 |
| Alaska | UST-080 |
| Arizona | AZ0612 |
| Arkansas | 88-0469 |
| California | 01157CA |
| Colorado | TN00003 |
| Conneticut | PH-0197 |
| Florida | E87487 |
| Georgia | NELAP |
| Georgia [1] | 923 |
| Idaho | TN00003 |
| Illinois | 200008 |
| Indiana | C-TN-01 |
| Iowa | 364 |
| Kansas | E-10277 |
| Kentucky [1] | 90010 |
| Kentucky [2] | 16 |
| Louisiana | AI30792 |
| Maine | TN0002 |
| Maryland | 324 |
| Massachusetts | M-TN003 |
| Michigan | 9958 |
| Minnesota | 047-999-395 |
| Mississippi | TN00003 |
| Missouri | 340 |
| Montana | CERT0086 |
| Nebraska | NE-OS-15-05 |
| Nevada | TN-03-2002-34 |
| New Hampshire | 2975 |
| New Jersey–NELAP | TN002 |
| New Mexico | TN00003 |
| New York | 11742 |
| North Carolina | Env375 |
| North Carolina [1] | DW21704 |
| North Carolina [2] | 41 |
| North Dakota | R-140 |
| Ohio–VAP | CL0069 |
| Oklahoma | 9915 |
| Oregon | TN200002 |
| Pennsylvania | 68-02979 |
| Rhode Island | 221 |
| South Carolina | 84004 |
| South Dakota | n/a |
| Tennessee [1 4] | 2006 |
| Texas | T 104704245-07-TX |
| Texas [5] | LAB0152 |
| Utah | 6157585858 |
| Vermont | VT2006 |
| Virginia | 109 |
| Washington | C1915 |
| West Virginia | 233 |
| Wisconsin | 9980939910 |
| Wyoming | A2LA |

## Third Party & Federal Accreditations

| | |
|---|---|
| A2LA – ISO 17025 | 1461.01 |
| A2LA – ISO 17025 [5] | 1461.02 |
| Canada | 1461.01 |
| EPA–Crypto | TN00003 |
| AIHA | 100789 |
| DOD | 1461.01 |
| USDA | S-67674 |

[1] Drinking Water [2] Underground Storage Tanks [3] Aquatic Toxicity [4] Chemical/Microbiological [5] Mold [n/a] Accreditation not applicable

## Our Locations

ESC Lab Sciences has sixty-four client support centers that provide sample pickup and/or the delivery of sampling supplies. If you would like assistance from one of our support offices, please contact our main office. **ESC Lab Sciences performs all testing at our central laboratory.**

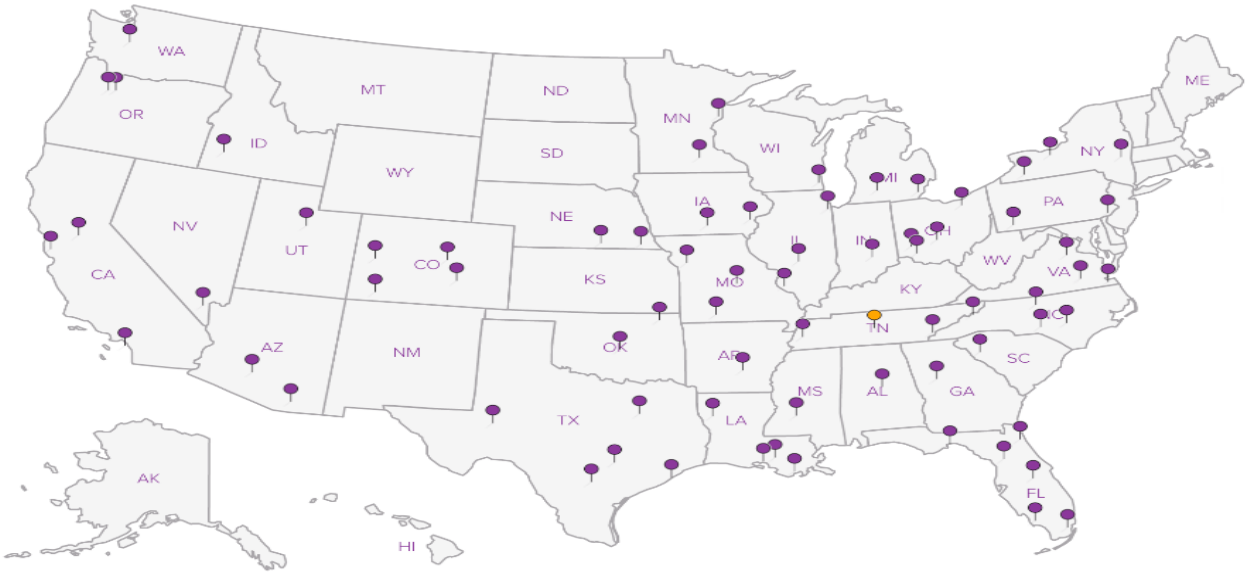

**Envirocon**
101 International Dr
~~651 Corporate Circle Ste 114~~
~~Golden, CO 80020~~
Missoula, MT 59808

Billing Information:
~~Gene McNutt~~
~~651 Corporate Circle Ste 114~~
~~Golden, CO 80020~~

Report to: Elizabeth Miladragovich

Email To: lmiladragovich@envirocon.com

Project Description: BBGRR23 Ft. McClellan

City/State Collected: Anniston, AL

Phone: ~~303-215-0187~~
Fax: 406 561 5716

Client Project #: 1495001

Lab Project #:

Collected by (print): Elizabeth Miladragovich

Site/Facility ID #: Range 23

P.O. #: ENVIRONGCO-121014S

Collected by (signature): [signature]

Immediately Packed on Ice N X Y ___

**Rush?** (Lab MUST Be Notified)
___ Same Day ....200%
X Next Day ....100%
___ Two Day ....50%
___ Three Day ....25%

Date Results Needed

Email? ___No X Yes
FAX? ___No ___Yes

Analysis / Container / Preservative: 6010B-Ph Sb

Chain of Custody Page 1 of 4

ESC LAB SCIENCES
YOUR LAB OF CHOICE
12065 Lebanon Rd
Mount Juliet, TN 37122
Phone: 615-758-5858
Phone: 800-767-5859
Fax: 615-758-5859

L# L817363

Table #

Acctnum: ENVIRONGCO
Template:
Prelogin:
TSR: 288 - Daphne Richards
PB:
Shipped Via:

| Sample ID | Comp/Grab | Matrix * | Depth | Date | Time | No. of Cntrs | 6010B-Ph Sb | Rem./Contaminant | Sample # (lab only) |
|---|---|---|---|---|---|---|---|---|---|
| R23P079Q-POSTXCSSA8-SW01 | grab | SS | | 2/11/16 | 12:48 | 1 | X | | -01 |
| R23P079Q-POSTXCSSA8-SW02 | | | | | 12:52 | 1 | X | | -02 |
| R23P079Q-POSTXCSSA8-SW03 | | | | | 12:54 | 1 | X | | -03 |
| R23P079Q-POSTXCSSA8-SW04 | | | | | 12:55 | 1 | X | | -04 |
| R23P079Q-POSTXCSSA8-SW05 | | | | | 12:57 | 1 | X | | -05 |
| R23P079Q-POSTXCSSA8-SW06 | | | | | 12:59 | 1 | X | | -06 |
| R23P079Q-POSTXCSSA8-SW01 | | | | | 13:02 | 1 | X | | -07 |
| R23P079Q-POSTXCSSA8-SW02 | | | | | 13:04 | 1 | X | | -08 |
| R23P079Q-POSTXCSSA5-SW01 | | | | | 13:07 | 1 | X | | -09 |
| R23P079Q-POSTXCSSA5-SW02 | | | | | 13:09 | 1 | X | | -10 |

* Matrix: SS - Soil GW - Groundwater WW - WasteWater DW - Drinking Water OT - Other_____

**Remarks:**

pH _____ Temp _____
Flow _____ Other _____

605735223515 9

Hold #

| Relinquished by : (Signature) | Date: | Time: | Received by: (Signature) | Samples returned via: ☐ UPS ☒ FedEx ☐ Courier ☐ ____ | Condition: ✓ (lab use only) GOLD |
|---|---|---|---|---|---|
| [signature] | 2/11/16 | 15:30 | | | |
| Relinquished by : (Signature) | Date: | Time: | Received by: (Signature) | Temp: 3.2 °C Bottles Received: 40 | COC Seal Intact: ___Y ___N ✓ NA |
| Relinquished by : (Signature) | Date: | Time: | Received for lab by: (Signature) | Date: 2/12/16 Time: 900 | pH Checked: NCF: |

**Envirocon**
101 International Dr.
~~651 Corporate Circle Ste 114~~
~~Golden, CO 80020~~
Missoula, MT 59808

Billing Information:
~~Gene McNutt~~
~~651 Corporate Circle Ste 114~~
~~Golden, CO 80020~~

Report to: Elizabeth Milodragovich
Email To: lmilodragovich@envirocon.com

Project Description: BBGRR23 Ft. McClellan
City/State Collected: Anniston, AL

Phone: ~~303-215-0187~~
Fax: 406 5657576
Client Project # 1495001
Lab Project #

Collected by (print): Elizabeth Milodragovich
Site/Facility ID # Range 23
P.O. # ENVIRONGCO-120145

Collected by (signature):
Immediately Packed on Ice N [X] Y ___

*Rush?* (Lab MUST Be Notified)
___ Same Day ....200%
[X] Next Day ....100%
___ Two Day ....50%
___ Three Day ....25%

Date Results Needed
Email? ___No [X]Yes
FAX? ___No ___Yes

Chain of Custody Page 2 of 4

ESC LAB SCIENCES
YOUR LAB OF CHOICE
12065 Lebanon Rd
Mount Juliet, TN 37122
Phone: 615-758-5858
Phone: 800-767-5859
Fax: 615-758-5859

L# L817363
Table #
Acctnum: ENVIRONGCO
Template:
Prelogin:
TSR: 288 - Daphne Richards
PB:
Shipped Via:

Analysis / Container / Preservative: 6010B-Pb/Sb

| Sample ID | Comp/Grab | Matrix * | Depth | Date | Time | No. of Cntrs | 6010B-Pb/Sb | Rem./Contaminant | Sample # (lab only) |
|---|---|---|---|---|---|---|---|---|---|
| R23P079Q-POSTXCSSA5-SW03 | Grab | SS | | 2/11/16 | 13:11 | 1 | X | | -11 |
| R23P079Q-POSTXCSSA5-SW04 | | | | | 13:14 | 1 | X | | -12 |
| R23P079Q-POSTXCSSA5-SW05 | | | | | 13:16 | 1 | X | | -13 |
| R23P079Q-POSTXCSSA5-SW06 | | | | | 13:19 | 1 | X | | -14 |
| R23P079Q-POSTXCSSF10-SW01 | | | | | 13:25 | 1 | X | | -15 |
| R23P079Q-POSTXCSSF10-SW02 | | | | | 13:27 | 1 | X | | -16 |
| R23P079Q-POSTXCSSF10-SW03 | | | | | 13:30 | 1 | X | | -17 |
| R23P079Q-POSTXCSSF10-SW04 | | | | | 13:32 | 1 | X | | -18 |
| R23P079Q-POSTXCSSF10-SW05 | | | | | 13:34 | 1 | X | | -19 |
| R23P079Q-POSTXCSSF10-SW06 | | | | | 13:36 | 1 | X | | -20 |

* Matrix: SS - Soil GW - Groundwater WW - WasteWater DW - Drinking Water OT - Other_____

**Remarks:**

pH _____ Temp _____
Flow _____ Other _____

Hold #

| Relinquished by : (Signature) | Date: | Time: | Received by: (Signature) | Samples returned via: ☐ UPS [X] FedEx ☐ Courier ☐ ____ |
|---|---|---|---|---|
| | 2/11/16 | 15:30 | | |
| Relinquished by : (Signature) | Date: | Time: | Received by: (Signature) | Temp: Amb °C Bottles Received: 40 |
| Relinquished by : (Signature) | Date: | Time: | Received for lab by: (Signature) | Date: 2/12/16 Time: 900 |

Condition: ok (lab use only) GOO
COC Seal Intact: ___Y ___N ✓ NA
pH Checked: NCF:

Chain of Custody Page 3 of 4

ESC LAB SCIENCES

YOUR LAB OF CHOICE

12065 Lebanon Rd
Mount Juliet, TN 37122
Phone: 615-758-5858
Phone: 800-767-5859
Fax: 615-758-5859

**Envirocon**
~~651 Corporate Circle Ste 114~~ 101 International Dr
~~Golden, CO 80020~~ Missoula, MT 59808

Billing Information:
~~Gene McNutt~~
~~651 Corporate Circle Ste 114~~
~~Golden, CO 80020~~

Report to: Elizabeth Miladragovich

Email To: lmiladragovich@envirocon.com

Project Description: BBGRR23 Ft. McClellan

City/State Collected: Anniston, AL

Phone: ~~303-215-0187~~
Fax: 406 565 7576

Client Project # 1495001

Lab Project #

L# L817343

Table #

Collected by (print): Elizabeth Miladragovich

Site/Facility ID # Range 23

P.O. # ENVIRONGCO-1210745

Acctnum: ENVIRONGCO

Template:

Prelogin:

TSR: 288 - Daphne Richards

PB:

Shipped Via:

Collected by (signature): [signature]

Immediately Packed on Ice N X Y ___

**Rush?** (Lab MUST Be Notified)
___ Same Day ..... 200%
X Next Day ..... 100%
___ Two Day ..... 50%
___ Three Day ..... 25%

Date Results Needed

Email? ___No X Yes
FAX? ___No ___Yes

Analysis / Container / Preservative: 600103-Pb, Sb

| Sample ID | Comp/Grab | Matrix * | Depth | Date | Time | No. of Cntrs | 600103-Pb, Sb | Rem./Contaminant | Sample # (lab only) |
|---|---|---|---|---|---|---|---|---|---|
| R23P079Q-POSTXCSSA3-SW01 | grab | SS | | 2/11/16 | 13:45 | 1 | X | | -21 |
| R23P079Q-POSTXCSSA3-SW02 | | | | | 13:47 | 1 | X | | -22 |
| R23P079Q-POSTXCSSA3-SW2S | | | | | 13:50 | 1 | X | | -23 |
| R23P079Q-POSTXCSSA3-SW2Dup | | | | | 13:52 | 1 | X | | -24 |
| R23P079Q-POSTXCSSA3-SW03 | | | | | 13:54 | 1 | X | | -25 |
| R23P079Q-POSTXCSSA3-SW04 | | | | | 13:56 | 1 | X | | -26 |
| R23P079Q-POSTXCSSA3-SW05 | | | | | 13:58 | 1 | X | | -27 |
| R23P079Q-POSTXCSSA3-SW06 | | | | | 14:00 | 1 | X | | -28 |
| R23P079Q-POSTXCSSB4-SW01 | | | | | 14:05 | 1 | X | | -29 |
| R23P079Q-POSTXCSSB4-SW02 | | | | | 14:07 | 1 | X | | -30 |

* Matrix: SS - Soil GW - Groundwater WW - WasteWater DW - Drinking Water OT - Other_____

**Remarks:**

pH _____ Temp _____
Flow _____ Other _____

| Relinquished by : (Signature) | Date: | Time: | Received by: (Signature) |
|---|---|---|---|
| [signature] | 2/11/16 | 15:30 | |
| Relinquished by : (Signature) | Date: | Time: | Received by: (Signature) |
| | | | |
| Relinquished by : (Signature) | Date: | Time: | Received for lab by: (Signature) |
| | | | [signature] |

Samples returned via: ☐ UPS ☒ FedEx ☐ Courier ☐ _____

Temp: Amb °C Bottles Received: 40

Date: 2/12/16 Time: 9:00

Hold #

Condition: ok (lab use only) 6710

COC Seal Intact: ___Y ___N ✓ NA

pH Checked: NCF:

Chain of Custody Page 4 of 4

ESC LAB SCIENCES
YOUR LAB OF CHOICE
12065 Lebanon Rd
Mount Juliet, TN 37122
Phone: 615-758-5858
Phone: 800-767-5859
Fax: 615-758-5859

**Envirocon**
101 International Dr
~~651 Corporate Circle Ste 114~~
~~Golden, CO 80020~~
Missoula, MT 59808

Billing Information:
~~Gene McNutt~~
~~651 Corporate Circle Ste 114~~
~~Golden, CO 80020~~

Report to: Elizabeth Milodragovich
Email To: lmilodragovich@envirocon.com
Project Description: BBGRR23 Ft. McClellan
City/State Collected: Anniston, AL
Phone: ~~303-215-0187~~
Fax: 406 565 7576
Client Project # 1495001
Lab Project #
L# L817363
Table #
Collected by (print): Elizabeth Milodragovich
Site/Facility ID # Range 23
P.O. # ENVIRONGCO-1210145
Acctnum: ENVIRONGCO
Template:
Prelogin:
TSR: 268 - Daphne Richards
PB:
Shipped Via:
Collected by (signature):
Immediately Packed on Ice N ___ Y X
**Rush?** (Lab MUST Be Notified)
___ Same Day ....200%
X Next Day ....100%
___ Two Day ....50%
___ Three Day ....25%
Date Results Needed
Email? ___No X Yes
FAX? ___No ___Yes

Analysis / Container / Preservative: 62 : 60103-pb/sb

| Sample ID | Comp/Grab | Matrix * | Depth | Date | Time | No. of Cntrs | | Rem./Contaminant | Sample # (lab only) |
|---|---|---|---|---|---|---|---|---|---|
| R23P079Q-POSTXCSSB4-SW3 | grab | SS | | 2/11/16 | ~~14:07~~ 14:10 | 1 | X | | -31 |
| R23P079Q-POSTXCSSB4-SW4 | | | | | 14:12 | 1 | X | | -32 |
| R23P079Q-POSTXCSSB4-SW5 | | | | | 14:14 | 1 | X | | -33 |
| R23P079Q-POSTXCSSC4-SW1 | | | | | 14:20 | 1 | X | | -34 |
| R23P079Q-POSTXCSSC4-SW2 | | | | | 14:22 | 1 | X | | -35 |
| R23P079Q-POSTXCSSC4-SW3 | | | | | 14:24 | 1 | X | | -36 |
| R23P079Q-POSTXCSSC4-SW4 | | | | | 14:27 | 1 | X | | -37 |
| R23P079Q-POSTXCSSC4-SW5 | | | | | 14:30 | 1 | X | | -38 |
| R23P079Q-RINSE-7 | | WW | | 2/11/16 | 13:40 | 1 | X | | -39 |
| R23P079Q-RINSE-8 | | | | | 14:35 | 1 | X | | -40 |

* Matrix: SS - Soil GW - Groundwater WW - WasteWater DW - Drinking Water OT - Other_____

**Remarks:** Rinse samples preserved w/ nitric

pH _____ Temp _____
Flow _____ Other _____

Hold #

| Relinquished by : (Signature) | Date: | Time: | Received by: (Signature) |
|---|---|---|---|
| | 2/11/16 | 15:30 | |
| Relinquished by : (Signature) | Date: | Time: | Received by: (Signature) |
| | | | |
| Relinquished by : (Signature) | Date: | Time: | Received for lab by: (Signature) |
| | | | |

Samples returned via: ☐ UPS ☒ FedEx ☐ Courier ☐ _____
Temp: 3mg °C Bottles Received: 40
Date: 2/12/16 Time: 900

Condition: (lab use only) GOO
COC Seal Intact: ___Y ___N ✓NA
pH Checked: <2
NCF:

# ANALYTICAL REPORT

February 17, 2016

## Envirocon

| | |
|---|---|
| Sample Delivery Group: | L817632 |
| Samples Received: | 02/13/2016 |
| Project Number: | 1495001 |
| Description: | BBG RR23 Ft. McClellan |
| Site: | RANGE 23 |
| Report To: | Liz Milodragovich<br>651 Corporate Circle Ste 114<br>Golden, CO 80020 |

Entire Report Reviewed By: Daphne R Richards

Daphne Richards
Technical Service Representative

Results relate only to the items tested or calibrated and are reported as rounded values. This test report shall not be reproduced, except in full, without written approval of the laboratory. Where applicable, sampling conducted by ESC is performed per guidance provided in laboratory standard operating procedures: 060302, 060303, and 060304.

# TABLE OF CONTENTS

## R23P079Q-POSTXCSSA3-A L817632-01 Solid

Collected by: Elizabeth M. | Collected date/time: 02/11/16 16:40 | Received date/time: 02/13/16 09:00

| Method | Batch | Dilution | Preparation date/time | Analysis date/time | Analyst |
|---|---|---|---|---|---|
| Metals (ICP) by Method 6010B | WG849203 | 1 | 02/15/16 11:38 | 02/16/16 00:57 | LTB |
| Total Solids by Method 2540 G-2011 | WG849205 | 1 | 02/13/16 14:44 | 02/14/16 09:35 | KDW |

## R23P079Q-POSTXCSSA3-B L817632-02 Solid

Collected by: Elizabeth M. | Collected date/time: 02/11/16 16:42 | Received date/time: 02/13/16 09:00

| Method | Batch | Dilution | Preparation date/time | Analysis date/time | Analyst |
|---|---|---|---|---|---|
| Metals (ICP) by Method 6010B | WG849203 | 1 | 02/15/16 11:38 | 02/16/16 01:12 | LTB |
| Total Solids by Method 2540 G-2011 | WG849205 | 1 | 02/13/16 14:44 | 02/14/16 09:35 | KDW |

## R23P079Q-POSTXCSSA3-C L817632-03 Solid

Collected by: Elizabeth M. | Collected date/time: 02/11/16 16:45 | Received date/time: 02/13/16 09:00

| Method | Batch | Dilution | Preparation date/time | Analysis date/time | Analyst |
|---|---|---|---|---|---|
| Metals (ICP) by Method 6010B | WG849203 | 1 | 02/15/16 11:38 | 02/16/16 01:16 | LTB |
| Total Solids by Method 2540 G-2011 | WG849205 | 1 | 02/13/16 14:44 | 02/14/16 09:35 | KDW |

## R23P079Q-POSTXCSSA3-D L817632-04 Solid

Collected by: Elizabeth M. | Collected date/time: 02/11/16 16:47 | Received date/time: 02/13/16 09:00

| Method | Batch | Dilution | Preparation date/time | Analysis date/time | Analyst |
|---|---|---|---|---|---|
| Metals (ICP) by Method 6010B | WG849203 | 1 | 02/15/16 11:38 | 02/16/16 01:25 | LTB |
| Total Solids by Method 2540 G-2011 | WG849205 | 1 | 02/13/16 14:44 | 02/14/16 09:35 | KDW |

## R23P079Q-POSTXCSSA5-A L817632-05 Solid

Collected by: Elizabeth M. | Collected date/time: 02/11/16 16:55 | Received date/time: 02/13/16 09:00

| Method | Batch | Dilution | Preparation date/time | Analysis date/time | Analyst |
|---|---|---|---|---|---|
| Metals (ICP) by Method 6010B | WG849203 | 1 | 02/15/16 11:38 | 02/16/16 01:28 | LTB |
| Total Solids by Method 2540 G-2011 | WG849205 | 1 | 02/13/16 14:44 | 02/14/16 09:35 | KDW |

## R23P079Q-POSTXCSSA5-B L817632-06 Solid

Collected by: Elizabeth M. | Collected date/time: 02/11/16 16:57 | Received date/time: 02/13/16 09:00

| Method | Batch | Dilution | Preparation date/time | Analysis date/time | Analyst |
|---|---|---|---|---|---|
| Metals (ICP) by Method 6010B | WG849203 | 1 | 02/15/16 11:38 | 02/16/16 01:31 | LTB |
| Total Solids by Method 2540 G-2011 | WG849205 | 1 | 02/13/16 14:44 | 02/14/16 09:36 | KDW |

## R23P079Q-POSTXCSSA5-C L817632-07 Solid

Collected by: Elizabeth M. | Collected date/time: 02/11/16 17:00 | Received date/time: 02/13/16 09:00

| Method | Batch | Dilution | Preparation date/time | Analysis date/time | Analyst |
|---|---|---|---|---|---|
| Metals (ICP) by Method 6010B | WG849203 | 1 | 02/15/16 11:38 | 02/16/16 01:34 | LTB |
| Total Solids by Method 2540 G-2011 | WG849205 | 1 | 02/13/16 14:44 | 02/14/16 09:36 | KDW |

## R23P079Q-POSTXCSSA5-D L817632-08 Solid

Collected by: Elizabeth M. | Collected date/time: 02/11/16 17:02 | Received date/time: 02/13/16 09:00

| Method | Batch | Dilution | Preparation date/time | Analysis date/time | Analyst |
|---|---|---|---|---|---|
| Metals (ICP) by Method 6010B | WG849203 | 1 | 02/15/16 11:38 | 02/16/16 01:37 | LTB |
| Total Solids by Method 2540 G-2011 | WG849206 | 1 | 02/13/16 14:33 | 02/14/16 09:31 | KDW |

## R23P079Q-POSTXCSSB1-A L817632-09 Solid

Collected by: Elizabeth M. | Collected date/time: 02/11/16 17:10 | Received date/time: 02/13/16 09:00

| Method | Batch | Dilution | Preparation date/time | Analysis date/time | Analyst |
|---|---|---|---|---|---|
| Metals (ICP) by Method 6010B | WG849203 | 1 | 02/15/16 11:38 | 02/16/16 01:40 | LTB |
| Total Solids by Method 2540 G-2011 | WG849206 | 1 | 02/13/16 14:33 | 02/14/16 09:31 | KDW |

## R23P079Q-POSTXCSSB1-B L817632-10 Solid

Collected by: Elizabeth M. | Collected date/time: 02/11/16 17:12 | Received date/time: 02/13/16 09:00

| Method | Batch | Dilution | Preparation date/time | Analysis date/time | Analyst |
|---|---|---|---|---|---|
| Metals (ICP) by Method 6010B | WG849203 | 1 | 02/15/16 11:38 | 02/16/16 01:43 | LTB |
| Total Solids by Method 2540 G-2011 | WG849206 | 1 | 02/13/16 14:33 | 02/14/16 09:31 | KDW |

## R23P079Q-POSTXCSSB1-C L817632-11 Solid

Collected by: Elizabeth M. | Collected date/time: 02/11/16 17:14 | Received date/time: 02/13/16 09:00

| Method | Batch | Dilution | Preparation date/time | Analysis date/time | Analyst |
|---|---|---|---|---|---|
| Metals (ICP) by Method 6010B | WG849203 | 1 | 02/15/16 11:38 | 02/16/16 01:47 | LTB |
| Total Solids by Method 2540 G-2011 | WG849206 | 1 | 02/13/16 14:33 | 02/14/16 09:31 | KDW |

## R23P079Q-POSTXCSSB1-CS L817632-12 Solid

Collected by: Elizabeth M. | Collected date/time: 02/11/16 17:17 | Received date/time: 02/13/16 09:00

| Method | Batch | Dilution | Preparation date/time | Analysis date/time | Analyst |
|---|---|---|---|---|---|
| Metals (ICP) by Method 6010B | WG849203 | 1 | 02/15/16 11:38 | 02/16/16 01:50 | LTB |
| Total Solids by Method 2540 G-2011 | WG849206 | 1 | 02/13/16 14:33 | 02/14/16 09:31 | KDW |

## R23P079Q-POSTXCSSB1-C DUP L817632-13 Solid

Collected by: Elizabeth M. | Collected date/time: 02/11/16 17:19 | Received date/time: 02/13/16 09:00

| Method | Batch | Dilution | Preparation date/time | Analysis date/time | Analyst |
|---|---|---|---|---|---|
| Metals (ICP) by Method 6010B | WG849203 | 1 | 02/15/16 11:38 | 02/16/16 01:53 | LTB |
| Total Solids by Method 2540 G-2011 | WG849206 | 1 | 02/13/16 14:33 | 02/14/16 09:32 | KDW |

## R23P079Q-POSTXCSSB1-D L817632-14 Solid

Collected by: Elizabeth M. | Collected date/time: 02/11/16 17:21 | Received date/time: 02/13/16 09:00

| Method | Batch | Dilution | Preparation date/time | Analysis date/time | Analyst |
|---|---|---|---|---|---|
| Metals (ICP) by Method 6010B | WG849203 | 1 | 02/15/16 11:38 | 02/16/16 02:02 | LTB |
| Total Solids by Method 2540 G-2011 | WG849206 | 1 | 02/13/16 14:33 | 02/14/16 09:32 | KDW |

## R23P079Q-POSTXCSSB4-A L817632-15 Solid

Collected by: Elizabeth M. | Collected date/time: 02/11/16 17:35 | Received date/time: 02/13/16 09:00

| Method | Batch | Dilution | Preparation date/time | Analysis date/time | Analyst |
|---|---|---|---|---|---|
| Metals (ICP) by Method 6010B | WG849203 | 1 | 02/15/16 11:38 | 02/16/16 02:05 | LTB |
| Total Solids by Method 2540 G-2011 | WG849206 | 1 | 02/13/16 14:33 | 02/14/16 09:32 | KDW |

## R23P079Q-POSTXCSSB4-B L817632-16 Solid

Collected by: Elizabeth M. | Collected date/time: 02/11/16 17:37 | Received date/time: 02/13/16 09:00

| Method | Batch | Dilution | Preparation date/time | Analysis date/time | Analyst |
|---|---|---|---|---|---|
| Metals (ICP) by Method 6010B | WG849203 | 1 | 02/15/16 11:38 | 02/16/16 02:08 | LTB |
| Total Solids by Method 2540 G-2011 | WG849206 | 1 | 02/13/16 14:33 | 02/14/16 09:32 | KDW |

## R23P079Q-POSTXCSSB4-C L817632-17 Solid

Collected by: Elizabeth M. | Collected date/time: 02/11/16 17:40 | Received date/time: 02/13/16 09:00

| Method | Batch | Dilution | Preparation date/time | Analysis date/time | Analyst |
|---|---|---|---|---|---|
| Metals (ICP) by Method 6010B | WG849203 | 1 | 02/15/16 11:38 | 02/16/16 02:11 | LTB |
| Total Solids by Method 2540 G-2011 | WG849206 | 1 | 02/13/16 14:33 | 02/14/16 09:32 | KDW |

## R23P079Q-POSTXCSSB4-D L817632-18 Solid

Collected by: Elizabeth M. | Collected date/time: 02/11/16 17:42 | Received date/time: 02/13/16 09:00

| Method | Batch | Dilution | Preparation date/time | Analysis date/time | Analyst |
|---|---|---|---|---|---|
| Metals (ICP) by Method 6010B | WG849203 | 1 | 02/15/16 11:38 | 02/16/16 02:14 | LTB |
| Total Solids by Method 2540 G-2011 | WG849207 | 1 | 02/13/16 14:22 | 02/14/16 09:26 | KDW |

## R23P079Q-POSTXCSSC4-A L817632-19 Solid

Collected by: Elizabeth M. | Collected date/time: 02/11/16 17:44 | Received date/time: 02/13/16 09:00

| Method | Batch | Dilution | Preparation date/time | Analysis date/time | Analyst |
|---|---|---|---|---|---|
| Metals (ICP) by Method 6010B | WG849203 | 1 | 02/15/16 11:38 | 02/16/16 02:18 | LTB |
| Total Solids by Method 2540 G-2011 | WG849207 | 1 | 02/13/16 14:22 | 02/14/16 09:26 | KDW |

## R23P079Q-POSTXCSSC4-B L817632-20 Solid

Collected by: Elizabeth M. | Collected date/time: 02/11/16 17:46 | Received date/time: 02/13/16 09:00

| Method | Batch | Dilution | Preparation date/time | Analysis date/time | Analyst |
|---|---|---|---|---|---|
| Metals (ICP) by Method 6010B | WG849203 | 1 | 02/15/16 11:38 | 02/16/16 02:21 | LTB |
| Total Solids by Method 2540 G-2011 | WG849207 | 1 | 02/13/16 14:22 | 02/14/16 09:27 | KDW |

## R23P079Q-POSTXCSSC4-BS L817632-21 Solid

Collected by: Elizabeth M. | Collected date/time: 02/11/16 17:48 | Received date/time: 02/13/16 09:00

| Method | Batch | Dilution | Preparation date/time | Analysis date/time | Analyst |
|---|---|---|---|---|---|
| Metals (ICP) by Method 6010B | WG849606 | 1 | 02/15/16 17:53 | 02/16/16 13:31 | ST |
| Total Solids by Method 2540 G-2011 | WG849207 | 1 | 02/13/16 14:22 | 02/14/16 09:27 | KDW |

## R23P079Q-POSTXCSSC4-B DUP L817632-22 Solid

Collected by: Elizabeth M.
Collected date/time: 02/11/16 17:50
Received date/time: 02/13/16 09:00

| Method | Batch | Dilution | Preparation date/time | Analysis date/time | Analyst |
|---|---|---|---|---|---|
| Metals (ICP) by Method 6010B | WG849606 | 1 | 02/15/16 17:53 | 02/16/16 13:34 | ST |
| Total Solids by Method 2540 G-2011 | WG849207 | 1 | 02/13/16 14:22 | 02/14/16 09:27 | KDW |

## R23P079Q-POSTXCSSC4-C L817632-23 Solid

Collected by: Elizabeth M.
Collected date/time: 02/11/16 17:53
Received date/time: 02/13/16 09:00

| Method | Batch | Dilution | Preparation date/time | Analysis date/time | Analyst |
|---|---|---|---|---|---|
| Metals (ICP) by Method 6010B | WG849606 | 1 | 02/15/16 17:53 | 02/16/16 13:37 | ST |
| Total Solids by Method 2540 G-2011 | WG849207 | 1 | 02/13/16 14:22 | 02/14/16 09:27 | KDW |

## R23P079Q-POSTXCSSC4-D L817632-24 Solid

Collected by: Elizabeth M.
Collected date/time: 02/11/16 17:55
Received date/time: 02/13/16 09:00

| Method | Batch | Dilution | Preparation date/time | Analysis date/time | Analyst |
|---|---|---|---|---|---|
| Metals (ICP) by Method 6010B | WG849606 | 1 | 02/15/16 17:53 | 02/16/16 13:40 | ST |
| Total Solids by Method 2540 G-2011 | WG849207 | 1 | 02/13/16 14:22 | 02/14/16 09:27 | KDW |

## R23P079Q-RINSE-9 L817632-25 GW

Collected by: Elizabeth M.
Collected date/time: 02/11/16 16:30
Received date/time: 02/13/16 09:00

| Method | Batch | Dilution | Preparation date/time | Analysis date/time | Analyst |
|---|---|---|---|---|---|
| Metals (ICP) by Method 6010B | WG849330 | 1 | 02/14/16 19:48 | 02/15/16 08:20 | LTB |

1 Cp
2 Tc
3 Ss
4 Cn
5 Sr
6 Qc
7 Gl
8 Al
9 Sc

All sample aliquots were received at the correct temperature, in the proper containers, with the appropriate preservatives, and within method specified holding times. All MDL (LOD) and RDL (LOQ) values reported for environmental samples have been corrected for the dilution factor used in the analysis. All Method and Batch Quality Control are within established criteria except where addressed in this case narrative, a non-conformance form or properly qualified within the sample results. By my digital signature below, I affirm to the best of my knowledge, all problems/anomalies observed by the laboratory as having the potential to affect the quality of the data have been identified by the laboratory, and no information or data have been knowingly withheld that would affect the quality of the data.

Daphne R Richards

Daphne Richards
Technical Service Representative

## Total Solids by Method 2540 G-2011

| Analyte | Result % | Qualifier | Dilution | Analysis date / time | Batch |
|---|---|---|---|---|---|
| Total Solids | 86.5 | | 1 | 02/14/2016 09:35 | WG849205 |

## Metals (ICP) by Method 6010B

| Analyte | Result mg/kg | Qualifier | RDL mg/kg | Dilution | Analysis date / time | Batch |
|---|---|---|---|---|---|---|
| Antimony | ND | J6 | 2.00 | 1 | 02/16/2016 00:57 | WG849203 |
| Lead | 209 | J3 J5 J6 | 0.500 | 1 | 02/16/2016 00:57 | WG849203 |

## Total Solids by Method 2540 G-2011

| Analyte | Result % | Qualifier | Dilution | Analysis date / time | Batch |
|---|---|---|---|---|---|
| Total Solids | 84.3 | | 1 | 02/14/2016 09:35 | WG849205 |

## Metals (ICP) by Method 6010B

| Analyte | Result mg/kg | Qualifier | RDL mg/kg | Dilution | Analysis date / time | Batch |
|---|---|---|---|---|---|---|
| Antimony | ND | | 2.00 | 1 | 02/16/2016 01:12 | WG849203 |
| Lead | 44.1 | | 0.500 | 1 | 02/16/2016 01:12 | WG849203 |

## Total Solids by Method 2540 G-2011

| Analyte | Result % | Qualifier | Dilution | Analysis date / time | Batch |
|---|---|---|---|---|---|
| Total Solids | 84.8 | | 1 | 02/14/2016 09:35 | WG849205 |

## Metals (ICP) by Method 6010B

| Analyte | Result mg/kg | Qualifier | RDL mg/kg | Dilution | Analysis date / time | Batch |
|---|---|---|---|---|---|---|
| Antimony | ND | | 2.00 | 1 | 02/16/2016 01:16 | WG849203 |
| Lead | 155 | | 0.500 | 1 | 02/16/2016 01:16 | WG849203 |

## Total Solids by Method 2540 G-2011

| Analyte | Result % | Qualifier | Dilution | Analysis date / time | Batch |
|---|---|---|---|---|---|
| Total Solids | 85.0 | | 1 | 02/14/2016 09:35 | WG849205 |

## Metals (ICP) by Method 6010B

| Analyte | Result mg/kg | Qualifier | RDL mg/kg | Dilution | Analysis date / time | Batch |
|---|---|---|---|---|---|---|
| Antimony | ND | | 2.00 | 1 | 02/16/2016 01:25 | WG849203 |
| Lead | 56.0 | | 0.500 | 1 | 02/16/2016 01:25 | WG849203 |

## Total Solids by Method 2540 G-2011

| Analyte | Result % | Qualifier | Dilution | Analysis date / time | Batch |
|---|---|---|---|---|---|
| Total Solids | 86.1 | | 1 | 02/14/2016 09:35 | WG849205 |

## Metals (ICP) by Method 6010B

| Analyte | Result mg/kg | Qualifier | RDL mg/kg | Dilution | Analysis date / time | Batch |
|---|---|---|---|---|---|---|
| Antimony | ND | | 2.00 | 1 | 02/16/2016 01:28 | WG849203 |
| Lead | 51.1 | | 0.500 | 1 | 02/16/2016 01:28 | WG849203 |

## Total Solids by Method 2540 G-2011

| Analyte | Result % | Qualifier | Dilution | Analysis date / time | Batch |
|---|---|---|---|---|---|
| Total Solids | 93.0 | | 1 | 02/14/2016 09:36 | WG849205 |

## Metals (ICP) by Method 6010B

| Analyte | Result mg/kg | Qualifier | RDL mg/kg | Dilution | Analysis date / time | Batch |
|---|---|---|---|---|---|---|
| Antimony | ND | | 2.00 | 1 | 02/16/2016 01:31 | WG849203 |
| Lead | 27.6 | | 0.500 | 1 | 02/16/2016 01:31 | WG849203 |

## Total Solids by Method 2540 G-2011

| Analyte | Result % | Qualifier | Dilution | Analysis date / time | Batch |
|---|---|---|---|---|---|
| Total Solids | 85.6 | | 1 | 02/14/2016 09:36 | WG849205 |

## Metals (ICP) by Method 6010B

| Analyte | Result mg/kg | Qualifier | RDL mg/kg | Dilution | Analysis date / time | Batch |
|---|---|---|---|---|---|---|
| Antimony | ND | | 2.00 | 1 | 02/16/2016 01:34 | WG849203 |
| Lead | 64.1 | | 0.500 | 1 | 02/16/2016 01:34 | WG849203 |

## Total Solids by Method 2540 G-2011

| Analyte | Result % | Qualifier | Dilution | Analysis date / time | Batch |
|---|---|---|---|---|---|
| Total Solids | 84.2 | | 1 | 02/14/2016 09:31 | WG849206 |

## Metals (ICP) by Method 6010B

| Analyte | Result mg/kg | Qualifier | RDL mg/kg | Dilution | Analysis date / time | Batch |
|---|---|---|---|---|---|---|
| Antimony | ND | | 2.00 | 1 | 02/16/2016 01:37 | WG849203 |
| Lead | 29.4 | | 0.500 | 1 | 02/16/2016 01:37 | WG849203 |

## Total Solids by Method 2540 G-2011

| Analyte | Result % | Qualifier | Dilution | Analysis date / time | Batch |
|---|---|---|---|---|---|
| Total Solids | 87.1 | | 1 | 02/14/2016 09:31 | WG849206 |

## Metals (ICP) by Method 6010B

| Analyte | Result mg/kg | Qualifier | RDL mg/kg | Dilution | Analysis date / time | Batch |
|---|---|---|---|---|---|---|
| Antimony | ND | | 2.00 | 1 | 02/16/2016 01:40 | WG849203 |
| Lead | 34.3 | | 0.500 | 1 | 02/16/2016 01:40 | WG849203 |

## Total Solids by Method 2540 G-2011

| Analyte | Result % | Qualifier | Dilution | Analysis date / time | Batch |
|---|---|---|---|---|---|
| Total Solids | 83.1 | | 1 | 02/14/2016 09:31 | WG849206 |

## Metals (ICP) by Method 6010B

| Analyte | Result mg/kg | Qualifier | RDL mg/kg | Dilution | Analysis date / time | Batch |
|---|---|---|---|---|---|---|
| Antimony | ND | | 2.00 | 1 | 02/16/2016 01:43 | WG849203 |
| Lead | 51.5 | | 0.500 | 1 | 02/16/2016 01:43 | WG849203 |

## Total Solids by Method 2540 G-2011

| Analyte | Result % | Qualifier | Dilution | Analysis date / time | Batch |
|---|---|---|---|---|---|
| Total Solids | 82.6 | | 1 | 02/14/2016 09:31 | WG849206 |

## Metals (ICP) by Method 6010B

| Analyte | Result mg/kg | Qualifier | RDL mg/kg | Dilution | Analysis date / time | Batch |
|---|---|---|---|---|---|---|
| Antimony | ND | | 2.00 | 1 | 02/16/2016 01:47 | WG849203 |
| Lead | 26.5 | | 0.500 | 1 | 02/16/2016 01:47 | WG849203 |

## Total Solids by Method 2540 G-2011

| Analyte | Result % | Qualifier | Dilution | Analysis date / time | Batch |
|---|---|---|---|---|---|
| Total Solids | 83.1 | | 1 | 02/14/2016 09:31 | WG849206 |

## Metals (ICP) by Method 6010B

| Analyte | Result mg/kg | Qualifier | RDL mg/kg | Dilution | Analysis date / time | Batch |
|---|---|---|---|---|---|---|
| Antimony | ND | | 2.00 | 1 | 02/16/2016 01:50 | WG849203 |
| Lead | 42.4 | | 0.500 | 1 | 02/16/2016 01:50 | WG849203 |

## Total Solids by Method 2540 G-2011

| Analyte | Result % | Qualifier | Dilution | Analysis date / time | Batch |
|---|---|---|---|---|---|
| Total Solids | 83.1 | | 1 | 02/14/2016 09:32 | WG849206 |

## Metals (ICP) by Method 6010B

| Analyte | Result mg/kg | Qualifier | RDL mg/kg | Dilution | Analysis date / time | Batch |
|---|---|---|---|---|---|---|
| Antimony | ND | | 2.00 | 1 | 02/16/2016 01:53 | WG849203 |
| Lead | 32.9 | | 0.500 | 1 | 02/16/2016 01:53 | WG849203 |

## Total Solids by Method 2540 G-2011

| Analyte | Result % | Qualifier | Dilution | Analysis date / time | Batch |
|---|---|---|---|---|---|
| Total Solids | 84.6 | | 1 | 02/14/2016 09:32 | WG849206 |

## Metals (ICP) by Method 6010B

| Analyte | Result mg/kg | Qualifier | RDL mg/kg | Dilution | Analysis date / time | Batch |
|---|---|---|---|---|---|---|
| Antimony | ND | | 2.00 | 1 | 02/16/2016 02:02 | WG849203 |
| Lead | 30.5 | | 0.500 | 1 | 02/16/2016 02:02 | WG849203 |

## Total Solids by Method 2540 G-2011

| Analyte | Result % | Qualifier | Dilution | Analysis date / time | Batch |
|---|---|---|---|---|---|
| Total Solids | 84.8 | | 1 | 02/14/2016 09:32 | WG849206 |

## Metals (ICP) by Method 6010B

| Analyte | Result mg/kg | Qualifier | RDL mg/kg | Dilution | Analysis date / time | Batch |
|---|---|---|---|---|---|---|
| Antimony | ND | | 2.00 | 1 | 02/16/2016 02:05 | WG849203 |
| Lead | 100 | | 0.500 | 1 | 02/16/2016 02:05 | WG849203 |

## Total Solids by Method 2540 G-2011

| Analyte | Result % | Qualifier | Dilution | Analysis date / time | Batch |
|---|---|---|---|---|---|
| Total Solids | 88.8 | | 1 | 02/14/2016 09:32 | WG849206 |

## Metals (ICP) by Method 6010B

| Analyte | Result mg/kg | Qualifier | RDL mg/kg | Dilution | Analysis date / time | Batch |
|---|---|---|---|---|---|---|
| Antimony | ND | | 2.00 | 1 | 02/16/2016 02:08 | WG849203 |
| Lead | 57.8 | | 0.500 | 1 | 02/16/2016 02:08 | WG849203 |

## Total Solids by Method 2540 G-2011

| Analyte | Result % | Qualifier | Dilution | Analysis date / time | Batch |
|---|---|---|---|---|---|
| Total Solids | 84.4 | | 1 | 02/14/2016 09:32 | WG849206 |

## Metals (ICP) by Method 6010B

| Analyte | Result mg/kg | Qualifier | RDL mg/kg | Dilution | Analysis date / time | Batch |
|---|---|---|---|---|---|---|
| Antimony | ND | | 2.00 | 1 | 02/16/2016 02:11 | WG849203 |
| Lead | 19.5 | | 0.500 | 1 | 02/16/2016 02:11 | WG849203 |

## Total Solids by Method 2540 G-2011

| Analyte | Result % | Qualifier | Dilution | Analysis date / time | Batch |
|---|---|---|---|---|---|
| Total Solids | 84.3 | | 1 | 02/14/2016 09:26 | WG849207 |

## Metals (ICP) by Method 6010B

| Analyte | Result mg/kg | Qualifier | RDL mg/kg | Dilution | Analysis date / time | Batch |
|---|---|---|---|---|---|---|
| Antimony | ND | | 2.00 | 1 | 02/16/2016 02:14 | WG849203 |
| Lead | 32.3 | | 0.500 | 1 | 02/16/2016 02:14 | WG849203 |

## Total Solids by Method 2540 G-2011

| Analyte | Result % | Qualifier | Dilution | Analysis date / time | Batch |
|---|---|---|---|---|---|
| Total Solids | 83.3 | | 1 | 02/14/2016 09:26 | WG849207 |

## Metals (ICP) by Method 6010B

| Analyte | Result mg/kg | Qualifier | RDL mg/kg | Dilution | Analysis date / time | Batch |
|---|---|---|---|---|---|---|
| Antimony | ND | | 2.00 | 1 | 02/16/2016 02:18 | WG849203 |
| Lead | 16.2 | | 0.500 | 1 | 02/16/2016 02:18 | WG849203 |

## Total Solids by Method 2540 G-2011

| Analyte | Result % | Qualifier | Dilution | Analysis date / time | Batch |
|---|---|---|---|---|---|
| Total Solids | 86.5 | | 1 | 02/14/2016 09:27 | WG849207 |

## Metals (ICP) by Method 6010B

| Analyte | Result mg/kg | Qualifier | RDL mg/kg | Dilution | Analysis date / time | Batch |
|---|---|---|---|---|---|---|
| Antimony | ND | | 2.00 | 1 | 02/16/2016 02:21 | WG849203 |
| Lead | 15.5 | | 0.500 | 1 | 02/16/2016 02:21 | WG849203 |

## Total Solids by Method 2540 G-2011

| Analyte | Result % | Qualifier | Dilution | Analysis date / time | Batch |
|---|---|---|---|---|---|
| Total Solids | 86.0 | | 1 | 02/14/2016 09:27 | WG849207 |

## Metals (ICP) by Method 6010B

| Analyte | Result mg/kg | Qualifier | RDL mg/kg | Dilution | Analysis date / time | Batch |
|---|---|---|---|---|---|---|
| Antimony | ND | | 2.00 | 1 | 02/16/2016 13:31 | WG849606 |
| Lead | 13.3 | | 0.500 | 1 | 02/16/2016 13:31 | WG849606 |

## Total Solids by Method 2540 G-2011

| Analyte | Result % | Qualifier | Dilution | Analysis date / time | Batch |
|---|---|---|---|---|---|
| Total Solids | 85.7 | | 1 | 02/14/2016 09:27 | WG849207 |

## Metals (ICP) by Method 6010B

| Analyte | Result mg/kg | Qualifier | RDL mg/kg | Dilution | Analysis date / time | Batch |
|---|---|---|---|---|---|---|
| Antimony | ND | | 2.00 | 1 | 02/16/2016 13:34 | WG849606 |
| Lead | 12.7 | | 0.500 | 1 | 02/16/2016 13:34 | WG849606 |

## Total Solids by Method 2540 G-2011

| Analyte | Result % | Qualifier | Dilution | Analysis date / time | Batch |
|---|---|---|---|---|---|
| Total Solids | 85.1 | | 1 | 02/14/2016 09:27 | WG849207 |

## Metals (ICP) by Method 6010B

| Analyte | Result mg/kg | Qualifier | RDL mg/kg | Dilution | Analysis date / time | Batch |
|---|---|---|---|---|---|---|
| Antimony | ND | | 2.00 | 1 | 02/16/2016 13:37 | WG849606 |
| Lead | 15.3 | | 0.500 | 1 | 02/16/2016 13:37 | WG849606 |

## Total Solids by Method 2540 G-2011

| Analyte | Result % | Qualifier | Dilution | Analysis date / time | Batch |
|---|---|---|---|---|---|
| Total Solids | 84.5 | | 1 | 02/14/2016 09:27 | WG849207 |

## Metals (ICP) by Method 6010B

| Analyte | Result mg/kg | Qualifier | RDL mg/kg | Dilution | Analysis date / time | Batch |
|---|---|---|---|---|---|---|
| Antimony | ND | | 2.00 | 1 | 02/16/2016 13:40 | WG849606 |
| Lead | 20.1 | | 0.500 | 1 | 02/16/2016 13:40 | WG849606 |

## Metals (ICP) by Method 6010B

| Analyte | Result mg/l | Qualifier | RDL mg/l | Dilution | Analysis date / time | Batch |
|---|---|---|---|---|---|---|
| Antimony | ND | | 0.0100 | 1 | 02/15/2016 08:20 | WG849330 |
| Lead | ND | | 0.00500 | 1 | 02/15/2016 08:20 | WG849330 |

## Method Blank (MB)

(MB) 02/14/16 09:34

| Analyte | MB Result | MB Qualifier | MB RDL |
|---|---|---|---|
| | % | | % |
| Total Solids | 0.00140 | | |

## L817455-01 Original Sample (OS) • Duplicate (DUP)

(OS) 02/14/16 09:34 • (DUP) 02/14/16 09:35

| Analyte | Original Result | DUP Result | Dilution | DUP RPD | DUP Qualifier | DUP RPD Limits |
|---|---|---|---|---|---|---|
| | % | % | | % | | % |
| Total Solids | 80.7 | 80.0 | 1 | 0.881 | | 5 |

## Laboratory Control Sample (LCS)

(LCS) 02/14/16 09:34

| Analyte | Spike Amount | LCS Result | LCS Rec. | Rec. Limits | LCS Qualifier |
|---|---|---|---|---|---|
| | % | % | % | % | |
| Total Solids | 50.0 | 50.0 | 100 | 85.0-115 | |

## Method Blank (MB)

(MB) 02/14/16 09:31

| Analyte | MB Result | MB Qualifier | MB RDL |
|---|---|---|---|
| | % | | % |
| Total Solids | 0.000600 | | |

## L817632-11 Original Sample (OS) • Duplicate (DUP)

(OS) 02/14/16 09:31 • (DUP) 02/14/16 09:31

| Analyte | Original Result | DUP Result | Dilution | DUP RPD | DUP Qualifier | DUP RPD Limits |
|---|---|---|---|---|---|---|
| | % | % | | % | | % |
| Total Solids | 82.6 | 82.7 | 1 | 0.184 | | 5 |

## Laboratory Control Sample (LCS)

(LCS) 02/14/16 09:31

| Analyte | Spike Amount | LCS Result | LCS Rec. | Rec. Limits | LCS Qualifier |
|---|---|---|---|---|---|
| | % | % | % | % | |
| Total Solids | 50.0 | 50.0 | 100 | 85.0-115 | |

## Method Blank (MB)

(MB) 02/14/16 09:26

| Analyte | MB Result % | MB Qualifier | MB RDL % |
|---|---|---|---|
| Total Solids | 0.00110 | | |

## L817632-19 Original Sample (OS) • Duplicate (DUP)

(OS) 02/14/16 09:26 • (DUP) 02/14/16 09:27

| Analyte | Original Result % | DUP Result % | Dilution | DUP RPD % | DUP Qualifier | DUP RPD Limits % |
|---|---|---|---|---|---|---|
| Total Solids | 83.3 | 82.0 | 1 | 1.59 | | 5 |

## Laboratory Control Sample (LCS)

(LCS) 02/14/16 09:26

| Analyte | Spike Amount % | LCS Result % | LCS Rec. % | Rec. Limits % | LCS Qualifier |
|---|---|---|---|---|---|
| Total Solids | 50.0 | 50.0 | 100 | 85.0-115 | |

## Method Blank (MB)

(MB) 02/16/16 00:48

| Analyte | MB Result mg/kg | MB Qualifier | MB RDL mg/kg |
|---|---|---|---|
| Antimony | ND | | 2.00 |
| Lead | ND | | 0.500 |

## Laboratory Control Sample (LCS) • Laboratory Control Sample Duplicate (LCSD)

(LCS) 02/16/16 00:51 • (LCSD) 02/16/16 00:54

| Analyte | Spike Amount mg/kg | LCS Result mg/kg | LCSD Result mg/kg | LCS Rec. % | LCSD Rec. % | Rec. Limits % | LCS Qualifier | LCSD Qualifier | RPD % | RPD Limits % |
|---|---|---|---|---|---|---|---|---|---|---|
| Antimony | 100 | 99.8 | 100 | 100 | 100 | 80-120 | | | 1 | 20 |
| Lead | 100 | 101 | 102 | 101 | 102 | 80-120 | | | 1 | 20 |

## L817632-01 Original Sample (OS) • Matrix Spike (MS) • Matrix Spike Duplicate (MSD)

(OS) 02/16/16 00:57 • (MS) 02/16/16 01:06 • (MSD) 02/16/16 01:09

| Analyte | Spike Amount mg/kg | Original Result mg/kg | MS Result mg/kg | MSD Result mg/kg | MS Rec. % | MSD Rec. % | Dilution | Rec. Limits % | MS Qualifier | MSD Qualifier | RPD % | RPD Limits % |
|---|---|---|---|---|---|---|---|---|---|---|---|---|
| Antimony | 100 | 0.897 | 67.6 | 69.1 | 67 | 68 | 1 | 75-125 | J6 | J6 | 2 | 20 |
| Lead | 100 | 209 | 397 | 219 | 189 | 11 | 1 | 75-125 | J5 | J3 J6 | 58 | 20 |

# QUALITY CONTROL SUMMARY

L817632-25





## Method Blank (MB)

(MB) 02/15/16 08:11

| Analyte | MB Result mg/l | MB Qualifier | MB RDL mg/l |
|---|---|---|---|
| Antimony | ND | | 0.0100 |
| Lead | ND | | 0.00500 |

## Laboratory Control Sample (LCS) • Laboratory Control Sample Duplicate (LCSD)

(LCS) 02/15/16 08:14 • (LCSD) 02/15/16 08:17

| Analyte | Spike Amount mg/l | LCS Result mg/l | LCSD Result mg/l | LCS Rec. % | LCSD Rec. % | Rec. Limits % | LCS Qualifier | LCSD Qualifier | RPD % | RPD Limits % |
|---|---|---|---|---|---|---|---|---|---|---|
| Antimony | 1.00 | 1.04 | 1.03 | 104 | 103 | 80-120 | | | 1 | 20 |
| Lead | 1.00 | 1.02 | 1.01 | 102 | 101 | 80-120 | | | 1 | 20 |

## L817632-25 Original Sample (OS) • Matrix Spike (MS) • Matrix Spike Duplicate (MSD)

(OS) 02/15/16 08:20 • (MS) 02/15/16 08:26 • (MSD) 02/15/16 08:29

| Analyte | Spike Amount mg/l | Original Result mg/l | MS Result mg/l | MSD Result mg/l | MS Rec. % | MSD Rec. % | Dilution | Rec. Limits % | MS Qualifier | MSD Qualifier | RPD % | RPD Limits % |
|---|---|---|---|---|---|---|---|---|---|---|---|---|
| Antimony | 1.00 | ND | 1.04 | 1.03 | 104 | 103 | 1 | 75-125 | | | 1 | 20 |
| Lead | 1.00 | ND | 1.03 | 1.02 | 103 | 102 | 1 | 75-125 | | | 1 | 20 |

## Method Blank (MB)

(MB) 02/16/16 12:07

| Analyte | MB Result mg/kg | MB Qualifier | MB RDL mg/kg |
|---|---|---|---|
| Antimony | ND | | 2.00 |
| Lead | ND | | 0.500 |

## Laboratory Control Sample (LCS) • Laboratory Control Sample Duplicate (LCSD)

(LCS) 02/16/16 12:09 • (LCSD) 02/16/16 12:12

| Analyte | Spike Amount mg/kg | LCS Result mg/kg | LCSD Result mg/kg | LCS Rec. % | LCSD Rec. % | Rec. Limits % | LCS Qualifier | LCSD Qualifier | RPD % | RPD Limits % |
|---|---|---|---|---|---|---|---|---|---|---|
| Antimony | 100 | 102 | 110 | 102 | 110 | 80-120 | | | 7 | 20 |
| Lead | 100 | 101 | 108 | 101 | 108 | 80-120 | | | 7 | 20 |

## L816913-03 Original Sample (OS) • Matrix Spike (MS) • Matrix Spike Duplicate (MSD)

(OS) 02/16/16 12:15 • (MS) 02/16/16 12:29 • (MSD) 02/16/16 12:32

| Analyte | Spike Amount mg/kg | Original Result mg/kg | MS Result mg/kg | MSD Result mg/kg | MS Rec. % | MSD Rec. % | Dilution | Rec. Limits % | MS Qualifier | MSD Qualifier | RPD % | RPD Limits % |
|---|---|---|---|---|---|---|---|---|---|---|---|---|
| Antimony | 100 | ND | 54.2 | 48.9 | 54 | 49 | 1 | 75-125 | J6 | J6 | 10 | 20 |
| Lead | 100 | 5.02 | 113 | 109 | 108 | 104 | 1 | 75-125 | | | 3 | 20 |

1 Cp
2 Tc
3 Ss
4 Cn
5 Sr
6 Qc
7 Gl
8 Al
9 Sc

## Abbreviations and Definitions

| | |
|---|---|
| SDG | Sample Delivery Group. |
| MDL | Method Detection Limit. |
| RDL | Reported Detection Limit. |
| ND,U | Not detected at the Reporting Limit (or MDL where applicable). |
| RPD | Relative Percent Difference. |
| (dry) | Results are reported based on the dry weight of the sample. [this will only be present on a dry report basis for soils]. |
| Original Sample | The non-spiked sample in the prep batch used to determine the Relative Percent Difference (RPD) from a quality control sample. The Original Sample may not be included within the reported SDG. |
| (S) | Surrogate (Surrogate Standard) - Analytes added to every blank, sample, Laboratory Control Sample/Duplicate and Matrix Spike/Duplicate; used to evaluate analytical efficiency by measuring recovery. Surrogates are not expected to be detected in all environmental media. |
| Rec. | Recovery. |
| SDL | Sample Detection Limit. |
| MQL | Method Quantitation Limit. |
| Unadj. MQL | Unadjusted Method Quantitation Limit. |

| Qualifier | Description |
|---|---|
| J3 | The associated batch QC was outside the established quality control range for precision. |
| J5 | The sample matrix interfered with the ability to make any accurate determination; spike value is high. |
| J6 | The sample matrix interfered with the ability to make any accurate determination; spike value is low. |

# ACCREDITATIONS & LOCATIONS

ONE LAB. NATIONWIDE.

ESC Lab Sciences is the only environmental laboratory accredited/certified to support your work nationwide from one location. One phone call, one point of contact, one laboratory. No other lab is as accessible or prepared to handle your needs throughout the country. Our capacity and capability from our single location laboratory is comparable to the collective totals of the network laboratories in our industry. The most significant benefit to our "one location" design is the design of our laboratory campus. The model is conducive to accelerated productivity, decreasing turn-around time, and preventing cross contamination, thus protecting sample integrity. Our focus on premium quality and prompt service allows us to be **YOUR LAB OF CHOICE.**

***** Not all certifications held by the laboratory are applicable to the results reported in the attached report.



## State Accreditations

| | |
|---|---|
| Alabama | 40660 |
| Alaska | UST-080 |
| Arizona | AZ0612 |
| Arkansas | 88-0469 |
| California | 01157CA |
| Colorado | TN00003 |
| Conneticut | PH-0197 |
| Florida | E87487 |
| Georgia | NELAP |
| Georgia [1] | 923 |
| Idaho | TN00003 |
| Illinois | 200008 |
| Indiana | C-TN-01 |
| Iowa | 364 |
| Kansas | E-10277 |
| Kentucky [1] | 90010 |
| Kentucky [2] | 16 |
| Louisiana | AI30792 |
| Maine | TN0002 |
| Maryland | 324 |
| Massachusetts | M-TN003 |
| Michigan | 9958 |
| Minnesota | 047-999-395 |
| Mississippi | TN00003 |
| Missouri | 340 |
| Montana | CERT0086 |
| Nebraska | NE-OS-15-05 |
| Nevada | TN-03-2002-34 |
| New Hampshire | 2975 |
| New Jersey–NELAP | TN002 |
| New Mexico | TN00003 |
| New York | 11742 |
| North Carolina | Env375 |
| North Carolina [1] | DW21704 |
| North Carolina [2] | 41 |
| North Dakota | R-140 |
| Ohio–VAP | CL0069 |
| Oklahoma | 9915 |
| Oregon | TN200002 |
| Pennsylvania | 68-02979 |
| Rhode Island | 221 |
| South Carolina | 84004 |
| South Dakota | n/a |
| Tennessee [1 4] | 2006 |
| Texas | T 104704245-07-TX |
| Texas [5] | LAB0152 |
| Utah | 6157585858 |
| Vermont | VT2006 |
| Virginia | 109 |
| Washington | C1915 |
| West Virginia | 233 |
| Wisconsin | 9980939910 |
| Wyoming | A2LA |

## Third Party & Federal Accreditations

| | |
|---|---|
| A2LA – ISO 17025 | 1461.01 |
| A2LA – ISO 17025 [5] | 1461.02 |
| Canada | 1461.01 |
| EPA–Crypto | TN00003 |
| AIHA | 100789 |
| DOD | 1461.01 |
| USDA | S-67674 |

[1] Drinking Water [2] Underground Storage Tanks [3] Aquatic Toxicity [4] Chemical/Microbiological [5] Mold [n/a] Accreditation not applicable

## Our Locations

ESC Lab Sciences has sixty-four client support centers that provide sample pickup and/or the delivery of sampling supplies. If you would like assistance from one of our support offices, please contact our main office. **ESC Lab Sciences performs all testing at our central laboratory.**

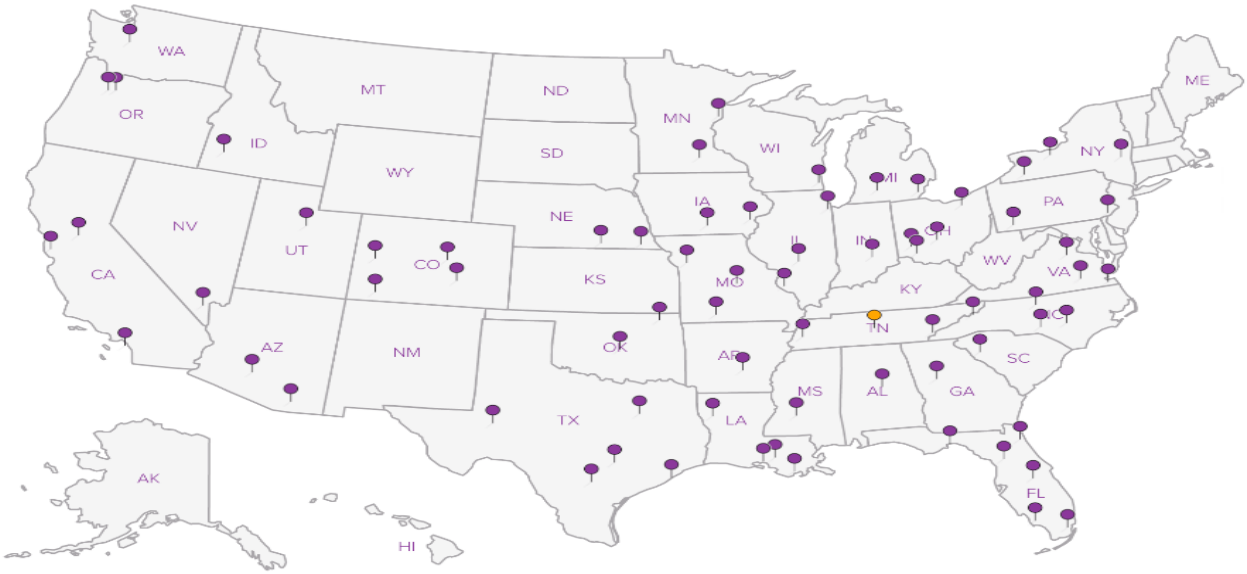

Chain of Custody Page 1 of 3

ESC LAB SCIENCES

YOUR LAB OF CHOICE

12065 Lebanon Rd
Mount Juliet, TN 37122
Phone: 615-758-5858
Phone: 800-767-5859
Fax: 615-758-5859

L# 817632

C193

Acctnum: ENVIRONGCO

Template:

Prelogin:

TSR: 288 - Daphne Richards

PB:

Shipped Via:

**Envirocon**
101 International Dr
~~651 Corporate Circle Ste 114~~
~~Golden, CO 80020~~
Missoula, MT 59808

Billing Information:
~~Gene McNutt~~
~~651 Corporate Circle Ste 114~~
~~Golden, CO 80020~~

Report to: Elizabeth Miladragovich

Email To: lmiladragovich@envirocorp.com

Project Description: BBGRR23 Ft McClellan

City/State Collected: Anniston, AL

Phone: ~~303 215 0187~~
Fax: 4065657576

Client Project # 1495001

Lab Project #

Collected by (print): Elizabeth Miladragovich

Site/Facility ID # Range 23

P.O. # ENVIRONGCO-1210145

Collected by (signature):

Immediately Packed on Ice N X Y ___

**Rush?** (Lab MUST Be Notified)
___ Same Day ....200%
X Next Day ....100%
___ Two Day ....50%
___ Three Day ....25%

Date Results Needed

Email? ___No X Yes
FAX? ___No ___Yes

Analysis / Container / Preservative: 6010B-Pb, Sb

| Sample ID | Comp/Grab | Matrix * | Depth | Date | Time | No. of Cntrs | 6010B-Pb, Sb | Rem./Contaminant | Sample # (lab only) |
|---|---|---|---|---|---|---|---|---|---|
| RZ3P079Q-POSTXCSSA3-A | Comp | SS | | 2/11/16 | 16:40 | 1 | X | | 01 |
| RZ3P079Q-POSTXCSSA3-B | | | | | 16:42 | 1 | X | | 02 |
| RZ3P079Q-POSTXCSSA3-C | | | | | 16:45 | 1 | X | | 03 |
| RZ3P079Q-POSTXCSSA3-D | | | | | 16:47 | 1 | X | | 04 |
| RZ3P079Q-POSTXCSSA5-A | | | | | 16:55 | 1 | X | | 05 |
| RZ3P079Q-POSTXCSSA5-B | | | | | 16:57 | 1 | X | | 06 |
| RZ3P079Q-POSTXCSSA5-C | | | | | 17:00 | 1 | X | | 07 |
| RZ3P079Q-POSTXCSSA5-D | | | | | 17:02 | 1 | X | | 08 |
| RZ3P079Q-POSTXCSSB1-A | | | | | 17:10 | 1 | X | | 09 |
| RZ3P079Q-POSTXCSSB1-B | | | | | 17:12 | 1 | X | | 10 |

* Matrix: SS - Soil GW - Groundwater WW - WasteWater DW - Drinking Water OT - Other_____

Remarks:

pH _____ Temp _____

Flow _____ Other _____

Hold #

| Relinquished by : (Signature) | Date: | Time: | Received by: (Signature) |
|---|---|---|---|
| | 2/12/16 | 10:00 | |
| Relinquished by : (Signature) | Date: | Time: | Received by: (Signature) |
| | | | |
| Relinquished by : (Signature) | Date: | Time: | Received for lab by: (Signature) |
| | | | |

Samples returned via: ☐ UPS ☒ FedEx ☐ Courier ☐ _____

Temp: 3.5 Amb °C Bottles Received: 25

Date: 2/13/16 Time: 900

Condition: (lab use only) ✓ M10

COC Seal Intact: ___Y ___N ___NA

pH Checked: ✓

NCF:

Chain of Custody Page 2 of 3

ESC LAB SCIENCES
YOUR LAB OF CHOICE
12065 Lebanon Rd
Mount Juliet, TN 37122
Phone: 615-758-5858
Phone: 800-767-5859
Fax: 615-758-5859

**Envirocon**
101 International Dr
~~561 Corporate Circle Ste 114~~
~~Golden, CO 80020~~
Missoula, MT 59808

Billing Information:
~~Gene McNutt~~
~~651 Corporate Circle Ste 114~~
~~Golden, CO 80020~~

Report to: Elizabeth Miladragovich

Email To: lmiladragovich@envirocon.com

Project Description: BBGRR23 Ft McClellan

City/State Collected: Anniston, AL

Phone: ~~303-215-0187~~
Fax: 406 565 7576

Client Project # RE-14/95001

Lab Project #

L# 817632

Table #

Collected by (print): Elizabeth Miladragovich

Site/Facility ID # Range 23

P.O. # ENVIRONGCO-1210145

Acctnum: ENVIRONGCO

Template:

Prelogin:

TSR: 288 - Daphne Richards

PB:

Shipped Via:

Collected by (signature):

Immediately Packed on Ice N X Y ___

Rush? (Lab MUST Be Notified)
___ Same Day ....200%
X Next Day ....100%
___ Two Day ....50%
___ Three Day ....25%

Date Results Needed

Email? ___No X Yes
FAX? ___No ___Yes

| Sample ID | Comp/Grab | Matrix * | Depth | Date | Time | No. of Cntrs | 60103-Pb,Sb | | | | | | | | | Rem./Contaminant | Sample # (lab only) |
|---|---|---|---|---|---|---|---|---|---|---|---|---|---|---|---|---|---|
| R23P079Q-POSTXCSSB1-C | Comp | SS | | 2/11/16 | 17:14 | 1 | X | | | | | | | | | | 11 |
| R23P079Q-POSTXCSSB1-CS | | | | | 17:17 | 1 | X | | | | | | | | | | 12 |
| R23P079Q-POSTXCSSB1-C Dup | | | | | 17:19 | 1 | X | | | | | | | | | | 13 |
| R23P079Q-POSTXCSSB1-D Comp | | | | | 17:21 | 1 | X | | | | | | | | | | 14 |
| R23P079Q-POSTXCSSB4-A | | | | | 17:35 | 1 | X | | | | | | | | | | 15 |
| R23P079Q-POSTXCSSB4-B | | | | | 17:37 | 1 | X | | | | | | | | | | 16 |
| R23P079Q-POSTXCSSB4-C | | | | | 17:40 | 1 | X | | | | | | | | | | 17 |
| R23P079Q-POSTXCSSB4-D | | | | | 17:42 | 1 | X | | | | | | | | | | 18 |
| R23P079Q-POSTXCSSC4-A | | | | | 17:44 | 1 | X | | | | | | | | | | 19 |
| R23P079Q-POSTXCSSC4-B | | | | | 17:46 | 1 | X | | | | | | | | | | 20 |

* Matrix: SS - Soil GW - Groundwater WW - WasteWater DW - Drinking Water OT - Other_____

Remarks:

pH _____ Temp _____
Flow _____ Other _____

Hold #

| Relinquished by : (Signature) | Date: | Time: | Received by: (Signature) |
|---|---|---|---|
| | 2/12/16 | 10:00 | |
| Relinquished by : (Signature) | Date: | Time: | Received by: (Signature) |
| | | | |
| Relinquished by : (Signature) | Date: | Time: | Received for lab by: (Signature) |
| | | | |

Samples returned via: ☐ UPS ☒ FedEx ☐ Courier ☐ _____

Temp: 3.6 °C Bottles Received: 25

Date: 2/13/16 Time: 900

Condition: (lab use only) ok

COC Seal Intact: ___Y ___N ___NA

pH Checked: ok

NCF:

Chain of Custody Page 3 of 3

**ESC** LAB SCIENCES

YOUR LAB OF CHOICE

12065 Lebanon Rd
Mount Juliet, TN 37122
Phone: 615-758-5858
Phone: 800-767-5859
Fax: 615-758-5859

**Envirocon**
~~651 Corporate Circle Ste 114~~
~~Golden, CO 80020~~
101 International Dr
Missoula, MT 59808

Billing Information:
~~Gene McNutt~~
~~651 Corporate Circle Ste 114~~
~~Golden, CO 80020~~

Report to: Elizabeth Milodragovich

Email To: lmilodragovich@envirocon.com

Project Description: BBG RR23 Ft. McClellan

City/State Collected: Anniston, AL

Phone: ~~303-215-0187~~
Fax: 4065657576

Client Project # 1495001

Lab Project #

Collected by (print): Elizabeth Milodragovich

Site/Facility ID # Range 23

P.O. # ENVIRONGCO-1210145

Collected by (signature):

Immediately Packed on Ice N ___ Y ___

**Rush?** (Lab MUST Be Notified)
___ Same Day ....200%
X Next Day ....100%
___ Two Day ....50%
___ Three Day ....25%

Date Results Needed

Email? ___No X Yes
FAX? ___No ___Yes

L# 817632

Table #

Acctnum: ENVIRONGCO

Template:

Prelogin:

TSR: 288 - Daphne Richards

PB:

Shipped Via:

Analysis / Container / Preservative: 8010/5-8015 GC/MS

| Sample ID | Comp/Grab | Matrix * | Depth | Date | Time | No. of Cntrs | Rem./Contaminant | Sample # (lab only) |
|---|---|---|---|---|---|---|---|---|
| RZ3P079Q-POSTXCSSC4-B | S comp | SS | | 2/11/16 | 17:48 | 1 | | 21 |
| RZ3P079Q-POSTXCSSC4-B Dup | | | | | 17:50 | 1 | | 22 |
| RZ3P079Q-POSTXCSSC4-C | | | | | 17:53 | 1 | | 23 |
| RZ3P079Q-POSTXCSSC4-D | | | | | 17:55 | 1 | | 24 |
| RZ3P079Q-RINSE-9 | | WW | | 2/11/16 | 16:30 | 1 | | 25 |

* Matrix: SS - Soil GW - Groundwater WW - WasteWater DW - Drinking Water OT - Other_____

**Remarks:**

pH _____ Temp _____

Flow _____ Other _____

Hold #

| Relinquished by : (Signature) | Date: | Time: | Received by: (Signature) |
|---|---|---|---|
| | 2/12/16 | 10:00 | |
| Relinquished by : (Signature) | Date: | Time: | Received by: (Signature) |
| Relinquished by : (Signature) | Date: | Time: | Received for lab by: (Signature) |

Samples returned via: ☐ UPS ☒ FedEx ☐ Courier ☐ _____

Temp: 3.2 °C Bottles Received: 25

Date: 2/13/16 Time: 9:00

Condition: (lab use only) M 10 W

COC Seal Intact: ___Y ___N ___NA

pH Checked: W

NCF:

# ANALYTICAL REPORT

February 17, 2016

## Envirocon

| | |
|---|---|
| Sample Delivery Group: | L817677 |
| Samples Received: | 02/13/2016 |
| Project Number: | 1495001 |
| Description: | BBG RR23 Ft. McClellan |
| Site: | RANGE 23 |
| Report To: | Liz Milodragovich<br>7878 Wadsworth Blvd, Ste 340<br>Arvada, CO 80003 |

Entire Report Reviewed By: Daphne R Richards

Daphne Richards
Technical Service Representative



# TABLE OF CONTENTS

## HR-84Q-DEP01R L817677-01 Solid

Collected by: Elizabeth M. | Collected date/time: 02/12/16 14:00 | Received date/time: 02/13/16 09:00

| Method | Batch | Dilution | Preparation date/time | Analysis date/time | Analyst |
|---|---|---|---|---|---|
| Metals (ICP) by Method 6010B | WG849245 | 1 | 02/16/16 08:43 | 02/16/16 11:19 | LTB |
| Total Solids by Method 2540 G-2011 | WG849255 | 1 | 02/14/16 09:41 | 02/15/16 09:33 | KDW |

## HR-79Q-DEP04R L817677-02 Solid

Collected by: Elizabeth M. | Collected date/time: 02/12/16 14:05 | Received date/time: 02/13/16 09:00

| Method | Batch | Dilution | Preparation date/time | Analysis date/time | Analyst |
|---|---|---|---|---|---|
| Metals (ICP) by Method 6010B | WG849245 | 1 | 02/16/16 08:43 | 02/16/16 11:22 | LTB |
| Total Solids by Method 2540 G-2011 | WG849255 | 1 | 02/14/16 09:41 | 02/15/16 09:33 | KDW |

## HR-79Q-SW/SD02R L817677-03 Solid

Collected by: Elizabeth M. | Collected date/time: 02/12/16 14:10 | Received date/time: 02/13/16 09:00

| Method | Batch | Dilution | Preparation date/time | Analysis date/time | Analyst |
|---|---|---|---|---|---|
| Metals (ICP) by Method 6010B | WG849245 | 1 | 02/16/16 08:43 | 02/16/16 11:25 | LTB |
| Total Solids by Method 2540 G-2011 | WG849255 | 1 | 02/14/16 09:41 | 02/15/16 09:33 | KDW |

## HR-79Q-SW/SD03R L817677-04 Solid

Collected by: Elizabeth M. | Collected date/time: 02/12/16 14:15 | Received date/time: 02/13/16 09:00

| Method | Batch | Dilution | Preparation date/time | Analysis date/time | Analyst |
|---|---|---|---|---|---|
| Metals (ICP) by Method 6010B | WG849245 | 1 | 02/16/16 08:43 | 02/16/16 11:28 | LTB |
| Total Solids by Method 2540 G-2011 | WG849255 | 1 | 02/14/16 09:41 | 02/15/16 09:33 | KDW |

## R23P0-79Q-POSTXCSSF17-SW2R L817677-05 Solid

Collected by: Elizabeth M. | Collected date/time: 02/12/16 14:20 | Received date/time: 02/13/16 09:00

| Method | Batch | Dilution | Preparation date/time | Analysis date/time | Analyst |
|---|---|---|---|---|---|
| Metals (ICP) by Method 6010B | WG849245 | 1 | 02/16/16 08:43 | 02/16/16 11:31 | LTB |
| Total Solids by Method 2540 G-2011 | WG849255 | 1 | 02/14/16 09:41 | 02/15/16 09:33 | KDW |

## R23P0-79Q-POSTXCSSB18-BR L817677-06 Solid

Collected by: Elizabeth M. | Collected date/time: 02/12/16 14:25 | Received date/time: 02/13/16 09:00

| Method | Batch | Dilution | Preparation date/time | Analysis date/time | Analyst |
|---|---|---|---|---|---|
| Metals (ICP) by Method 6010B | WG849245 | 1 | 02/16/16 08:43 | 02/16/16 11:34 | LTB |
| Total Solids by Method 2540 G-2011 | WG849255 | 1 | 02/14/16 09:41 | 02/15/16 09:33 | KDW |

## R23P0-79Q-POSTXCSSB18-CR L817677-07 Solid

Collected by: Elizabeth M. | Collected date/time: 02/12/16 14:30 | Received date/time: 02/13/16 09:00

| Method | Batch | Dilution | Preparation date/time | Analysis date/time | Analyst |
|---|---|---|---|---|---|
| Metals (ICP) by Method 6010B | WG849245 | 1 | 02/16/16 08:43 | 02/16/16 11:37 | LTB |
| Total Solids by Method 2540 G-2011 | WG849255 | 1 | 02/14/16 09:41 | 02/15/16 09:33 | KDW |

## R23P0-79Q-POSTXCSSE16-A L817677-08 Solid

Collected by: Elizabeth M.
Collected date/time: 02/12/16 14:35
Received date/time: 02/13/16 09:00

| Method | Batch | Dilution | Preparation date/time | Analysis date/time | Analyst |
|---|---|---|---|---|---|
| Metals (ICP) by Method 6010B | WG849245 | 1 | 02/16/16 08:43 | 02/16/16 11:46 | LTB |
| Total Solids by Method 2540 G-2011 | WG849256 | 1 | 02/14/16 09:29 | 02/15/16 09:27 | KDW |

## R23P0-79Q-POSTXCSSE16-B L817677-09 Solid

Collected by: Elizabeth M.
Collected date/time: 02/12/16 14:40
Received date/time: 02/13/16 09:00

| Method | Batch | Dilution | Preparation date/time | Analysis date/time | Analyst |
|---|---|---|---|---|---|
| Metals (ICP) by Method 6010B | WG849245 | 1 | 02/16/16 08:43 | 02/16/16 11:48 | LTB |
| Total Solids by Method 2540 G-2011 | WG849256 | 1 | 02/14/16 09:29 | 02/15/16 09:27 | KDW |

## HR-79Q-SW/SD02 L817677-10 Solid

Collected by: Elizabeth M.
Collected date/time: 02/12/16 14:45
Received date/time: 02/13/16 09:00

| Method | Batch | Dilution | Preparation date/time | Analysis date/time | Analyst |
|---|---|---|---|---|---|
| Metals (ICP) by Method 6010B | WG849245 | 1 | 02/16/16 08:43 | 02/16/16 11:51 | LTB |
| Total Solids by Method 2540 G-2011 | WG849256 | 1 | 02/14/16 09:29 | 02/15/16 09:28 | KDW |

## HR-79Q-DEP04 L817677-11 Solid

Collected by: Elizabeth M.
Collected date/time: 02/12/16 14:50
Received date/time: 02/13/16 09:00

| Method | Batch | Dilution | Preparation date/time | Analysis date/time | Analyst |
|---|---|---|---|---|---|
| Metals (ICP) by Method 6010B | WG849245 | 1 | 02/16/16 08:43 | 02/16/16 11:55 | LTB |
| Total Solids by Method 2540 G-2011 | WG849256 | 1 | 02/14/16 09:29 | 02/15/16 09:28 | KDW |

## HR-84Q-DEP01 L817677-12 Solid

Collected by: Elizabeth M.
Collected date/time: 02/12/16 14:55
Received date/time: 02/13/16 09:00

| Method | Batch | Dilution | Preparation date/time | Analysis date/time | Analyst |
|---|---|---|---|---|---|
| Metals (ICP) by Method 6010B | WG849245 | 1 | 02/16/16 08:43 | 02/16/16 11:57 | LTB |
| Total Solids by Method 2540 G-2011 | WG849256 | 1 | 02/14/16 09:29 | 02/15/16 09:28 | KDW |

1 Cp
2 Tc
3 Ss
4 Cn
5 Sr
6 Qc
7 Gl
8 Al
9 Sc

All sample aliquots were received at the correct temperature, in the proper containers, with the appropriate preservatives, and within method specified holding times. All MDL (LOD) and RDL (LOQ) values reported for environmental samples have been corrected for the dilution factor used in the analysis. All Method and Batch Quality Control are within established criteria except where addressed in this case narrative, a non-conformance form or properly qualified within the sample results. By my digital signature below, I affirm to the best of my knowledge, all problems/anomalies observed by the laboratory as having the potential to affect the quality of the data have been identified by the laboratory, and no information or data have been knowingly withheld that would affect the quality of the data.

Daphne R Richards

Daphne Richards
Technical Service Representative

## Total Solids by Method 2540 G-2011

| Analyte | Result % | Qualifier | Dilution | Analysis date / time | Batch |
|---|---|---|---|---|---|
| Total Solids | 87.6 | | 1 | 02/15/2016 09:33 | WG849255 |

## Metals (ICP) by Method 6010B

| Analyte | Result (dry) mg/kg | Qualifier | RDL (dry) mg/kg | Dilution | Analysis date / time | Batch |
|---|---|---|---|---|---|---|
| Antimony | ND | | 2.28 | 1 | 02/16/2016 11:19 | WG849245 |
| Copper | 8.48 | | 2.28 | 1 | 02/16/2016 11:19 | WG849245 |
| Lead | 13.7 | | 0.571 | 1 | 02/16/2016 11:19 | WG849245 |

## Total Solids by Method 2540 G-2011

| Analyte | Result % | Qualifier | Dilution | Analysis date / time | Batch |
|---|---|---|---|---|---|
| Total Solids | 84.4 | | 1 | 02/15/2016 09:33 | WG849255 |

## Metals (ICP) by Method 6010B

| Analyte | Result (dry) mg/kg | Qualifier | RDL (dry) mg/kg | Dilution | Analysis date / time | Batch |
|---|---|---|---|---|---|---|
| Antimony | ND | | 2.37 | 1 | 02/16/2016 11:22 | WG849245 |
| Copper | ND | | 2.37 | 1 | 02/16/2016 11:22 | WG849245 |
| Lead | 16.9 | | 0.593 | 1 | 02/16/2016 11:22 | WG849245 |

## Total Solids by Method 2540 G-2011

| Analyte | Result % | Qualifier | Dilution | Analysis date / time | Batch |
|---|---|---|---|---|---|
| Total Solids | 76.8 | | 1 | 02/15/2016 09:33 | WG849255 |

## Metals (ICP) by Method 6010B

| Analyte | Result (dry) mg/kg | Qualifier | RDL (dry) mg/kg | Dilution | Analysis date / time | Batch |
|---|---|---|---|---|---|---|
| Antimony | ND | | 2.60 | 1 | 02/16/2016 11:25 | WG849245 |
| Copper | 13.8 | | 2.60 | 1 | 02/16/2016 11:25 | WG849245 |
| Lead | 57.8 | | 0.651 | 1 | 02/16/2016 11:25 | WG849245 |

## Total Solids by Method 2540 G-2011

| Analyte | Result % | Qualifier | Dilution | Analysis date / time | Batch |
|---|---|---|---|---|---|
| Total Solids | 83.0 | | 1 | 02/15/2016 09:33 | WG849255 |

## Metals (ICP) by Method 6010B

| Analyte | Result (dry) mg/kg | Qualifier | RDL (dry) mg/kg | Dilution | Analysis date / time | Batch |
|---|---|---|---|---|---|---|
| Antimony | ND | | 2.41 | 1 | 02/16/2016 11:28 | WG849245 |
| Copper | 9.48 | | 2.41 | 1 | 02/16/2016 11:28 | WG849245 |
| Lead | 11.7 | | 0.602 | 1 | 02/16/2016 11:28 | WG849245 |

## Total Solids by Method 2540 G-2011

| Analyte | Result % | Qualifier | Dilution | Analysis date / time | Batch |
|---|---|---|---|---|---|
| Total Solids | 88.2 | | 1 | 02/15/2016 09:33 | WG849255 |

## Metals (ICP) by Method 6010B

| Analyte | Result (dry) mg/kg | Qualifier | RDL (dry) mg/kg | Dilution | Analysis date / time | Batch |
|---|---|---|---|---|---|---|
| Antimony | 4.16 | | 2.27 | 1 | 02/16/2016 11:31 | WG849245 |
| Lead | 193 | | 0.567 | 1 | 02/16/2016 11:31 | WG849245 |

## Total Solids by Method 2540 G-2011

| Analyte | Result % | Qualifier | Dilution | Analysis date / time | Batch |
|---|---|---|---|---|---|
| Total Solids | 77.1 | | 1 | 02/15/2016 09:33 | WG849255 |

## Metals (ICP) by Method 6010B

| Analyte | Result (dry) mg/kg | Qualifier | RDL (dry) mg/kg | Dilution | Analysis date / time | Batch |
|---|---|---|---|---|---|---|
| Antimony | ND | | 2.60 | 1 | 02/16/2016 11:34 | WG849245 |
| Lead | 33.4 | | 0.649 | 1 | 02/16/2016 11:34 | WG849245 |

## Total Solids by Method 2540 G-2011

| Analyte | Result % | Qualifier | Dilution | Analysis date / time | Batch |
|---|---|---|---|---|---|
| Total Solids | 79.0 | | 1 | 02/15/2016 09:33 | WG849255 |

## Metals (ICP) by Method 6010B

| Analyte | Result (dry) mg/kg | Qualifier | RDL (dry) mg/kg | Dilution | Analysis date / time | Batch |
|---|---|---|---|---|---|---|
| Antimony | ND | | 2.53 | 1 | 02/16/2016 11:37 | WG849245 |
| Lead | 20.1 | | 0.633 | 1 | 02/16/2016 11:37 | WG849245 |

## Total Solids by Method 2540 G-2011

| Analyte | Result % | Qualifier | Dilution | Analysis date / time | Batch |
|---|---|---|---|---|---|
| Total Solids | 82.5 | | 1 | 02/15/2016 09:27 | WG849256 |

## Metals (ICP) by Method 6010B

| Analyte | Result (dry) mg/kg | Qualifier | RDL (dry) mg/kg | Dilution | Analysis date / time | Batch |
|---|---|---|---|---|---|---|
| Antimony | ND | | 2.42 | 1 | 02/16/2016 11:46 | WG849245 |
| Lead | 13.7 | | 0.606 | 1 | 02/16/2016 11:46 | WG849245 |

## Total Solids by Method 2540 G-2011

| Analyte | Result % | Qualifier | Dilution | Analysis date / time | Batch |
|---|---|---|---|---|---|
| Total Solids | 85.3 | | 1 | 02/15/2016 09:27 | WG849256 |

## Metals (ICP) by Method 6010B

| Analyte | Result (dry) mg/kg | Qualifier | RDL (dry) mg/kg | Dilution | Analysis date / time | Batch |
|---|---|---|---|---|---|---|
| Antimony | ND | | 2.34 | 1 | 02/16/2016 11:48 | WG849245 |
| Lead | 54.4 | | 0.586 | 1 | 02/16/2016 11:48 | WG849245 |

## Total Solids by Method 2540 G-2011

| Analyte | Result % | Qualifier | Dilution | Analysis date / time | Batch |
|---|---|---|---|---|---|
| Total Solids | 78.1 | | 1 | 02/15/2016 09:28 | WG849256 |

## Metals (ICP) by Method 6010B

| Analyte | Result (dry) mg/kg | Qualifier | RDL (dry) mg/kg | Dilution | Analysis date / time | Batch |
|---|---|---|---|---|---|---|
| Antimony | ND | | 2.56 | 1 | 02/16/2016 11:51 | WG849245 |
| Lead | 110 | | 0.641 | 1 | 02/16/2016 11:51 | WG849245 |

## Total Solids by Method 2540 G-2011

| Analyte | Result % | Qualifier | Dilution | Analysis date / time | Batch |
|---|---|---|---|---|---|
| Total Solids | 84.0 | | 1 | 02/15/2016 09:28 | WG849256 |

## Metals (ICP) by Method 6010B

| Analyte | Result (dry) mg/kg | Qualifier | RDL (dry) mg/kg | Dilution | Analysis date / time | Batch |
|---|---|---|---|---|---|---|
| Antimony | ND | | 2.38 | 1 | 02/16/2016 11:55 | WG849245 |
| Lead | 11.5 | | 0.595 | 1 | 02/16/2016 11:55 | WG849245 |

## Total Solids by Method 2540 G-2011

| Analyte | Result % | Qualifier | Dilution | Analysis date / time | Batch |
|---|---|---|---|---|---|
| Total Solids | 76.1 | | 1 | 02/15/2016 09:28 | WG849256 |

## Metals (ICP) by Method 6010B

| Analyte | Result (dry) mg/kg | Qualifier | RDL (dry) mg/kg | Dilution | Analysis date / time | Batch |
|---|---|---|---|---|---|---|
| Antimony | ND | | 2.63 | 1 | 02/16/2016 11:57 | WG849245 |
| Lead | 60.7 | | 0.657 | 1 | 02/16/2016 11:57 | WG849245 |

## Method Blank (MB)

(MB) 02/15/16 09:32

| Analyte | MB Result % | MB Qualifier | MB RDL % |
|---|---|---|---|
| Total Solids | 0.000800 | | |

## L817677-07 Original Sample (OS) • Duplicate (DUP)

(OS) 02/15/16 09:33 • (DUP) 02/15/16 09:34

| Analyte | Original Result % | DUP Result % | Dilution | DUP RPD % | DUP Qualifier | DUP RPD Limits % |
|---|---|---|---|---|---|---|
| Total Solids | 79.0 | 80.4 | 1 | 1.73 | | 5 |

## Laboratory Control Sample (LCS)

(LCS) 02/15/16 09:32

| Analyte | Spike Amount % | LCS Result % | LCS Rec. % | Rec. Limits % | LCS Qualifier |
|---|---|---|---|---|---|
| Total Solids | 50.0 | 50.0 | 100 | 85.0-115 | |

## Method Blank (MB)

(MB) 02/15/16 09:27

| Analyte | MB Result % | MB Qualifier | MB RDL % |
|---|---|---|---|
| Total Solids | 0.00100 | | |

## L817677-09 Original Sample (OS) • Duplicate (DUP)

(OS) 02/15/16 09:27 • (DUP) 02/15/16 09:28

| Analyte | Original Result % | DUP Result % | Dilution | DUP RPD % | DUP Qualifier | DUP RPD Limits % |
|---|---|---|---|---|---|---|
| Total Solids | 85.3 | 87.2 | 1 | 2.13 | | 5 |

## Laboratory Control Sample (LCS)

(LCS) 02/15/16 09:27

| Analyte | Spike Amount % | LCS Result % | LCS Rec. % | Rec. Limits % | LCS Qualifier |
|---|---|---|---|---|---|
| Total Solids | 50.0 | 50.0 | 99.9 | 85.0-115 | |

1 Cp
2 Tc
3 Ss
4 Cn
5 Sr
6 Qc
7 Gl
8 Al
9 Sc

## Method Blank (MB)

(MB) 02/16/16 10:35

| Analyte | MB Result mg/kg | MB Qualifier | MB RDL mg/kg |
|---|---|---|---|
| Antimony | ND | | 2.00 |
| Copper | ND | | 2.00 |
| Lead | ND | | 0.500 |

## Laboratory Control Sample (LCS) • Laboratory Control Sample Duplicate (LCSD)

(LCS) 02/16/16 10:38 • (LCSD) 02/16/16 10:41

| Analyte | Spike Amount mg/kg | LCS Result mg/kg | LCSD Result mg/kg | LCS Rec. % | LCSD Rec. % | Rec. Limits % | LCS Qualifier | LCSD Qualifier | RPD % | RPD Limits % |
|---|---|---|---|---|---|---|---|---|---|---|
| Antimony | 100 | 101 | 103 | 101 | 103 | 80-120 | | | 2 | 20 |
| Copper | 100 | 96.8 | 98.8 | 97 | 99 | 80-120 | | | 2 | 20 |
| Lead | 100 | 99.9 | 102 | 100 | 102 | 80-120 | | | 2 | 20 |

## L817478-01 Original Sample (OS) • Matrix Spike (MS) • Matrix Spike Duplicate (MSD)

(OS) 02/16/16 10:44 • (MS) 02/16/16 10:52 • (MSD) 02/16/16 10:55

| Analyte | Spike Amount mg/kg | Original Result mg/kg | MS Result mg/kg | MSD Result mg/kg | MS Rec. % | MSD Rec. % | Dilution | Rec. Limits % | MS Qualifier | MSD Qualifier | RPD % | RPD Limits % |
|---|---|---|---|---|---|---|---|---|---|---|---|---|
| Antimony | 100 | ND | 89.9 | 83.4 | 90 | 83 | 1 | 75-125 | | | 7 | 20 |
| Copper | 100 | 2.59 | 101 | 97.4 | 98 | 95 | 1 | 75-125 | | | 3 | 20 |
| Lead | 100 | 4.91 | 107 | 107 | 102 | 102 | 1 | 75-125 | | | 0 | 20 |

1 Cp
2 Tc
3 Ss
4 Cn
5 Sr
6 Qc
7 Gl
8 Al
9 Sc

## Abbreviations and Definitions

| | |
|---|---|
| SDG | Sample Delivery Group. |
| MDL | Method Detection Limit. |
| RDL | Reported Detection Limit. |
| ND,U | Not detected at the Reporting Limit (or MDL where applicable). |
| RPD | Relative Percent Difference. |
| (dry) | Results are reported based on the dry weight of the sample. [this will only be present on a dry report basis for soils]. |
| Original Sample | The non-spiked sample in the prep batch used to determine the Relative Percent Difference (RPD) from a quality control sample. The Original Sample may not be included within the reported SDG. |
| (S) | Surrogate (Surrogate Standard) - Analytes added to every blank, sample, Laboratory Control Sample/Duplicate and Matrix Spike/Duplicate; used to evaluate analytical efficiency by measuring recovery. Surrogates are not expected to be detected in all environmental media. |
| Rec. | Recovery. |
| SDL | Sample Detection Limit. |
| MQL | Method Quantitation Limit. |
| Unadj. MQL | Unadjusted Method Quantitation Limit. |

| Qualifier | Description |
|---|---|
| | The remainder of this page intentionally left blank, there are no qualifiers applied to this SDG. |

# ACCREDITATIONS & LOCATIONS

ONE LAB. NATIONWIDE.



ESC Lab Sciences is the only environmental laboratory accredited/certified to support your work nationwide from one location. One phone call, one point of contact, one laboratory. No other lab is as accessible or prepared to handle your needs throughout the country. Our capacity and capability from our single location laboratory is comparable to the collective totals of the network laboratories in our industry. The most significant benefit to our "one location" design is the design of our laboratory campus. The model is conducive to accelerated productivity, decreasing turn-around time, and preventing cross contamination, thus protecting sample integrity. Our focus on premium quality and prompt service allows us to be **YOUR LAB OF CHOICE.**

***** Not all certifications held by the laboratory are applicable to the results reported in the attached report.

## State Accreditations

| | |
|---|---|
| Alabama | 40660 |
| Alaska | UST-080 |
| Arizona | AZ0612 |
| Arkansas | 88-0469 |
| California | 01157CA |
| Colorado | TN00003 |
| Conneticut | PH-0197 |
| Florida | E87487 |
| Georgia | NELAP |
| Georgia [1] | 923 |
| Idaho | TN00003 |
| Illinois | 200008 |
| Indiana | C-TN-01 |
| Iowa | 364 |
| Kansas | E-10277 |
| Kentucky [1] | 90010 |
| Kentucky [2] | 16 |
| Louisiana | AI30792 |
| Maine | TN0002 |
| Maryland | 324 |
| Massachusetts | M-TN003 |
| Michigan | 9958 |
| Minnesota | 047-999-395 |
| Mississippi | TN00003 |
| Missouri | 340 |
| Montana | CERT0086 |
| Nebraska | NE-OS-15-05 |
| Nevada | TN-03-2002-34 |
| New Hampshire | 2975 |
| New Jersey–NELAP | TN002 |
| New Mexico | TN00003 |
| New York | 11742 |
| North Carolina | Env375 |
| North Carolina [1] | DW21704 |
| North Carolina [2] | 41 |
| North Dakota | R-140 |
| Ohio–VAP | CL0069 |
| Oklahoma | 9915 |
| Oregon | TN200002 |
| Pennsylvania | 68-02979 |
| Rhode Island | 221 |
| South Carolina | 84004 |
| South Dakota | n/a |
| Tennessee [1 4] | 2006 |
| Texas | T 104704245-07-TX |
| Texas [5] | LAB0152 |
| Utah | 6157585858 |
| Vermont | VT2006 |
| Virginia | 109 |
| Washington | C1915 |
| West Virginia | 233 |
| Wisconsin | 9980939910 |
| Wyoming | A2LA |

## Third Party & Federal Accreditations

| | |
|---|---|
| A2LA – ISO 17025 | 1461.01 |
| A2LA – ISO 17025 [5] | 1461.02 |
| Canada | 1461.01 |
| EPA–Crypto | TN00003 |
| AIHA | 100789 |
| DOD | 1461.01 |
| USDA | S-67674 |

[1] Drinking Water [2] Underground Storage Tanks [3] Aquatic Toxicity [4] Chemical/Microbiological [5] Mold [n/a] Accreditation not applicable

## Our Locations

ESC Lab Sciences has sixty-four client support centers that provide sample pickup and/or the delivery of sampling supplies. If you would like assistance from one of our support offices, please contact our main office. **ESC Lab Sciences performs all testing at our central laboratory.**

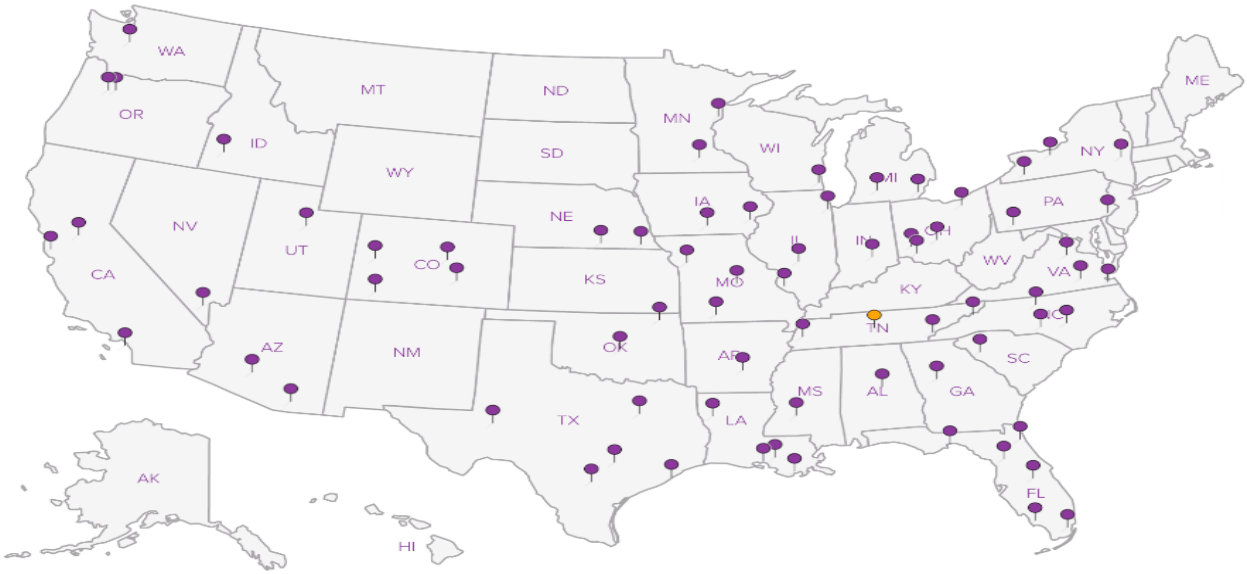

Chain of Custody Page 1 of 2

ESC LAB SCIENCES

YOUR LAB OF CHOICE

12065 Lebanon Rd
Mount Juliet, TN 37122
Phone: 615-758-5858
Phone: 800-767-5859
Fax: 615-758-5859

L# 81767

H067

Acctnum: ENVIRONGCO

Template:

Prelogin:

TSR: 288 - Daphne Richards

PB:

Shipped Via:

**Envirocon**
101 International Dr
~~651 Corporate Circle Ste 114~~
Golden, CO 80020
Missoula, MT 59808

Billing Information:
~~Gene McNutt~~
~~651 Corporate Circle Ste 114~~
~~Golden, CO 80020~~

Report to: Elizabeth Miladragovich

Email To: lmiladragovich@envirocon.com

Project Description: BBGRR23 Ft McClellan

City/State Collected: Anniston, AL

Phone: ~~303-215-0187~~
Fax: 406 565 7576

Client Project # 1495001

Lab Project #

Collected by (print): Elizabeth Miladragovich

Site/Facility ID # Range 23

P.O. # ENVIRONGCO-121014S

Collected by (signature):

Immediately Packed on Ice N X Y ___

Rush? (Lab MUST Be Notified)
___ Same Day ....200%
X Next Day ....100%
___ Two Day ....50%
___ Three Day ....25%

Date Results Needed

Email? ___No X Yes
FAX? ___No ___Yes

Analysis / Container / Preservative

| Sample ID | Comp/Grab | Matrix * | Depth | Date | Time | No. of Cntrs | 6010B-Pb, Sb | 6010B-Pb, Sb, Cu | Rem./Contaminant | Sample # (lab only) |
|---|---|---|---|---|---|---|---|---|---|---|
| HR-79Q-DEP01R | Grab | SS | | 2/12/16 | 14:00 | 1 | | X | | 01 |
| HR-79Q-DEP04R | | | | | 14:05 | 1 | | X | | 02 |
| HR-79Q-SW/SD02R | | | | | 14:10 | 1 | | X | | 03 |
| HR-79Q-SW/SD03R | | | | | 14:15 | 1 | | X | | 04 |
| R23P079Q-POSTXCSSF17-SW2R | grab | | | | 14:20 | 1 | X | | | 05 |
| R23P079Q-POSTXCSSB18-BR | comp | | | | 14:25 | 1 | X | | | 06 |
| R23P079Q-POSTXCSSB18-CR | | | | | 14:30 | 1 | X | | | 07 |
| R23P079Q-POSTXCSSE16A | | | | | 14:35 | 1 | X | | | 08 |
| R23P079Q-POSTXCSSE16-B | | | | | 14:40 | 1 | X | | | 09 |
| HR-79Q-SW/SD02R | | | | | 14:45 | 1 | X | | | 10 |

* Matrix: SS - Soil GW - Groundwater WW - WasteWater DW - Drinking Water OT - Other_____

6573 5223 6019

Remarks:

pH _____ Temp _____
Flow _____ Other _____

Hold #

Condition: (lab use only)

| Relinquished by : (Signature) | Date: | Time: | Received by: (Signature) |
|---|---|---|---|
| | 2/12/16 | 15:30 | |
| Relinquished by : (Signature) | Date: | Time: | Received by: (Signature) |
| | | | |
| Relinquished by : (Signature) | Date: | Time: | Received for lab by: (Signature) |
| | | | |

Samples returned via: ☐ UPS X FedEx ☐ Courier ☐ ____

Temp: AMB °C Bottles Received: 12

Date: 2/13/16 Time: 09:00

COC Seal Intact: ___Y ___N ___N/A

pH Checked: NCF:

Chain of Custody Page 2 of 2

ESC LABS SCIENCES

12065 Lebanon Rd
Mount Juliet, TN 37122
Phone: 615-758-5858
Phone: 800-767-5859
Fax: 615-758-5859

**Envirocon**
~~651 Corporate Circle Ste 114~~
101 International Dr
Missoula, MT 59808
Golden, CO 80020

Billing Information:
~~Gene McNutt~~
~~651 Corporate Circle Ste 114~~
~~Golden, CO 80020~~

Report to: Elizabeth Miladragovich

Email To: lmiladragovich@envirocon.com

Project Description: BBGRRZ3 Ft McClellan

City/State Collected: Anniston, AL

Phone: ~~303-215-0187~~
Fax: 4065657516

Client Project # 1495001

Lab Project #

L # 812677

Table #

Collected by (print): Elizabeth Miladragovich

Site/Facility ID # Range 23

P.O. # ENVIRONGCO-121014

Acctnum: ENVIRONGCO

Template:

Prelogin:

TSR: 288 - Daphne Richards

PB:

Shipped Via:

Collected by (signature):

Immediately Packed on Ice N X Y ___

**Rush?** (Lab MUST Be Notified)
___ Same Day ....200%
X Next Day ....100%
___ Two Day ....50%
___ Three Day ....25%

Date Results Needed

Email? ___No X Yes
FAX? ___No ___Yes

Analysis / Container / Preservative: 6010B-Pb/Sb

| Sample ID | Comp/Grab | Matrix * | Depth | Date | Time | No. of Cntrs | 6010B-Pb/Sb | Rem./Contaminant | Sample # (lab only) |
|---|---|---|---|---|---|---|---|---|---|
| HR-79Q-DEP04 | Comp | SS | | 2/12/16 | 14:50 | 1 | X | | 11 |
| HR-84Q-DEP01 | ↓ | ↓ | | ↓ | 14:55 | 1 | X | | 12 |

* Matrix: SS - Soil GW - Groundwater WW - WasteWater DW - Drinking Water OT - Other ___

Remarks:

pH ___ Temp ___
Flow ___ Other ___

| Relinquished by : (Signature) | Date: | Time: | Received by: (Signature) |
|---|---|---|---|
| | 2/12/16 | 15:30 | |
| Relinquished by : (Signature) | Date: | Time: | Received by: (Signature) |
| Relinquished by : (Signature) | Date: | Time: | Received for lab by: (Signature) |

Samples returned via: ☐ UPS ☒ FedEx ☐ Courier ☐ ___

Temp: Amb °C Bottles Received: 12

Date: 2/13/16 Time: 09:00

Hold #

Condition: (lab use only) n

COC Seal Intact: ___Y ___N ___NA

pH Checked: NCF:

# ANALYTICAL REPORT

February 19, 2016

## Envirocon

| | |
|---|---|
| Sample Delivery Group: | L817729 |
| Samples Received: | 02/13/2016 |
| Project Number: | 1495001 |
| Description: | BBG RR23 Ft. McClellan |
| Report To: | Liz Milodragovich<br>7878 Wadsworth Blvd, Ste 340<br>Arvada, CO 80003 |

Entire Report Reviewed By: Daphne R Richards

Daphne Richards
Technical Service Representative



# TABLE OF CONTENTS

## R23P079Q-POSTXCSSD16-A L817729-01 Solid

Collected by: Elizabeth M. | Collected date/time: 02/11/16 15:00 | Received date/time: 02/13/16 09:00

| Method | Batch | Dilution | Preparation date/time | Analysis date/time | Analyst |
|---|---|---|---|---|---|
| Metals (ICP) by Method 6010B | WG849433 | 1 | 02/16/16 15:14 | 02/17/16 23:17 | LTB |
| Total Solids by Method 2540 G-2011 | WG849694 | 1 | 02/16/16 10:49 | 02/16/16 10:58 | MEL |

## R23P079Q-POSTXCSSD16-B L817729-02 Solid

Collected by: Elizabeth M. | Collected date/time: 02/11/16 15:02 | Received date/time: 02/13/16 09:00

| Method | Batch | Dilution | Preparation date/time | Analysis date/time | Analyst |
|---|---|---|---|---|---|
| Metals (ICP) by Method 6010B | WG849433 | 1 | 02/16/16 15:14 | 02/17/16 23:20 | LTB |
| Total Solids by Method 2540 G-2011 | WG849694 | 1 | 02/16/16 10:49 | 02/16/16 10:58 | MEL |

## R23P079Q-POSTXCSSD16-C L817729-03 Solid

Collected by: Elizabeth M. | Collected date/time: 02/11/16 15:04 | Received date/time: 02/13/16 09:00

| Method | Batch | Dilution | Preparation date/time | Analysis date/time | Analyst |
|---|---|---|---|---|---|
| Metals (ICP) by Method 6010B | WG849433 | 1 | 02/16/16 15:14 | 02/17/16 23:23 | LTB |
| Total Solids by Method 2540 G-2011 | WG849694 | 1 | 02/16/16 10:49 | 02/16/16 10:58 | MEL |

## R23P079Q-POSTXCSSD16-D L817729-04 Solid

Collected by: Elizabeth M. | Collected date/time: 02/11/16 15:07 | Received date/time: 02/13/16 09:00

| Method | Batch | Dilution | Preparation date/time | Analysis date/time | Analyst |
|---|---|---|---|---|---|
| Metals (ICP) by Method 6010B | WG849433 | 1 | 02/16/16 15:14 | 02/17/16 23:26 | LTB |
| Total Solids by Method 2540 G-2011 | WG849694 | 1 | 02/16/16 10:49 | 02/16/16 10:58 | MEL |

## R23P079Q-POSTXCSSD16-DS L817729-05 Solid

Collected by: Elizabeth M. | Collected date/time: 02/11/16 15:09 | Received date/time: 02/13/16 09:00

| Method | Batch | Dilution | Preparation date/time | Analysis date/time | Analyst |
|---|---|---|---|---|---|
| Metals (ICP) by Method 6010B | WG849433 | 1 | 02/16/16 15:14 | 02/17/16 23:29 | LTB |
| Total Solids by Method 2540 G-2011 | WG849694 | 1 | 02/16/16 10:49 | 02/16/16 10:58 | MEL |

## R23P079Q-POSTXCSSD16-DDUP L817729-06 Solid

Collected by: Elizabeth M. | Collected date/time: 02/11/16 15:12 | Received date/time: 02/13/16 09:00

| Method | Batch | Dilution | Preparation date/time | Analysis date/time | Analyst |
|---|---|---|---|---|---|
| Metals (ICP) by Method 6010B | WG849433 | 1 | 02/16/16 15:14 | 02/17/16 23:32 | LTB |
| Total Solids by Method 2540 G-2011 | WG849694 | 1 | 02/16/16 10:49 | 02/16/16 10:58 | MEL |

## R23P079Q-POSTXCSSE13-A COMP L817729-07 Solid

Collected by: Elizabeth M. | Collected date/time: 02/11/16 15:18 | Received date/time: 02/13/16 09:00

| Method | Batch | Dilution | Preparation date/time | Analysis date/time | Analyst |
|---|---|---|---|---|---|
| Metals (ICP) by Method 6010B | WG849433 | 1 | 02/16/16 15:14 | 02/17/16 22:57 | LTB |
| Total Solids by Method 2540 G-2011 | WG849694 | 1 | 02/16/16 10:49 | 02/16/16 10:58 | MEL |

## R23P079Q-POSTXCSSE13-B L817729-08 Solid

Collected by Elizabeth M. | Collected date/time 02/11/16 15:20 | Received date/time 02/13/16 09:00

| Method | Batch | Dilution | Preparation date/time | Analysis date/time | Analyst |
|---|---|---|---|---|---|
| Metals (ICP) by Method 6010B | WG849433 | 1 | 02/16/16 15:14 | 02/17/16 23:41 | LTB |
| Total Solids by Method 2540 G-2011 | WG849694 | 1 | 02/16/16 10:49 | 02/16/16 10:58 | MEL |

## R23P079Q-POSTXCSSE13-C L817729-09 Solid

Collected by Elizabeth M. | Collected date/time 02/11/16 15:23 | Received date/time 02/13/16 09:00

| Method | Batch | Dilution | Preparation date/time | Analysis date/time | Analyst |
|---|---|---|---|---|---|
| Metals (ICP) by Method 6010B | WG849433 | 1 | 02/16/16 15:14 | 02/17/16 23:43 | LTB |
| Total Solids by Method 2540 G-2011 | WG849694 | 1 | 02/16/16 10:49 | 02/16/16 10:58 | MEL |

## R23P079Q-POSTXCSSE13-D L817729-10 Solid

Collected by Elizabeth M. | Collected date/time 02/11/16 15:26 | Received date/time 02/13/16 09:00

| Method | Batch | Dilution | Preparation date/time | Analysis date/time | Analyst |
|---|---|---|---|---|---|
| Metals (ICP) by Method 6010B | WG849433 | 1 | 02/16/16 15:14 | 02/17/16 23:47 | LTB |
| Total Solids by Method 2540 G-2011 | WG849694 | 1 | 02/16/16 10:49 | 02/16/16 10:58 | MEL |

## R23P079Q-POSTXCSSE15-A COMP L817729-11 Solid

Collected by Elizabeth M. | Collected date/time 02/11/16 15:48 | Received date/time 02/13/16 09:00

| Method | Batch | Dilution | Preparation date/time | Analysis date/time | Analyst |
|---|---|---|---|---|---|
| Metals (ICP) by Method 6010B | WG849433 | 1 | 02/16/16 15:14 | 02/17/16 23:50 | LTB |
| Total Solids by Method 2540 G-2011 | WG849696 | 1 | 02/16/16 10:37 | 02/16/16 10:46 | MEL |

## R23P079Q-POSTXCSSE15-B L817729-12 Solid

Collected by Elizabeth M. | Collected date/time 02/11/16 15:50 | Received date/time 02/13/16 09:00

| Method | Batch | Dilution | Preparation date/time | Analysis date/time | Analyst |
|---|---|---|---|---|---|
| Metals (ICP) by Method 6010B | WG849433 | 1 | 02/16/16 15:14 | 02/17/16 23:53 | LTB |
| Total Solids by Method 2540 G-2011 | WG849696 | 1 | 02/16/16 10:37 | 02/16/16 10:46 | MEL |

## R23P079Q-POSTXCSSE15-C L817729-13 Solid

Collected by Elizabeth M. | Collected date/time 02/11/16 15:53 | Received date/time 02/13/16 09:00

| Method | Batch | Dilution | Preparation date/time | Analysis date/time | Analyst |
|---|---|---|---|---|---|
| Metals (ICP) by Method 6010B | WG849433 | 1 | 02/16/16 15:14 | 02/17/16 23:55 | LTB |
| Total Solids by Method 2540 G-2011 | WG849696 | 1 | 02/16/16 10:37 | 02/16/16 10:46 | MEL |

## R23P079Q-POSTXCSSE15-D L817729-14 Solid

Collected by Elizabeth M. | Collected date/time 02/11/16 15:55 | Received date/time 02/13/16 09:00

| Method | Batch | Dilution | Preparation date/time | Analysis date/time | Analyst |
|---|---|---|---|---|---|
| Metals (ICP) by Method 6010B | WG849433 | 1 | 02/16/16 15:14 | 02/17/16 23:58 | LTB |
| Total Solids by Method 2540 G-2011 | WG849696 | 1 | 02/16/16 10:37 | 02/16/16 10:46 | MEL |

1 Cp
2 Tc
3 Ss
4 Cn
5 Sr
6 Qc
7 Gl
8 Al
9 Sc

## R23P079Q-POSTXCSSE14-A L817729-15 Solid

Collected by: Elizabeth M. | Collected date/time: 02/11/16 16:00 | Received date/time: 02/13/16 09:00

| Method | Batch | Dilution | Preparation date/time | Analysis date/time | Analyst |
|---|---|---|---|---|---|
| Metals (ICP) by Method 6010B | WG849433 | 1 | 02/16/16 15:14 | 02/18/16 00:01 | LTB |
| Total Solids by Method 2540 G-2011 | WG849696 | 1 | 02/16/16 10:37 | 02/16/16 10:46 | MEL |

## R23P079Q-POSTXCSSE14-B L817729-16 Solid

Collected by: Elizabeth M. | Collected date/time: 02/11/16 16:02 | Received date/time: 02/13/16 09:00

| Method | Batch | Dilution | Preparation date/time | Analysis date/time | Analyst |
|---|---|---|---|---|---|
| Metals (ICP) by Method 6010B | WG849433 | 1 | 02/16/16 15:14 | 02/18/16 00:04 | LTB |
| Total Solids by Method 2540 G-2011 | WG849696 | 1 | 02/16/16 10:37 | 02/16/16 10:46 | MEL |

## R23P079Q-POSTXCSSE14-C L817729-17 Solid

Collected by: Elizabeth M. | Collected date/time: 02/11/16 16:04 | Received date/time: 02/13/16 09:00

| Method | Batch | Dilution | Preparation date/time | Analysis date/time | Analyst |
|---|---|---|---|---|---|
| Metals (ICP) by Method 6010B | WG849433 | 1 | 02/16/16 15:14 | 02/18/16 00:07 | LTB |
| Total Solids by Method 2540 G-2011 | WG849696 | 1 | 02/16/16 10:37 | 02/16/16 10:46 | MEL |

## R23P079Q-POSTXCSSE14-D L817729-18 Solid

Collected by: Elizabeth M. | Collected date/time: 02/11/16 16:06 | Received date/time: 02/13/16 09:00

| Method | Batch | Dilution | Preparation date/time | Analysis date/time | Analyst |
|---|---|---|---|---|---|
| Metals (ICP) by Method 6010B | WG849433 | 1 | 02/16/16 15:14 | 02/18/16 00:16 | LTB |
| Total Solids by Method 2540 G-2011 | WG849696 | 1 | 02/16/16 10:37 | 02/16/16 10:46 | MEL |

## R23P079Q-POSTXCSSA1-A L817729-19 Solid

Collected by: Elizabeth M. | Collected date/time: 02/11/16 16:20 | Received date/time: 02/13/16 09:00

| Method | Batch | Dilution | Preparation date/time | Analysis date/time | Analyst |
|---|---|---|---|---|---|
| Metals (ICP) by Method 6010B | WG849433 | 1 | 02/16/16 15:14 | 02/18/16 00:19 | LTB |
| Total Solids by Method 2540 G-2011 | WG849696 | 1 | 02/16/16 10:37 | 02/16/16 10:46 | MEL |

## R23P079Q-POSTXCSSA1-B L817729-20 Solid

Collected by: Elizabeth M. | Collected date/time: 02/11/16 16:22 | Received date/time: 02/13/16 09:00

| Method | Batch | Dilution | Preparation date/time | Analysis date/time | Analyst |
|---|---|---|---|---|---|
| Metals (ICP) by Method 6010B | WG849433 | 1 | 02/16/16 15:14 | 02/18/16 00:22 | LTB |
| Total Solids by Method 2540 G-2011 | WG849696 | 1 | 02/16/16 10:37 | 02/16/16 10:46 | MEL |

## R23P079Q-POSTXCSSA1-C COMP L817729-21 Solid

Collected by: Elizabeth M. | Collected date/time: 02/11/16 16:24 | Received date/time: 02/13/16 09:00

| Method | Batch | Dilution | Preparation date/time | Analysis date/time | Analyst |
|---|---|---|---|---|---|
| Metals (ICP) by Method 6010B | WG850030 | 1 | 02/18/16 08:33 | 02/18/16 12:58 | CCE |
| Total Solids by Method 2540 G-2011 | WG849726 | 1 | 02/16/16 10:35 | 02/16/16 10:44 | CJR |

## R23P079Q-POSTXCSSA1-D L817729-22 Solid

| Collected by | Collected date/time | Received date/time |
|---|---|---|
| Elizabeth M. | 02/11/16 16:26 | 02/13/16 09:00 |

| Method | Batch | Dilution | Preparation date/time | Analysis date/time | Analyst |
|---|---|---|---|---|---|
| Metals (ICP) by Method 6010B | WG850030 | 1 | 02/18/16 08:33 | 02/18/16 11:34 | CCE |
| Total Solids by Method 2540 G-2011 | WG849726 | 1 | 02/16/16 10:35 | 02/16/16 10:44 | CJR |

1 Cp
2 Tc
3 Ss
4 Cn
5 Sr
6 Qc
7 Gl
8 Al
9 Sc

All sample aliquots were received at the correct temperature, in the proper containers, with the appropriate preservatives, and within method specified holding times. All MDL (LOD) and RDL (LOQ) values reported for environmental samples have been corrected for the dilution factor used in the analysis. All Method and Batch Quality Control are within established criteria except where addressed in this case narrative, a non-conformance form or properly qualified within the sample results. By my digital signature below, I affirm to the best of my knowledge, all problems/anomalies observed by the laboratory as having the potential to affect the quality of the data have been identified by the laboratory, and no information or data have been knowingly withheld that would affect the quality of the data.

Daphne R Richards

Daphne Richards
Technical Service Representative

## Total Solids by Method 2540 G-2011

| Analyte | Result % | Qualifier | Dilution | Analysis date / time | Batch |
|---|---|---|---|---|---|
| Total Solids | 83.0 | | 1 | 02/16/2016 10:58 | WG849694 |

## Metals (ICP) by Method 6010B

| Analyte | Result (dry) mg/kg | Qualifier | RDL (dry) mg/kg | Dilution | Analysis date / time | Batch |
|---|---|---|---|---|---|---|
| Antimony | ND | | 2.41 | 1 | 02/17/2016 23:17 | WG849433 |
| Lead | 26.6 | | 0.602 | 1 | 02/17/2016 23:17 | WG849433 |

## Total Solids by Method 2540 G-2011

| Analyte | Result % | Qualifier | Dilution | Analysis date / time | Batch |
|---|---|---|---|---|---|
| Total Solids | 83.4 | | 1 | 02/16/2016 10:58 | WG849694 |

## Metals (ICP) by Method 6010B

| Analyte | Result (dry) mg/kg | Qualifier | RDL (dry) mg/kg | Dilution | Analysis date / time | Batch |
|---|---|---|---|---|---|---|
| Antimony | ND | | 2.40 | 1 | 02/17/2016 23:20 | WG849433 |
| Lead | 240 | | 0.599 | 1 | 02/17/2016 23:20 | WG849433 |

## Total Solids by Method 2540 G-2011

| Analyte | Result % | Qualifier | Dilution | Analysis date / time | Batch |
|---|---|---|---|---|---|
| Total Solids | 80.4 | | 1 | 02/16/2016 10:58 | WG849694 |

## Metals (ICP) by Method 6010B

| Analyte | Result (dry) mg/kg | Qualifier | RDL (dry) mg/kg | Dilution | Analysis date / time | Batch |
|---|---|---|---|---|---|---|
| Antimony | ND | | 2.49 | 1 | 02/17/2016 23:23 | WG849433 |
| Lead | 108 | | 0.622 | 1 | 02/17/2016 23:23 | WG849433 |

## Total Solids by Method 2540 G-2011

| Analyte | Result % | Qualifier | Dilution | Analysis date / time | Batch |
|---|---|---|---|---|---|
| Total Solids | 83.8 | | 1 | 02/16/2016 10:58 | WG849694 |

## Metals (ICP) by Method 6010B

| Analyte | Result (dry) mg/kg | Qualifier | RDL (dry) mg/kg | Dilution | Analysis date / time | Batch |
|---|---|---|---|---|---|---|
| Antimony | ND | | 2.39 | 1 | 02/17/2016 23:26 | WG849433 |
| Lead | 17.5 | | 0.597 | 1 | 02/17/2016 23:26 | WG849433 |

## Total Solids by Method 2540 G-2011

| Analyte | Result % | Qualifier | Dilution | Analysis date / time | Batch |
|---|---|---|---|---|---|
| Total Solids | 84.1 | | 1 | 02/16/2016 10:58 | WG849694 |

## Metals (ICP) by Method 6010B

| Analyte | Result (dry) mg/kg | Qualifier | RDL (dry) mg/kg | Dilution | Analysis date / time | Batch |
|---|---|---|---|---|---|---|
| Antimony | ND | | 2.38 | 1 | 02/17/2016 23:29 | WG849433 |
| Lead | 20.7 | | 0.595 | 1 | 02/17/2016 23:29 | WG849433 |

## Total Solids by Method 2540 G-2011

| Analyte | Result % | Qualifier | Dilution | Analysis date / time | Batch |
|---|---|---|---|---|---|
| Total Solids | 85.4 | | 1 | 02/16/2016 10:58 | WG849694 |

## Metals (ICP) by Method 6010B

| Analyte | Result (dry) mg/kg | Qualifier | RDL (dry) mg/kg | Dilution | Analysis date / time | Batch |
|---|---|---|---|---|---|---|
| Antimony | ND | | 2.34 | 1 | 02/17/2016 23:32 | WG849433 |
| Lead | 22.1 | | 0.586 | 1 | 02/17/2016 23:32 | WG849433 |

## Total Solids by Method 2540 G-2011

| Analyte | Result % | Qualifier | Dilution | Analysis date / time | Batch |
|---|---|---|---|---|---|
| Total Solids | 87.0 | | 1 | 02/16/2016 10:58 | WG849694 |

## Metals (ICP) by Method 6010B

| Analyte | Result (dry) mg/kg | Qualifier | RDL (dry) mg/kg | Dilution | Analysis date / time | Batch |
|---|---|---|---|---|---|---|
| Antimony | ND | J3 J6 | 2.30 | 1 | 02/17/2016 22:57 | WG849433 |
| Lead | 23.0 | O1 | 0.575 | 1 | 02/17/2016 22:57 | WG849433 |

## Total Solids by Method 2540 G-2011

| Analyte | Result % | Qualifier | Dilution | Analysis date / time | Batch |
|---|---|---|---|---|---|
| Total Solids | 90.9 | | 1 | 02/16/2016 10:58 | WG849694 |

## Metals (ICP) by Method 6010B

| Analyte | Result (dry) mg/kg | Qualifier | RDL (dry) mg/kg | Dilution | Analysis date / time | Batch |
|---|---|---|---|---|---|---|
| Antimony | ND | | 2.20 | 1 | 02/17/2016 23:41 | WG849433 |
| Lead | 138 | | 0.550 | 1 | 02/17/2016 23:41 | WG849433 |

## Total Solids by Method 2540 G-2011

| Analyte | Result % | Qualifier | Dilution | Analysis date / time | Batch |
|---|---|---|---|---|---|
| Total Solids | 88.7 | | 1 | 02/16/2016 10:58 | WG849694 |

## Metals (ICP) by Method 6010B

| Analyte | Result (dry) mg/kg | Qualifier | RDL (dry) mg/kg | Dilution | Analysis date / time | Batch |
|---|---|---|---|---|---|---|
| Antimony | ND | | 2.26 | 1 | 02/17/2016 23:43 | WG849433 |
| Lead | 37.7 | | 0.564 | 1 | 02/17/2016 23:43 | WG849433 |

## Total Solids by Method 2540 G-2011

| Analyte | Result % | Qualifier | Dilution | Analysis date / time | Batch |
|---|---|---|---|---|---|
| Total Solids | 86.2 | | 1 | 02/16/2016 10:58 | WG849694 |

## Metals (ICP) by Method 6010B

| Analyte | Result (dry) mg/kg | Qualifier | RDL (dry) mg/kg | Dilution | Analysis date / time | Batch |
|---|---|---|---|---|---|---|
| Antimony | ND | | 2.32 | 1 | 02/17/2016 23:47 | WG849433 |
| Lead | 60.8 | | 0.580 | 1 | 02/17/2016 23:47 | WG849433 |

## Total Solids by Method 2540 G-2011

| Analyte | Result % | Qualifier | Dilution | Analysis date / time | Batch |
|---|---|---|---|---|---|
| Total Solids | 81.8 | | 1 | 02/16/2016 10:46 | WG849696 |

## Metals (ICP) by Method 6010B

| Analyte | Result (dry) mg/kg | Qualifier | RDL (dry) mg/kg | Dilution | Analysis date / time | Batch |
|---|---|---|---|---|---|---|
| Antimony | ND | | 2.44 | 1 | 02/17/2016 23:50 | WG849433 |
| Lead | 23.4 | | 0.611 | 1 | 02/17/2016 23:50 | WG849433 |

## Total Solids by Method 2540 G-2011

| Analyte | Result % | Qualifier | Dilution | Analysis date / time | Batch |
|---|---|---|---|---|---|
| Total Solids | 79.3 | | 1 | 02/16/2016 10:46 | WG849696 |

## Metals (ICP) by Method 6010B

| Analyte | Result (dry) mg/kg | Qualifier | RDL (dry) mg/kg | Dilution | Analysis date / time | Batch |
|---|---|---|---|---|---|---|
| Antimony | ND | | 2.52 | 1 | 02/17/2016 23:53 | WG849433 |
| Lead | 140 | | 0.630 | 1 | 02/17/2016 23:53 | WG849433 |

## Total Solids by Method 2540 G-2011

| Analyte | Result % | Qualifier | Dilution | Analysis date / time | Batch |
|---|---|---|---|---|---|
| Total Solids | 84.8 | | 1 | 02/16/2016 10:46 | WG849696 |

## Metals (ICP) by Method 6010B

| Analyte | Result (dry) mg/kg | Qualifier | RDL (dry) mg/kg | Dilution | Analysis date / time | Batch |
|---|---|---|---|---|---|---|
| Antimony | ND | | 2.36 | 1 | 02/17/2016 23:55 | WG849433 |
| Lead | 57.2 | | 0.590 | 1 | 02/17/2016 23:55 | WG849433 |

## Total Solids by Method 2540 G-2011

| Analyte | Result % | Qualifier | Dilution | Analysis date / time | Batch |
|---|---|---|---|---|---|
| Total Solids | 83.2 | | 1 | 02/16/2016 10:46 | WG849696 |

## Metals (ICP) by Method 6010B

| Analyte | Result (dry) mg/kg | Qualifier | RDL (dry) mg/kg | Dilution | Analysis date / time | Batch |
|---|---|---|---|---|---|---|
| Antimony | ND | | 2.41 | 1 | 02/17/2016 23:58 | WG849433 |
| Lead | 90.3 | | 0.601 | 1 | 02/17/2016 23:58 | WG849433 |

## Total Solids by Method 2540 G-2011

| Analyte | Result % | Qualifier | Dilution | Analysis date / time | Batch |
|---|---|---|---|---|---|
| Total Solids | 82.5 | | 1 | 02/16/2016 10:46 | WG849696 |

## Metals (ICP) by Method 6010B

| Analyte | Result (dry) mg/kg | Qualifier | RDL (dry) mg/kg | Dilution | Analysis date / time | Batch |
|---|---|---|---|---|---|---|
| Antimony | ND | | 2.42 | 1 | 02/18/2016 00:01 | WG849433 |
| Lead | 41.4 | | 0.606 | 1 | 02/18/2016 00:01 | WG849433 |

## Total Solids by Method 2540 G-2011

| Analyte | Result % | Qualifier | Dilution | Analysis date / time | Batch |
|---|---|---|---|---|---|
| Total Solids | 84.1 | | 1 | 02/16/2016 10:46 | WG849696 |

## Metals (ICP) by Method 6010B

| Analyte | Result (dry) mg/kg | Qualifier | RDL (dry) mg/kg | Dilution | Analysis date / time | Batch |
|---|---|---|---|---|---|---|
| Antimony | ND | | 2.38 | 1 | 02/18/2016 00:04 | WG849433 |
| Lead | 134 | | 0.594 | 1 | 02/18/2016 00:04 | WG849433 |

## Total Solids by Method 2540 G-2011

| Analyte | Result % | Qualifier | Dilution | Analysis date / time | Batch |
|---|---|---|---|---|---|
| Total Solids | 82.0 | | 1 | 02/16/2016 10:46 | WG849696 |

## Metals (ICP) by Method 6010B

| Analyte | Result (dry) mg/kg | Qualifier | RDL (dry) mg/kg | Dilution | Analysis date / time | Batch |
|---|---|---|---|---|---|---|
| Antimony | ND | | 2.44 | 1 | 02/18/2016 00:07 | WG849433 |
| Lead | 237 | | 0.610 | 1 | 02/18/2016 00:07 | WG849433 |

## Total Solids by Method 2540 G-2011

| Analyte | Result % | Qualifier | Dilution | Analysis date / time | Batch |
|---|---|---|---|---|---|
| Total Solids | 82.1 | J3 | 1 | 02/16/2016 10:46 | WG849696 |

## Metals (ICP) by Method 6010B

| Analyte | Result (dry) mg/kg | Qualifier | RDL (dry) mg/kg | Dilution | Analysis date / time | Batch |
|---|---|---|---|---|---|---|
| Antimony | ND | | 2.44 | 1 | 02/18/2016 00:16 | WG849433 |
| Lead | 175 | | 0.609 | 1 | 02/18/2016 00:16 | WG849433 |

## Total Solids by Method 2540 G-2011

| Analyte | Result % | Qualifier | Dilution | Analysis date / time | Batch |
|---|---|---|---|---|---|
| Total Solids | 86.7 | | 1 | 02/16/2016 10:46 | WG849696 |

## Metals (ICP) by Method 6010B

| Analyte | Result (dry) mg/kg | Qualifier | RDL (dry) mg/kg | Dilution | Analysis date / time | Batch |
|---|---|---|---|---|---|---|
| Antimony | ND | | 2.31 | 1 | 02/18/2016 00:19 | WG849433 |
| Lead | 114 | | 0.577 | 1 | 02/18/2016 00:19 | WG849433 |

## Total Solids by Method 2540 G-2011

| Analyte | Result % | Qualifier | Dilution | Analysis date / time | Batch |
|---|---|---|---|---|---|
| Total Solids | 85.7 | | 1 | 02/16/2016 10:46 | WG849696 |

## Metals (ICP) by Method 6010B

| Analyte | Result (dry) mg/kg | Qualifier | RDL (dry) mg/kg | Dilution | Analysis date / time | Batch |
|---|---|---|---|---|---|---|
| Antimony | ND | | 2.33 | 1 | 02/18/2016 00:22 | WG849433 |
| Lead | 25.0 | | 0.583 | 1 | 02/18/2016 00:22 | WG849433 |

## Total Solids by Method 2540 G-2011

| Analyte | Result % | Qualifier | Dilution | Analysis date / time | Batch |
|---|---|---|---|---|---|
| Total Solids | 86.4 | | 1 | 02/16/2016 10:44 | WG849726 |

## Metals (ICP) by Method 6010B

| Analyte | Result (dry) mg/kg | Qualifier | RDL (dry) mg/kg | Dilution | Analysis date / time | Batch |
|---|---|---|---|---|---|---|
| Antimony | ND | | 2.32 | 1 | 02/18/2016 12:58 | WG850030 |
| Lead | 46.9 | | 0.579 | 1 | 02/18/2016 12:58 | WG850030 |

## Total Solids by Method 2540 G-2011

| Analyte | Result % | Qualifier | Dilution | Analysis date / time | Batch |
|---|---|---|---|---|---|
| Total Solids | 88.8 | | 1 | 02/16/2016 10:44 | WG849726 |

## Metals (ICP) by Method 6010B

| Analyte | Result (dry) mg/kg | Qualifier | RDL (dry) mg/kg | Dilution | Analysis date / time | Batch |
|---|---|---|---|---|---|---|
| Antimony | ND | | 2.25 | 1 | 02/18/2016 11:34 | WG850030 |
| Lead | 138 | J5 | 0.563 | 1 | 02/18/2016 11:34 | WG850030 |

## Method Blank (MB)

(MB) 02/16/16 10:58

| Analyte | MB Result % | MB Qualifier | MB RDL % |
|---|---|---|---|
| Total Solids | 0.000100 | | |

## L817729-04 Original Sample (OS) • Duplicate (DUP)

(OS) 02/16/16 10:58 • (DUP) 02/16/16 10:58

| Analyte | Original Result % | DUP Result % | Dilution | DUP RPD % | DUP Qualifier | DUP RPD Limits % |
|---|---|---|---|---|---|---|
| Total Solids | 83.8 | 84.0 | 1 | 0.255 | | 5 |

## Laboratory Control Sample (LCS)

(LCS) 02/16/16 10:58

| Analyte | Spike Amount % | LCS Result % | LCS Rec. % | Rec. Limits % | LCS Qualifier |
|---|---|---|---|---|---|
| Total Solids | 50.0 | 50.0 | 100 | 85.0-115 | |

## Method Blank (MB)

(MB) 02/16/16 10:46

| Analyte | MB Result % | MB Qualifier | MB RDL % |
|---|---|---|---|
| Total Solids | 0.000300 | | |

## L817729-18 Original Sample (OS) • Duplicate (DUP)

(OS) 02/16/16 10:46 • (DUP) 02/16/16 10:46

| Analyte | Original Result % | DUP Result % | Dilution | DUP RPD % | DUP Qualifier | DUP RPD Limits % |
|---|---|---|---|---|---|---|
| Total Solids | 82.1 | 86.5 | 1 | 5.27 | J3 | 5 |

## Laboratory Control Sample (LCS)

(LCS) 02/16/16 10:46

| Analyte | Spike Amount % | LCS Result % | LCS Rec. % | Rec. Limits % | LCS Qualifier |
|---|---|---|---|---|---|
| Total Solids | 50.0 | 50.0 | 100 | 85.0-115 | |

## Method Blank (MB)

(MB) 02/16/16 10:44

| Analyte | MB Result % | MB Qualifier | MB RDL % |
|---|---|---|---|
| Total Solids | 0.00120 | | |

## L817737-03 Original Sample (OS) • Duplicate (DUP)

(OS) 02/16/16 10:44 • (DUP) 02/16/16 10:44

| Analyte | Original Result % | DUP Result % | Dilution | DUP RPD % | DUP Qualifier | DUP RPD Limits % |
|---|---|---|---|---|---|---|
| Total Solids | 85.0 | 84.4 | 1 | 0.653 | | 5 |

## Laboratory Control Sample (LCS)

(LCS) 02/16/16 10:44

| Analyte | Spike Amount % | LCS Result % | LCS Rec. % | Rec. Limits % | LCS Qualifier |
|---|---|---|---|---|---|
| Total Solids | 50.0 | 50.0 | 100 | 85.0-115 | |

## Method Blank (MB)

(MB) 02/17/16 22:49

| Analyte | MB Result mg/kg | MB Qualifier | MB RDL mg/kg |
|---|---|---|---|
| Antimony | ND | | 2.00 |
| Lead | ND | | 0.500 |

## Laboratory Control Sample (LCS) • Laboratory Control Sample Duplicate (LCSD)

(LCS) 02/17/16 22:51 • (LCSD) 02/17/16 22:54

| Analyte | Spike Amount mg/kg | LCS Result mg/kg | LCSD Result mg/kg | LCS Rec. % | LCSD Rec. % | Rec. Limits % | LCS Qualifier | LCSD Qualifier | RPD % | RPD Limits % |
|---|---|---|---|---|---|---|---|---|---|---|
| Antimony | 100 | 102 | 96.0 | 102 | 96 | 80-120 | | | 6 | 20 |
| Lead | 100 | 101 | 95.9 | 101 | 96 | 80-120 | | | 5 | 20 |

## L817729-07 Original Sample (OS) • Matrix Spike (MS) • Matrix Spike Duplicate (MSD)

(OS) 02/17/16 22:57 • (MS) 02/17/16 23:12 • (MSD) 02/17/16 23:14

| Analyte | Spike Amount mg/kg | Original Result mg/kg | MS Result mg/kg | MSD Result mg/kg | MS Rec. % | MSD Rec. % | Dilution | Rec. Limits % | MS Qualifier | MSD Qualifier | RPD % | RPD Limits % |
|---|---|---|---|---|---|---|---|---|---|---|---|---|
| Antimony | 100 | 0.149 | 33.8 | 44.3 | 34 | 44 | 1 | 75-125 | J6 | J3 J6 | 27 | 20 |
| Lead | 100 | 20.0 | 114 | 127 | 94 | 107 | 1 | 75-125 | | | 11 | 20 |

## Method Blank (MB)

(MB) 02/18/16 11:26

| Analyte | MB Result mg/kg | MB Qualifier | MB RDL mg/kg |
|---|---|---|---|
| Antimony | ND | | 2.00 |
| Lead | ND | | 0.500 |

## Laboratory Control Sample (LCS) • Laboratory Control Sample Duplicate (LCSD)

(LCS) 02/18/16 11:28 • (LCSD) 02/18/16 11:31

| Analyte | Spike Amount mg/kg | LCS Result mg/kg | LCSD Result mg/kg | LCS Rec. % | LCSD Rec. % | Rec. Limits % | LCS Qualifier | LCSD Qualifier | RPD % | RPD Limits % |
|---|---|---|---|---|---|---|---|---|---|---|
| Antimony | 100 | 106 | 99.4 | 106 | 99 | 80-120 | | | 7 | 20 |
| Lead | 100 | 106 | 99.1 | 106 | 99 | 80-120 | | | 7 | 20 |

## L817729-22 Original Sample (OS) • Matrix Spike (MS) • Matrix Spike Duplicate (MSD)

(OS) 02/18/16 11:34 • (MS) 02/18/16 11:44 • (MSD) 02/18/16 11:46

| Analyte | Spike Amount mg/kg | Original Result mg/kg | MS Result mg/kg | MSD Result mg/kg | MS Rec. % | MSD Rec. % | Dilution | Rec. Limits % | MS Qualifier | MSD Qualifier | RPD % | RPD Limits % |
|---|---|---|---|---|---|---|---|---|---|---|---|---|
| Antimony | 100 | 0.192 | 75.5 | 79.7 | 75 | 79 | 1 | 75-125 | | | 5 | 20 |
| Lead | 100 | 123 | 217 | 258 | 95 | 135 | 1 | 75-125 | | J5 | 17 | 20 |

1 Cp
2 Tc
3 Ss
4 Cn
5 Sr
6 Qc
7 Gl
8 Al
9 Sc

## Abbreviations and Definitions

| | |
|---|---|
| SDG | Sample Delivery Group. |
| MDL | Method Detection Limit. |
| RDL | Reported Detection Limit. |
| ND,U | Not detected at the Reporting Limit (or MDL where applicable). |
| RPD | Relative Percent Difference. |
| (dry) | Results are reported based on the dry weight of the sample. [this will only be present on a dry report basis for soils]. |
| Original Sample | The non-spiked sample in the prep batch used to determine the Relative Percent Difference (RPD) from a quality control sample. The Original Sample may not be included within the reported SDG. |
| (S) | Surrogate (Surrogate Standard) - Analytes added to every blank, sample, Laboratory Control Sample/Duplicate and Matrix Spike/Duplicate; used to evaluate analytical efficiency by measuring recovery. Surrogates are not expected to be detected in all environmental media. |
| Rec. | Recovery. |
| SDL | Sample Detection Limit. |
| MQL | Method Quantitation Limit. |
| Unadj. MQL | Unadjusted Method Quantitation Limit. |

| Qualifier | Description |
|---|---|
| J3 | The associated batch QC was outside the established quality control range for precision. |
| J5 | The sample matrix interfered with the ability to make any accurate determination; spike value is high. |
| J6 | The sample matrix interfered with the ability to make any accurate determination; spike value is low. |
| O1 | The analyte failed the method required serial dilution test and/or subsequent post-spike criteria. These failures indicate matrix interference. |

# ACCREDITATIONS & LOCATIONS

ONE LAB. NATIONWIDE.



ESC Lab Sciences is the only environmental laboratory accredited/certified to support your work nationwide from one location. One phone call, one point of contact, one laboratory. No other lab is as accessible or prepared to handle your needs throughout the country. Our capacity and capability from our single location laboratory is comparable to the collective totals of the network laboratories in our industry. The most significant benefit to our "one location" design is the design of our laboratory campus. The model is conducive to accelerated productivity, decreasing turn-around time, and preventing cross contamination, thus protecting sample integrity. Our focus on premium quality and prompt service allows us to be **YOUR LAB OF CHOICE.**

***** Not all certifications held by the laboratory are applicable to the results reported in the attached report.

## State Accreditations

| | |
|---|---|
| Alabama | 40660 |
| Alaska | UST-080 |
| Arizona | AZ0612 |
| Arkansas | 88-0469 |
| California | 01157CA |
| Colorado | TN00003 |
| Conneticut | PH-0197 |
| Florida | E87487 |
| Georgia | NELAP |
| Georgia [1] | 923 |
| Idaho | TN00003 |
| Illinois | 200008 |
| Indiana | C-TN-01 |
| Iowa | 364 |
| Kansas | E-10277 |
| Kentucky [1] | 90010 |
| Kentucky [2] | 16 |
| Louisiana | AI30792 |
| Maine | TN0002 |
| Maryland | 324 |
| Massachusetts | M-TN003 |
| Michigan | 9958 |
| Minnesota | 047-999-395 |
| Mississippi | TN00003 |
| Missouri | 340 |
| Montana | CERT0086 |
| Nebraska | NE-OS-15-05 |
| Nevada | TN-03-2002-34 |
| New Hampshire | 2975 |
| New Jersey–NELAP | TN002 |
| New Mexico | TN00003 |
| New York | 11742 |
| North Carolina | Env375 |
| North Carolina [1] | DW21704 |
| North Carolina [2] | 41 |
| North Dakota | R-140 |
| Ohio–VAP | CL0069 |
| Oklahoma | 9915 |
| Oregon | TN200002 |
| Pennsylvania | 68-02979 |
| Rhode Island | 221 |
| South Carolina | 84004 |
| South Dakota | n/a |
| Tennessee [1 4] | 2006 |
| Texas | T 104704245-07-TX |
| Texas [5] | LAB0152 |
| Utah | 6157585858 |
| Vermont | VT2006 |
| Virginia | 109 |
| Washington | C1915 |
| West Virginia | 233 |
| Wisconsin | 9980939910 |
| Wyoming | A2LA |

## Third Party & Federal Accreditations

| | |
|---|---|
| A2LA – ISO 17025 | 1461.01 |
| A2LA – ISO 17025 [5] | 1461.02 |
| Canada | 1461.01 |
| EPA–Crypto | TN00003 |
| AIHA | 100789 |
| DOD | 1461.01 |
| USDA | S-67674 |

[1] Drinking Water [2] Underground Storage Tanks [3] Aquatic Toxicity [4] Chemical/Microbiological [5] Mold [n/a] Accreditation not applicable

## Our Locations

ESC Lab Sciences has sixty-four client support centers that provide sample pickup and/or the delivery of sampling supplies. If you would like assistance from one of our support offices, please contact our main office. **ESC Lab Sciences performs all testing at our central laboratory.**

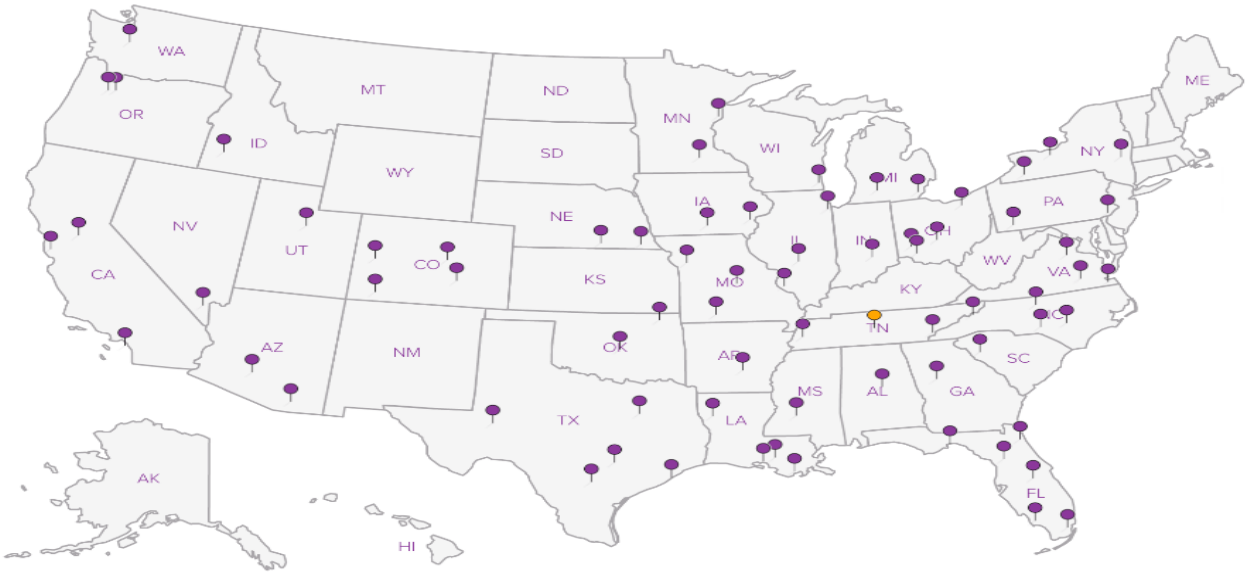

**Envirocon**
101 International Dr
~~651 Corporate Circle Ste 114~~
~~Golden, CO 80020~~
Missoula, MT 59806

Billing Information:
~~Gene McNutt~~
~~651 Corporate Circle Ste 114~~
~~Golden, CO 80020~~

Report to: Elizabeth Milodragovich
Email To: lmilodragovich@envirocon.com

Project Description: BBG RR23 Ft. McClellan
City/State Collected: Anniston, AL

Phone: ~~303-215-0187~~
Fax: 406 565 7576
Client Project # 1495001
Lab Project #

Collected by (print): Elizabeth Milodragovich
Site/Facility ID # Range 23
P.O. # ENVIRONGCO-1210145

Collected by (signature):
Immediately Packed on Ice N ☒ Y ___

**Rush?** (Lab MUST Be Notified)
___ Same Day ....200%
☒ Next Day ....100%
___ Two Day ....50%
___ Three Day ....25%

Date Results Needed
Email? ___No ☒Yes
FAX? ___No ___Yes

Analysis / Container / Preservative: 60163-PB15b

| Sample ID | Comp/Grab | Matrix * | Depth | Date | Time | No. of Cntrs | | Rem./Contaminant | Sample # (lab only) |
|---|---|---|---|---|---|---|---|---|---|
| R23P079Q-POSTXCSSD16-A | Comp | SS | | 2/11/16 | 15:00 | 1 | X | | -01 |
| R23P079Q-POSTXCSSD16-B | | | | | 15:02 | 1 | X | | -02 |
| R23P079Q-POSTXCSSD16-C | | | | | 15:04 | 1 | X | | -03 |
| R23P079Q-POSTXCSSD16-D | | | | | 15:07 | 1 | X | | -04 |
| R23P079Q-POSTXCSSD16-DS | | | | | 15:09 | 1 | X | | -05 |
| R23P079Q-POSTXCSSD16-DDup | | | | | 15:12 | 1 | X | | -06 |
| R23P079Q-POSTXCSSE13-A | Comp | | | | 15:18 | 1 | X | | -07 |
| R23P079Q-POSTXCSSE13-B | | | | | 15:20 | 1 | X | | -08 |
| R23P079Q-POSTXCSSE13-C | | | | | 15:23 | 1 | X | | -09 |
| R23P079Q-POSTXCSSE13-D | | | | | 15:26 | 1 | X | | -10 |

* Matrix: SS - Soil GW - Groundwater WW - WasteWater DW - Drinking Water OT - Other_____

**Remarks:**

pH _____ Temp _____ 6573 5223 5994
Flow _____ Other _____

| Relinquished by : (Signature) | Date: | Time: | Received by: (Signature) |
|---|---|---|---|
| | 2/12/16 | 10:00 | |
| Relinquished by : (Signature) | Date: | Time: | Received by: (Signature) |
| Relinquished by : (Signature) | Date: | Time: | Received for lab by: (Signature) |

Samples returned via: ☐ UPS ☒ FedEx ☐ Courier ☐ _____
Temp: °C Bottles Received: 22 = 4oz
Date: 2/13/16 Time: 0900

Chain of Custody Page 1 of 3

ESC LAB SCIENCES
YOUR LAB OF CHOICE
12065 Lebanon Rd
Mount Juliet, TN 37122
Phone: 615-758-5858
Phone: 800-767-5859
Fax: 615-758-5859

L# L817729
H068

Acctnum: ENVIRONGCO
Template:
Prelogin:
TSR: 288 - Daphne Richards
PB:
Shipped Via:

Hold #
Condition: ok (lab use only) BMH
COC Seal Intact: ___Y ___N ___NA
pH Checked: NCF:

**Envirocon**
101 International Dr
~~651 Corporate Circle Ste 114~~
~~Golden, CO 80020~~
Missoula, MT 59808

Billing Information:
~~Gene McNutt~~
~~651 Corporate Circle Ste 114~~
~~Golden, CO 80020~~

Report to: Elizabeth Milodragovich
Email To: lmilodragovich@envirocon.com

Project Description: BBGRR23 Ft. McClellan
City/State Collected: Anniston, AL

Phone: ~~303 215 0187~~
Fax: 4065657516
Client Project # 1495001
Lab Project #

Collected by (print): Elizabeth Milodragovich
Site/Facility ID # Range 23
P.O. # ENVIRONGCO-1210145

Collected by (signature):
Immediately Packed on Ice N X Y ___

**Rush?** (Lab MUST Be Notified)
___ Same Day ....200%
X Next Day ....100%
___ Two Day ....50%
___ Three Day ....25%

Date Results Needed
Email? ___No X Yes
FAX? ___No ___Yes

Analysis / Container / Preservative: 8010B-8015

Chain of Custody Page 2 of 3

ESC LAB SCIENCES
YOUR LAB OF CHOICE
12065 Lebanon Rd
Mount Juliet, TN 37122
Phone: 615-758-5858
Phone: 800-767-5859
Fax: 615-758-5859

L# L817729
Table #
Acctnum: ENVIRONGCO
Template:
Prelogin:
TSR: 283 - Daphne Richards
PB
Shipped Via:

| Sample ID | Comp/Grab | Matrix * | Depth | Date | Time | No. of Cntrs | 8010B-8015 | Rem./Contaminant | Sample # (lab only) |
|---|---|---|---|---|---|---|---|---|---|
| R23P079Q-POSTXCSSE15-A | comp | SS | | 2/11/16 | 15:48 | 1 | X | | -11 |
| R23P079Q-POSTXCSSE15-B | | | | | 15:50 | 1 | X | | -12 |
| R23P079Q-POSTXCSSE15-C | | | | | 15:53 | 1 | X | | -13 |
| R23P079Q-POSTXCSSE15-D | | | | | 15:55 | 1 | X | | -14 |
| R23P079Q-POSTXCSSE14-A | | | | | 16:00 | 1 | X | | -15 |
| R23P079Q-POSTXCSSE14-B | | | | | 16:02 | 1 | X | | -16 |
| R23P079Q-POSTXCSSE14-C | | | | | 16:04 | 1 | X | | -17 |
| R23P079Q-POSTXCSSE14-D | | | | | 16:06 | 1 | X | | -18 |
| R23P079Q-POSTXCSSA1-A | | | | | 16:20 | 1 | X | | -19 |
| R23P079Q-POSTXCSSA1-B | | | | | 16:22 | 1 | X | | -20 |

* Matrix: SS - Soil GW - Groundwater WW - WasteWater DW - Drinking Water OT - Other_____

**Remarks:**

pH _____ Temp _____
Flow _____ Other _____

| Relinquished by : (Signature) | Date: | Time: | Received by: (Signature) |
|---|---|---|---|
| | 2/12/16 | 10:00 | |
| Relinquished by : (Signature) | Date: | Time: | Received by: (Signature) |
| Relinquished by : (Signature) | Date: | Time: | Received for lab by: (Signature) |

Samples returned via: ☐ UPS ☒ FedEx ☐ Courier ☐ _____
Temp: AMb °C Bottles Received:
Date: 2/13/16 Time: 0800

Hold #
Condition: ok (lab use only) bm-11
COC Seal Intact: ___Y ___N ___NA
pH Checked: NCF:

**Envirocon**
101 International Dr
~~651 Corporate Circle Ste 114~~
~~Golden, CO 80020~~
Missoula, MT 59808

Billing Information:
~~Gene McNutt~~
~~651 Corporate Circle Ste 114~~
~~Golden, CO 80020~~

Report to: Elizabeth Milodragovich

Email To: lmilodragovich@envirocon.com

Project Description: BBGRR23 Ft McClellan

City/State Collected: Anniston, AL

Phone: ~~303-215-0187~~
Fax: 4065657576

Client Project # 1495001

Lab Project #

Collected by (print): Elizabeth Milodragovich

Site/Facility ID # Range 23

P.O. # ENVIRONGCO-1210145

Collected by (signature):

Immediately Packed on Ice N X Y ___

**Rush?** (Lab MUST Be Notified)
___ Same Day ....200%
X Next Day ....100%
___ Two Day ....50%
___ Three Day ....25%

Date Results Needed

Email? ___No X Yes
FAX? ___No ___Yes

| Sample ID | Comp/Grab | Matrix * | Depth | Date | Time | No. of Cntrs | 1010B-Pb,Sb | | | | | | | | Rem./Contaminant | Sample # (lab only) |
|---|---|---|---|---|---|---|---|---|---|---|---|---|---|---|---|---|
| R23P079Q-POSTXLSSA1-C | Comp | SS | | 2/11/16 | 16:24 | 1 | X | | | | | | | | | -21 |
| R23P079Q-POSTXLSSA1-D | | | | | 16:26 | 1 | X | | | | | | | | | -22 |

Analysis / Container / Preservative

YOU
12065 Lebanon
Mount Juliet, TN 37
Phone: 615-758-5858
Phone: 800-767-5859
Fax: 615-758-5859

L# L817729

Table #

Acctnum: ENVIRONGCO

Template:

Prelogin:

TSR: 288 - Daphne Richards

PB:

Shipped Via:

* Matrix: SS - Soil GW - Groundwater WW - WasteWater DW - Drinking Water OT - Other_____

**Remarks:**

pH _____ Temp _____

Flow _____ Other _____

| Relinquished by : (Signature) | Date: | Time: | Received by: (Signature) |
|---|---|---|---|
| | 2/12/16 | 10:00 | |
| Relinquished by : (Signature) | Date: | Time: | Received by: (Signature) |
| Relinquished by : (Signature) | Date: | Time: | Received for lab by: (Signature) |

Samples returned via: ☐ UPS ☒ FedEx ☐ Courier ☐ _____

Temp: AMB °C Bottles Received:

Date: 2/13/16 Time: 0900

Hold #

Condition: a (lab use only) 6m4

COC Seal Intact: ____Y ____N ____NA

pH Checked: NCF:

ESC LAB SCIENCES
YOUR LAB OF CHOICE

# ANALYTICAL REPORT

February 22, 2016

myESC
REAL TIME DATA ACCESS

## Envirocon

| | |
|---|---|
| Sample Delivery Group: | L818408 |
| Samples Received: | 02/18/2016 |
| Project Number: | 1495001 |
| Description: | BBG RR23 Ft. McClellan |
| Site: | RANGE 23 |
| Report To: | Liz Milodragovich<br>7878 Wadsworth Blvd, Ste 340<br>Arvada, CO 80003 |

Entire Report Reviewed By: Daphne R Richards

Daphne Richards
Technical Service Representative



# TABLE OF CONTENTS

1 Cp
2 Tc
3 Ss
4 Cn
5 Sr
6 Qc
7 Gl
8 Al
9 Sc

## R23P079Q-POSTXCSSF17-SW2R2 L818408-01 Solid

Collected by: Elizabeth M. | Collected date/time: 02/17/16 14:26 | Received date/time: 02/18/16 09:00

| Method | Batch | Dilution | Preparation date/time | Analysis date/time | Analyst |
|---|---|---|---|---|---|
| Metals (ICP) by Method 6010B | WG850387 | 1 | 02/18/16 14:04 | 02/18/16 22:17 | ST |
| Total Solids by Method 2540 G-2011 | WG850383 | 1 | 02/18/16 13:31 | 02/18/16 13:42 | KDW |

## R23P079Q-POSTXCSSA1-SW4R L818408-02 Solid

Collected by: Elizabeth M. | Collected date/time: 02/17/16 14:36 | Received date/time: 02/18/16 09:00

| Method | Batch | Dilution | Preparation date/time | Analysis date/time | Analyst |
|---|---|---|---|---|---|
| Metals (ICP) by Method 6010B | WG850387 | 1 | 02/18/16 14:04 | 02/18/16 22:44 | ST |
| Total Solids by Method 2540 G-2011 | WG850383 | 1 | 02/18/16 13:31 | 02/18/16 13:42 | KDW |

## R23P079Q-POSTXCSSA3-SW1R L818408-03 Solid

Collected by: Elizabeth M. | Collected date/time: 02/17/16 14:35 | Received date/time: 02/18/16 09:00

| Method | Batch | Dilution | Preparation date/time | Analysis date/time | Analyst |
|---|---|---|---|---|---|
| Metals (ICP) by Method 6010B | WG850387 | 1 | 02/18/16 14:04 | 02/18/16 22:47 | ST |
| Total Solids by Method 2540 G-2011 | WG850383 | 1 | 02/18/16 13:31 | 02/18/16 13:42 | KDW |

## R23P079Q-POSTXCSSA3-SW6R L818408-04 Solid

Collected by: Elizabeth M. | Collected date/time: 02/17/16 14:40 | Received date/time: 02/18/16 09:00

| Method | Batch | Dilution | Preparation date/time | Analysis date/time | Analyst |
|---|---|---|---|---|---|
| Metals (ICP) by Method 6010B | WG850387 | 1 | 02/18/16 14:04 | 02/18/16 22:50 | ST |
| Total Solids by Method 2540 G-2011 | WG850383 | 1 | 02/18/16 13:31 | 02/18/16 13:42 | KDW |

## R23P079Q-POSTXCSSA8-SW1R L818408-05 Solid

Collected by: Elizabeth M. | Collected date/time: 02/17/16 14:45 | Received date/time: 02/18/16 09:00

| Method | Batch | Dilution | Preparation date/time | Analysis date/time | Analyst |
|---|---|---|---|---|---|
| Metals (ICP) by Method 6010B | WG850387 | 1 | 02/18/16 14:04 | 02/18/16 22:54 | ST |
| Total Solids by Method 2540 G-2011 | WG850383 | 1 | 02/18/16 13:31 | 02/18/16 13:42 | KDW |

## HR-84Q-DEP01-SP L818408-06 Waste

Collected by: Elizabeth M. | Collected date/time: 02/17/16 14:50 | Received date/time: 02/18/16 09:00

| Method | Batch | Dilution | Preparation date/time | Analysis date/time | Analyst |
|---|---|---|---|---|---|
| Mercury by Method 7470A | WG851131 | 1 | 02/22/16 10:31 | 02/22/16 14:12 | TRB |
| Metals (ICP) by Method 6010B | WG851051 | 1 | 02/21/16 18:37 | 02/22/16 09:49 | LTB |
| Preparation by Method 1311 | WG850923 | 1 | 02/20/16 11:16 | 02/20/16 11:17 | BG |

## HR-79Q-DEP04-SP L818408-07 Waste

Collected by: Elizabeth M. | Collected date/time: 02/17/16 14:55 | Received date/time: 02/18/16 09:00

| Method | Batch | Dilution | Preparation date/time | Analysis date/time | Analyst |
|---|---|---|---|---|---|
| Mercury by Method 7470A | WG851131 | 1 | 02/22/16 10:31 | 02/22/16 14:20 | TRB |
| Metals (ICP) by Method 6010B | WG851051 | 1 | 02/21/16 18:37 | 02/22/16 09:52 | LTB |
| Preparation by Method 1311 | WG850923 | 1 | 02/20/16 11:16 | 02/20/16 11:17 | BG |

## HR-79Q-SW/SD02-SP L818408-08 Waste

Collected by: Elizabeth M. | Collected date/time: 02/17/16 15:00 | Received date/time: 02/18/16 09:00

| Method | Batch | Dilution | Preparation date/time | Analysis date/time | Analyst |
|---|---|---|---|---|---|
| Mercury by Method 7470A | WG851131 | 1 | 02/22/16 10:31 | 02/22/16 14:27 | TRB |
| Metals (ICP) by Method 6010B | WG851051 | 1 | 02/21/16 18:37 | 02/22/16 09:55 | LTB |
| Preparation by Method 1311 | WG850923 | 1 | 02/20/16 11:16 | 02/20/16 11:17 | BG |

## R23P079Q-OESF17-SW2 L818408-09 Waste

Collected by: Elizabeth M. | Collected date/time: 02/17/16 15:05 | Received date/time: 02/18/16 09:00

| Method | Batch | Dilution | Preparation date/time | Analysis date/time | Analyst |
|---|---|---|---|---|---|
| Mercury by Method 7470A | WG851131 | 1 | 02/22/16 10:31 | 02/22/16 14:30 | TRB |
| Metals (ICP) by Method 6010B | WG851051 | 1 | 02/21/16 18:37 | 02/22/16 10:05 | LTB |
| Preparation by Method 1311 | WG850923 | 1 | 02/20/16 11:16 | 02/20/16 11:17 | BG |

## R23P079Q-OESE20-SW2 L818408-10 Waste

Collected by: Elizabeth M. | Collected date/time: 02/17/16 15:10 | Received date/time: 02/18/16 09:00

| Method | Batch | Dilution | Preparation date/time | Analysis date/time | Analyst |
|---|---|---|---|---|---|
| Mercury by Method 7470A | WG851131 | 1 | 02/22/16 10:31 | 02/22/16 14:32 | TRB |
| Metals (ICP) by Method 6010B | WG851051 | 1 | 02/21/16 18:37 | 02/22/16 10:08 | LTB |
| Preparation by Method 1311 | WG850923 | 1 | 02/20/16 11:16 | 02/20/16 11:17 | BG |

## R23P079Q-OESE20-SW4 L818408-11 Waste

Collected by: Elizabeth M. | Collected date/time: 02/17/16 15:15 | Received date/time: 02/18/16 09:00

| Method | Batch | Dilution | Preparation date/time | Analysis date/time | Analyst |
|---|---|---|---|---|---|
| Mercury by Method 7470A | WG851131 | 1 | 02/22/16 10:31 | 02/22/16 14:35 | TRB |
| Metals (ICP) by Method 6010B | WG851051 | 1 | 02/21/16 18:37 | 02/22/16 10:11 | LTB |
| Preparation by Method 1311 | WG850923 | 1 | 02/20/16 11:16 | 02/20/16 11:17 | BG |

## R23P079Q-OESA1-SW4 L818408-12 Waste

Collected by: Elizabeth M. | Collected date/time: 02/17/16 15:20 | Received date/time: 02/18/16 09:00

| Method | Batch | Dilution | Preparation date/time | Analysis date/time | Analyst |
|---|---|---|---|---|---|
| Mercury by Method 7470A | WG851131 | 1 | 02/22/16 10:31 | 02/22/16 14:38 | TRB |
| Metals (ICP) by Method 6010B | WG851051 | 1 | 02/21/16 18:37 | 02/22/16 10:14 | LTB |
| Preparation by Method 1311 | WG850923 | 1 | 02/20/16 11:16 | 02/20/16 11:17 | BG |

## R23P079Q-OESA3-SW1 L818408-13 Waste

Collected by: Elizabeth M. | Collected date/time: 02/17/16 15:25 | Received date/time: 02/18/16 09:00

| Method | Batch | Dilution | Preparation date/time | Analysis date/time | Analyst |
|---|---|---|---|---|---|
| Mercury by Method 7470A | WG851131 | 1 | 02/22/16 10:31 | 02/22/16 14:40 | TRB |
| Metals (ICP) by Method 6010B | WG851051 | 1 | 02/21/16 18:37 | 02/22/16 10:17 | LTB |
| Preparation by Method 1311 | WG850923 | 1 | 02/20/16 11:16 | 02/20/16 11:17 | BG |

## R23P079Q-OESA3-SW6 L818408-14 Waste

Collected by: Elizabeth M. | Collected date/time: 02/17/16 15:30 | Received date/time: 02/18/16 09:00

| Method | Batch | Dilution | Preparation date/time | Analysis date/time | Analyst |
|---|---|---|---|---|---|
| Mercury by Method 7470A | WG851131 | 1 | 02/22/16 10:31 | 02/22/16 14:43 | TRB |
| Metals (ICP) by Method 6010B | WG851051 | 1 | 02/21/16 18:37 | 02/22/16 09:37 | LTB |
| Preparation by Method 1311 | WG850923 | 1 | 02/20/16 11:16 | 02/20/16 11:17 | BG |

## R23P079Q-OESA8-SW1 L818408-15 Waste

Collected by: Elizabeth M. | Collected date/time: 02/17/16 15:35 | Received date/time: 02/18/16 09:00

| Method | Batch | Dilution | Preparation date/time | Analysis date/time | Analyst |
|---|---|---|---|---|---|
| Mercury by Method 7470A | WG851131 | 1 | 02/22/16 10:31 | 02/22/16 14:45 | TRB |
| Metals (ICP) by Method 6010B | WG851051 | 1 | 02/21/16 18:37 | 02/22/16 10:20 | LTB |
| Preparation by Method 1311 | WG850923 | 1 | 02/20/16 11:16 | 02/20/16 11:17 | BG |

## R23P079Q-OESB18-B/C L818408-16 Waste

Collected by: Elizabeth M. | Collected date/time: 02/17/16 15:40 | Received date/time: 02/18/16 09:00

| Method | Batch | Dilution | Preparation date/time | Analysis date/time | Analyst |
|---|---|---|---|---|---|
| Mercury by Method 7470A | WG851131 | 1 | 02/22/16 10:31 | 02/22/16 14:48 | TRB |
| Metals (ICP) by Method 6010B | WG851051 | 1 | 02/21/16 18:37 | 02/22/16 10:23 | LTB |
| Preparation by Method 1311 | WG850923 | 1 | 02/20/16 11:16 | 02/20/16 11:17 | BG |

## R23P079Q-OESB19-SW3 L818408-17 Waste

Collected by: Elizabeth M. | Collected date/time: 02/17/16 15:45 | Received date/time: 02/18/16 09:00

| Method | Batch | Dilution | Preparation date/time | Analysis date/time | Analyst |
|---|---|---|---|---|---|
| Mercury by Method 7470A | WG851131 | 1 | 02/22/16 10:31 | 02/22/16 14:51 | TRB |
| Metals (ICP) by Method 6010B | WG851051 | 1 | 02/21/16 18:37 | 02/22/16 10:27 | LTB |
| Preparation by Method 1311 | WG850923 | 1 | 02/20/16 11:16 | 02/20/16 11:17 | BG |

## R23P079Q-OESB21-SW2 L818408-18 Waste

Collected by: Elizabeth M. | Collected date/time: 02/17/16 15:50 | Received date/time: 02/18/16 09:00

| Method | Batch | Dilution | Preparation date/time | Analysis date/time | Analyst |
|---|---|---|---|---|---|
| Mercury by Method 7470A | WG851131 | 1 | 02/22/16 10:31 | 02/22/16 14:58 | TRB |
| Metals (ICP) by Method 6010B | WG851051 | 1 | 02/21/16 18:37 | 02/22/16 10:30 | LTB |
| Preparation by Method 1311 | WG850923 | 1 | 02/20/16 11:16 | 02/20/16 11:17 | BG |

## R23P079Q-RINSE10 L818408-19 WW

Collected by: Elizabeth M. | Collected date/time: 02/17/16 11:00 | Received date/time: 02/18/16 09:00

| Method | Batch | Dilution | Preparation date/time | Analysis date/time | Analyst |
|---|---|---|---|---|---|
| Metals (ICP) by Method 200.7 | WG850399 | 1 | 02/18/16 17:37 | 02/19/16 08:37 | CCE |

## R23P079Q-RINSE11 L818408-20 WW

Collected by: Elizabeth M. | Collected date/time: 02/17/16 13:30 | Received date/time: 02/18/16 09:00

| Method | Batch | Dilution | Preparation date/time | Analysis date/time | Analyst |
|---|---|---|---|---|---|
| Metals (ICP) by Method 200.7 | WG850399 | 1 | 02/18/16 17:37 | 02/19/16 08:40 | CCE |

1 Cp
2 Tc
3 Ss
4 Cn
5 Sr
6 Qc
7 Gl
8 Al
9 Sc

All sample aliquots were received at the correct temperature, in the proper containers, with the appropriate preservatives, and within method specified holding times. All MDL (LOD) and RDL (LOQ) values reported for environmental samples have been corrected for the dilution factor used in the analysis. All Method and Batch Quality Control are within established criteria except where addressed in this case narrative, a non-conformance form or properly qualified within the sample results. By my digital signature below, I affirm to the best of my knowledge, all problems/anomalies observed by the laboratory as having the potential to affect the quality of the data have been identified by the laboratory, and no information or data have been knowingly withheld that would affect the quality of the data.

Daphne R Richards

Daphne Richards
Technical Service Representative

## Total Solids by Method 2540 G-2011

| Analyte | Result % | Qualifier | Dilution | Analysis date / time | Batch |
|---|---|---|---|---|---|
| Total Solids | 87.1 | | 1 | 02/18/2016 13:42 | WG850383 |

## Metals (ICP) by Method 6010B

| Analyte | Result (dry) mg/kg | Qualifier | RDL (dry) mg/kg | Dilution | Analysis date / time | Batch |
|---|---|---|---|---|---|---|
| Antimony | ND | | 2.30 | 1 | 02/18/2016 22:17 | WG850387 |
| Lead | 8.29 | | 0.574 | 1 | 02/18/2016 22:17 | WG850387 |

## Total Solids by Method 2540 G-2011

| Analyte | Result % | Qualifier | Dilution | Analysis date / time | Batch |
|---|---|---|---|---|---|
| Total Solids | 82.8 | | 1 | 02/18/2016 13:42 | WG850383 |

## Metals (ICP) by Method 6010B

| Analyte | Result (dry) mg/kg | Qualifier | RDL (dry) mg/kg | Dilution | Analysis date / time | Batch |
|---|---|---|---|---|---|---|
| Antimony | ND | | 2.41 | 1 | 02/18/2016 22:44 | WG850387 |
| Lead | 24.9 | | 0.604 | 1 | 02/18/2016 22:44 | WG850387 |

## Total Solids by Method 2540 G-2011

| Analyte | Result % | Qualifier | Dilution | Analysis date / time | Batch |
|---|---|---|---|---|---|
| Total Solids | 83.0 | | 1 | 02/18/2016 13:42 | WG850383 |

## Metals (ICP) by Method 6010B

| Analyte | Result (dry) mg/kg | Qualifier | RDL (dry) mg/kg | Dilution | Analysis date / time | Batch |
|---|---|---|---|---|---|---|
| Antimony | ND | | 2.41 | 1 | 02/18/2016 22:47 | WG850387 |
| Lead | 22.6 | | 0.602 | 1 | 02/18/2016 22:47 | WG850387 |

## Total Solids by Method 2540 G-2011

| Analyte | Result % | Qualifier | Dilution | Analysis date / time | Batch |
|---|---|---|---|---|---|
| Total Solids | 89.4 | | 1 | 02/18/2016 13:42 | WG850383 |

## Metals (ICP) by Method 6010B

| Analyte | Result (dry) mg/kg | Qualifier | RDL (dry) mg/kg | Dilution | Analysis date / time | Batch |
|---|---|---|---|---|---|---|
| Antimony | ND | | 2.24 | 1 | 02/18/2016 22:50 | WG850387 |
| Lead | 4.80 | | 0.559 | 1 | 02/18/2016 22:50 | WG850387 |

## Total Solids by Method 2540 G-2011

| Analyte | Result % | Qualifier | Dilution | Analysis date / time | Batch |
|---|---|---|---|---|---|
| Total Solids | 87.2 | | 1 | 02/18/2016 13:42 | WG850383 |

## Metals (ICP) by Method 6010B

| Analyte | Result (dry) mg/kg | Qualifier | RDL (dry) mg/kg | Dilution | Analysis date / time | Batch |
|---|---|---|---|---|---|---|
| Antimony | ND | | 2.29 | 1 | 02/18/2016 22:54 | WG850387 |
| Lead | 11.7 | | 0.574 | 1 | 02/18/2016 22:54 | WG850387 |

## Preparation by Method 1311

| Analyte | Result | Qualifier | Prep date / time | Batch |
|---|---|---|---|---|
| TCLP Extraction | - | | 2/20/2016 11:16:41 AM | WG850923 |

## Mercury by Method 7470A

| Analyte | Result mg/l | Qualifier | RDL mg/l | Limit mg/l | Dilution | Analysis date / time | Batch |
|---|---|---|---|---|---|---|---|
| Mercury | ND | | 0.0100 | 0.20 | 1 | 02/22/2016 14:12 | WG851131 |

## Metals (ICP) by Method 6010B

| Analyte | Result mg/l | Qualifier | RDL mg/l | Limit mg/l | Dilution | Analysis date / time | Batch |
|---|---|---|---|---|---|---|---|
| Arsenic | ND | | 0.450 | 5 | 1 | 02/22/2016 09:49 | WG851051 |
| Barium | ND | | 1.35 | 100 | 1 | 02/22/2016 09:49 | WG851051 |
| Cadmium | ND | | 0.450 | 1 | 1 | 02/22/2016 09:49 | WG851051 |
| Chromium | ND | | 0.450 | 5 | 1 | 02/22/2016 09:49 | WG851051 |
| Lead | ND | | 0.450 | 5 | 1 | 02/22/2016 09:49 | WG851051 |
| Selenium | ND | | 0.450 | 1 | 1 | 02/22/2016 09:49 | WG851051 |
| Silver | ND | | 0.450 | 5 | 1 | 02/22/2016 09:49 | WG851051 |

## Preparation by Method 1311

| Analyte | Result | Qualifier | Prep date / time | Batch |
|---|---|---|---|---|
| TCLP Extraction | - | | 2/20/2016 11:16:41 AM | WG850923 |

## Mercury by Method 7470A

| Analyte | Result mg/l | Qualifier | RDL mg/l | Limit mg/l | Dilution | Analysis date / time | Batch |
|---|---|---|---|---|---|---|---|
| Mercury | ND | | 0.0100 | 0.20 | 1 | 02/22/2016 14:20 | WG851131 |

## Metals (ICP) by Method 6010B

| Analyte | Result mg/l | Qualifier | RDL mg/l | Limit mg/l | Dilution | Analysis date / time | Batch |
|---|---|---|---|---|---|---|---|
| Arsenic | ND | | 0.450 | 5 | 1 | 02/22/2016 09:52 | WG851051 |
| Barium | ND | | 1.35 | 100 | 1 | 02/22/2016 09:52 | WG851051 |
| Cadmium | ND | | 0.450 | 1 | 1 | 02/22/2016 09:52 | WG851051 |
| Chromium | ND | | 0.450 | 5 | 1 | 02/22/2016 09:52 | WG851051 |
| Lead | ND | | 0.450 | 5 | 1 | 02/22/2016 09:52 | WG851051 |
| Selenium | ND | | 0.450 | 1 | 1 | 02/22/2016 09:52 | WG851051 |
| Silver | ND | | 0.450 | 5 | 1 | 02/22/2016 09:52 | WG851051 |

## Preparation by Method 1311

| Analyte | Result | Qualifier | Prep date / time | Batch |
|---|---|---|---|---|
| TCLP Extraction | - | | 2/20/2016 11:16:41 AM | WG850923 |

## Mercury by Method 7470A

| Analyte | Result mg/l | Qualifier | RDL mg/l | Limit mg/l | Dilution | Analysis date / time | Batch |
|---|---|---|---|---|---|---|---|
| Mercury | ND | | 0.0100 | 0.20 | 1 | 02/22/2016 14:27 | WG851131 |

## Metals (ICP) by Method 6010B

| Analyte | Result mg/l | Qualifier | RDL mg/l | Limit mg/l | Dilution | Analysis date / time | Batch |
|---|---|---|---|---|---|---|---|
| Arsenic | ND | | 0.450 | 5 | 1 | 02/22/2016 09:55 | WG851051 |
| Barium | ND | | 1.35 | 100 | 1 | 02/22/2016 09:55 | WG851051 |
| Cadmium | ND | | 0.450 | 1 | 1 | 02/22/2016 09:55 | WG851051 |
| Chromium | ND | | 0.450 | 5 | 1 | 02/22/2016 09:55 | WG851051 |
| Lead | ND | | 0.450 | 5 | 1 | 02/22/2016 09:55 | WG851051 |
| Selenium | ND | | 0.450 | 1 | 1 | 02/22/2016 09:55 | WG851051 |
| Silver | ND | | 0.450 | 5 | 1 | 02/22/2016 09:55 | WG851051 |

## Preparation by Method 1311

| Analyte | Result | Qualifier | Prep date / time | Batch |
|---|---|---|---|---|
| TCLP Extraction | - | | 2/20/2016 11:16:41 AM | WG850923 |

## Mercury by Method 7470A

| Analyte | Result mg/l | Qualifier | RDL mg/l | Limit mg/l | Dilution | Analysis date / time | Batch |
|---|---|---|---|---|---|---|---|
| Mercury | ND | | 0.0100 | 0.20 | 1 | 02/22/2016 14:30 | WG851131 |

## Metals (ICP) by Method 6010B

| Analyte | Result mg/l | Qualifier | RDL mg/l | Limit mg/l | Dilution | Analysis date / time | Batch |
|---|---|---|---|---|---|---|---|
| Arsenic | ND | | 0.450 | 5 | 1 | 02/22/2016 10:05 | WG851051 |
| Barium | ND | | 1.35 | 100 | 1 | 02/22/2016 10:05 | WG851051 |
| Cadmium | ND | | 0.450 | 1 | 1 | 02/22/2016 10:05 | WG851051 |
| Chromium | ND | | 0.450 | 5 | 1 | 02/22/2016 10:05 | WG851051 |
| Lead | ND | | 0.450 | 5 | 1 | 02/22/2016 10:05 | WG851051 |
| Selenium | ND | | 0.450 | 1 | 1 | 02/22/2016 10:05 | WG851051 |
| Silver | ND | | 0.450 | 5 | 1 | 02/22/2016 10:05 | WG851051 |

## Preparation by Method 1311

| Analyte | Result | Qualifier | Prep date / time | Batch |
|---|---|---|---|---|
| TCLP Extraction | - | | 2/20/2016 11:16:41 AM | WG850923 |

## Mercury by Method 7470A

| Analyte | Result mg/l | Qualifier | RDL mg/l | Limit mg/l | Dilution | Analysis date / time | Batch |
|---|---|---|---|---|---|---|---|
| Mercury | ND | | 0.0100 | 0.20 | 1 | 02/22/2016 14:32 | WG851131 |

## Metals (ICP) by Method 6010B

| Analyte | Result mg/l | Qualifier | RDL mg/l | Limit mg/l | Dilution | Analysis date / time | Batch |
|---|---|---|---|---|---|---|---|
| Arsenic | ND | | 0.450 | 5 | 1 | 02/22/2016 10:08 | WG851051 |
| Barium | ND | | 1.35 | 100 | 1 | 02/22/2016 10:08 | WG851051 |
| Cadmium | ND | | 0.450 | 1 | 1 | 02/22/2016 10:08 | WG851051 |
| Chromium | ND | | 0.450 | 5 | 1 | 02/22/2016 10:08 | WG851051 |
| Lead | 0.824 | | 0.450 | 5 | 1 | 02/22/2016 10:08 | WG851051 |
| Selenium | ND | | 0.450 | 1 | 1 | 02/22/2016 10:08 | WG851051 |
| Silver | ND | | 0.450 | 5 | 1 | 02/22/2016 10:08 | WG851051 |

## Preparation by Method 1311

| Analyte | Result | Qualifier | Prep date / time | Batch |
|---|---|---|---|---|
| TCLP Extraction | - | | 2/20/2016 11:16:41 AM | WG850923 |

## Mercury by Method 7470A

| Analyte | Result mg/l | Qualifier | RDL mg/l | Limit mg/l | Dilution | Analysis date / time | Batch |
|---|---|---|---|---|---|---|---|
| Mercury | ND | | 0.0100 | 0.20 | 1 | 02/22/2016 14:35 | WG851131 |

## Metals (ICP) by Method 6010B

| Analyte | Result mg/l | Qualifier | RDL mg/l | Limit mg/l | Dilution | Analysis date / time | Batch |
|---|---|---|---|---|---|---|---|
| Arsenic | ND | | 0.450 | 5 | 1 | 02/22/2016 10:11 | WG851051 |
| Barium | ND | | 1.35 | 100 | 1 | 02/22/2016 10:11 | WG851051 |
| Cadmium | ND | | 0.450 | 1 | 1 | 02/22/2016 10:11 | WG851051 |
| Chromium | ND | | 0.450 | 5 | 1 | 02/22/2016 10:11 | WG851051 |
| Lead | ND | | 0.450 | 5 | 1 | 02/22/2016 10:11 | WG851051 |
| Selenium | ND | | 0.450 | 1 | 1 | 02/22/2016 10:11 | WG851051 |
| Silver | ND | | 0.450 | 5 | 1 | 02/22/2016 10:11 | WG851051 |

## Preparation by Method 1311

| Analyte | Result | Qualifier | Prep date / time | Batch |
|---|---|---|---|---|
| TCLP Extraction | - | | 2/20/2016 11:16:41 AM | WG850923 |

## Mercury by Method 7470A

| Analyte | Result mg/l | Qualifier | RDL mg/l | Limit mg/l | Dilution | Analysis date / time | Batch |
|---|---|---|---|---|---|---|---|
| Mercury | ND | | 0.0100 | 0.20 | 1 | 02/22/2016 14:38 | WG851131 |

## Metals (ICP) by Method 6010B

| Analyte | Result mg/l | Qualifier | RDL mg/l | Limit mg/l | Dilution | Analysis date / time | Batch |
|---|---|---|---|---|---|---|---|
| Arsenic | ND | | 0.450 | 5 | 1 | 02/22/2016 10:14 | WG851051 |
| Barium | ND | | 1.35 | 100 | 1 | 02/22/2016 10:14 | WG851051 |
| Cadmium | ND | | 0.450 | 1 | 1 | 02/22/2016 10:14 | WG851051 |
| Chromium | ND | | 0.450 | 5 | 1 | 02/22/2016 10:14 | WG851051 |
| Lead | 0.889 | | 0.450 | 5 | 1 | 02/22/2016 10:14 | WG851051 |
| Selenium | ND | | 0.450 | 1 | 1 | 02/22/2016 10:14 | WG851051 |
| Silver | ND | | 0.450 | 5 | 1 | 02/22/2016 10:14 | WG851051 |

## Preparation by Method 1311

| Analyte | Result | Qualifier | Prep date / time | Batch |
|---|---|---|---|---|
| TCLP Extraction | - | | 2/20/2016 11:16:41 AM | WG850923 |

## Mercury by Method 7470A

| Analyte | Result mg/l | Qualifier | RDL mg/l | Limit mg/l | Dilution | Analysis date / time | Batch |
|---|---|---|---|---|---|---|---|
| Mercury | ND | | 0.0100 | 0.20 | 1 | 02/22/2016 14:40 | WG851131 |

## Metals (ICP) by Method 6010B

| Analyte | Result mg/l | Qualifier | RDL mg/l | Limit mg/l | Dilution | Analysis date / time | Batch |
|---|---|---|---|---|---|---|---|
| Arsenic | ND | | 0.450 | 5 | 1 | 02/22/2016 10:17 | WG851051 |
| Barium | ND | | 1.35 | 100 | 1 | 02/22/2016 10:17 | WG851051 |
| Cadmium | ND | | 0.450 | 1 | 1 | 02/22/2016 10:17 | WG851051 |
| Chromium | ND | | 0.450 | 5 | 1 | 02/22/2016 10:17 | WG851051 |
| Lead | ND | | 0.450 | 5 | 1 | 02/22/2016 10:17 | WG851051 |
| Selenium | ND | | 0.450 | 1 | 1 | 02/22/2016 10:17 | WG851051 |
| Silver | ND | | 0.450 | 5 | 1 | 02/22/2016 10:17 | WG851051 |

## Preparation by Method 1311

| Analyte | Result | Qualifier | Prep date / time | Batch |
|---|---|---|---|---|
| TCLP Extraction | - | | 2/20/2016 11:16:41 AM | WG850923 |

## Mercury by Method 7470A

| Analyte | Result mg/l | Qualifier | RDL mg/l | Limit mg/l | Dilution | Analysis date / time | Batch |
|---|---|---|---|---|---|---|---|
| Mercury | ND | | 0.0100 | 0.20 | 1 | 02/22/2016 14:43 | WG851131 |

## Metals (ICP) by Method 6010B

| Analyte | Result mg/l | Qualifier | RDL mg/l | Limit mg/l | Dilution | Analysis date / time | Batch |
|---|---|---|---|---|---|---|---|
| Arsenic | ND | | 0.450 | 5 | 1 | 02/22/2016 09:37 | WG851051 |
| Barium | ND | | 1.35 | 100 | 1 | 02/22/2016 09:37 | WG851051 |
| Cadmium | ND | | 0.450 | 1 | 1 | 02/22/2016 09:37 | WG851051 |
| Chromium | ND | | 0.450 | 5 | 1 | 02/22/2016 09:37 | WG851051 |
| Lead | 11.6 | | 0.450 | 5 | 1 | 02/22/2016 09:37 | WG851051 |
| Selenium | ND | | 0.450 | 1 | 1 | 02/22/2016 09:37 | WG851051 |
| Silver | ND | | 0.450 | 5 | 1 | 02/22/2016 09:37 | WG851051 |

## Preparation by Method 1311

| Analyte | Result | Qualifier | Prep date / time | Batch |
|---|---|---|---|---|
| TCLP Extraction | - | | 2/20/2016 11:16:41 AM | WG850923 |

## Mercury by Method 7470A

| Analyte | Result mg/l | Qualifier | RDL mg/l | Limit mg/l | Dilution | Analysis date / time | Batch |
|---|---|---|---|---|---|---|---|
| Mercury | ND | | 0.0100 | 0.20 | 1 | 02/22/2016 14:45 | WG851131 |

## Metals (ICP) by Method 6010B

| Analyte | Result mg/l | Qualifier | RDL mg/l | Limit mg/l | Dilution | Analysis date / time | Batch |
|---|---|---|---|---|---|---|---|
| Arsenic | ND | | 0.450 | 5 | 1 | 02/22/2016 10:20 | WG851051 |
| Barium | ND | | 1.35 | 100 | 1 | 02/22/2016 10:20 | WG851051 |
| Cadmium | ND | | 0.450 | 1 | 1 | 02/22/2016 10:20 | WG851051 |
| Chromium | ND | | 0.450 | 5 | 1 | 02/22/2016 10:20 | WG851051 |
| Lead | ND | | 0.450 | 5 | 1 | 02/22/2016 10:20 | WG851051 |
| Selenium | ND | | 0.450 | 1 | 1 | 02/22/2016 10:20 | WG851051 |
| Silver | ND | | 0.450 | 5 | 1 | 02/22/2016 10:20 | WG851051 |

## Preparation by Method 1311

| Analyte | Result | Qualifier | Prep date / time | Batch |
|---|---|---|---|---|
| TCLP Extraction | - | | 2/20/2016 11:16:41 AM | WG850923 |

## Mercury by Method 7470A

| Analyte | Result mg/l | Qualifier | RDL mg/l | Limit mg/l | Dilution | Analysis date / time | Batch |
|---|---|---|---|---|---|---|---|
| Mercury | ND | | 0.0100 | 0.20 | 1 | 02/22/2016 14:48 | WG851131 |

## Metals (ICP) by Method 6010B

| Analyte | Result mg/l | Qualifier | RDL mg/l | Limit mg/l | Dilution | Analysis date / time | Batch |
|---|---|---|---|---|---|---|---|
| Arsenic | ND | | 0.450 | 5 | 1 | 02/22/2016 10:23 | WG851051 |
| Barium | ND | | 1.35 | 100 | 1 | 02/22/2016 10:23 | WG851051 |
| Cadmium | ND | | 0.450 | 1 | 1 | 02/22/2016 10:23 | WG851051 |
| Chromium | ND | | 0.450 | 5 | 1 | 02/22/2016 10:23 | WG851051 |
| Lead | ND | | 0.450 | 5 | 1 | 02/22/2016 10:23 | WG851051 |
| Selenium | ND | | 0.450 | 1 | 1 | 02/22/2016 10:23 | WG851051 |
| Silver | ND | | 0.450 | 5 | 1 | 02/22/2016 10:23 | WG851051 |

## Preparation by Method 1311

| Analyte | Result | Qualifier | Prep date / time | Batch |
|---|---|---|---|---|
| TCLP Extraction | - | | 2/20/2016 11:16:41 AM | WG850923 |

## Mercury by Method 7470A

| Analyte | Result mg/l | Qualifier | RDL mg/l | Limit mg/l | Dilution | Analysis date / time | Batch |
|---|---|---|---|---|---|---|---|
| Mercury | ND | | 0.0100 | 0.20 | 1 | 02/22/2016 14:51 | WG851131 |

## Metals (ICP) by Method 6010B

| Analyte | Result mg/l | Qualifier | RDL mg/l | Limit mg/l | Dilution | Analysis date / time | Batch |
|---|---|---|---|---|---|---|---|
| Arsenic | ND | | 0.450 | 5 | 1 | 02/22/2016 10:27 | WG851051 |
| Barium | ND | | 1.35 | 100 | 1 | 02/22/2016 10:27 | WG851051 |
| Cadmium | ND | | 0.450 | 1 | 1 | 02/22/2016 10:27 | WG851051 |
| Chromium | ND | | 0.450 | 5 | 1 | 02/22/2016 10:27 | WG851051 |
| Lead | ND | | 0.450 | 5 | 1 | 02/22/2016 10:27 | WG851051 |
| Selenium | ND | | 0.450 | 1 | 1 | 02/22/2016 10:27 | WG851051 |
| Silver | ND | | 0.450 | 5 | 1 | 02/22/2016 10:27 | WG851051 |

## Preparation by Method 1311

| Analyte | Result | Qualifier | Prep date / time | Batch |
|---|---|---|---|---|
| TCLP Extraction | - | | 2/20/2016 11:16:41 AM | WG850923 |

## Mercury by Method 7470A

| Analyte | Result mg/l | Qualifier | RDL mg/l | Limit mg/l | Dilution | Analysis date / time | Batch |
|---|---|---|---|---|---|---|---|
| Mercury | ND | | 0.0100 | 0.20 | 1 | 02/22/2016 14:58 | WG851131 |

## Metals (ICP) by Method 6010B

| Analyte | Result mg/l | Qualifier | RDL mg/l | Limit mg/l | Dilution | Analysis date / time | Batch |
|---|---|---|---|---|---|---|---|
| Arsenic | ND | | 0.450 | 5 | 1 | 02/22/2016 10:30 | WG851051 |
| Barium | ND | | 1.35 | 100 | 1 | 02/22/2016 10:30 | WG851051 |
| Cadmium | ND | | 0.450 | 1 | 1 | 02/22/2016 10:30 | WG851051 |
| Chromium | ND | | 0.450 | 5 | 1 | 02/22/2016 10:30 | WG851051 |
| Lead | 0.807 | | 0.450 | 5 | 1 | 02/22/2016 10:30 | WG851051 |
| Selenium | ND | | 0.450 | 1 | 1 | 02/22/2016 10:30 | WG851051 |
| Silver | ND | | 0.450 | 5 | 1 | 02/22/2016 10:30 | WG851051 |

## Metals (ICP) by Method 200.7

| Analyte | Result mg/l | Qualifier | RDL mg/l | Dilution | Analysis date / time | Batch |
|---|---|---|---|---|---|---|
| Antimony | ND | | 0.0100 | 1 | 02/19/2016 08:37 | WG850399 |
| Lead | ND | | 0.00500 | 1 | 02/19/2016 08:37 | WG850399 |

## Metals (ICP) by Method 200.7

| Analyte | Result mg/l | Qualifier | RDL mg/l | Dilution | Analysis date / time | Batch |
|---|---|---|---|---|---|---|
| Antimony | ND | | 0.0100 | 1 | 02/19/2016 08:40 | WG850399 |
| Lead | ND | | 0.00500 | 1 | 02/19/2016 08:40 | WG850399 |

## Method Blank (MB)

(MB) 02/18/16 13:42

| Analyte | MB Result % | MB Qualifier | MB RDL % |
|---|---|---|---|
| Total Solids | 0.000300 | | |

## L818408-01 Original Sample (OS) • Duplicate (DUP)

(OS) 02/18/16 13:42 • (DUP) 02/18/16 13:42

| Analyte | Original Result % | DUP Result % | Dilution | DUP RPD % | DUP Qualifier | DUP RPD Limits % |
|---|---|---|---|---|---|---|
| Total Solids | 87.1 | 88.3 | 1 | 1.32 | | 5 |

## Laboratory Control Sample (LCS)

(LCS) 02/18/16 13:42

| Analyte | Spike Amount % | LCS Result % | LCS Rec. % | Rec. Limits % | LCS Qualifier |
|---|---|---|---|---|---|
| Total Solids | 50.0 | 50.0 | 100 | 85.0-115 | |

## Method Blank (MB)

(MB) 02/22/16 14:04

| Analyte | MB Result mg/l | MB Qualifier | MB RDL mg/l |
|---|---|---|---|
| Mercury | ND | | 0.0100 |

## Laboratory Control Sample (LCS) • Laboratory Control Sample Duplicate (LCSD)

(LCS) 02/22/16 14:07 • (LCSD) 02/22/16 14:09

| Analyte | Spike Amount mg/l | LCS Result mg/l | LCSD Result mg/l | LCS Rec. % | LCSD Rec. % | Rec. Limits % | LCS Qualifier | LCSD Qualifier | RPD % | RPD Limits % |
|---|---|---|---|---|---|---|---|---|---|---|
| Mercury | 0.0300 | 0.0338 | 0.0330 | 113 | 110 | 80-120 | | | 2 | 20 |

## L818408-06 Original Sample (OS) • Matrix Spike (MS) • Matrix Spike Duplicate (MSD)

(OS) 02/22/16 14:12 • (MS) 02/22/16 14:14 • (MSD) 02/22/16 14:17

| Analyte | Spike Amount mg/l | Original Result mg/l | MS Result mg/l | MSD Result mg/l | MS Rec. % | MSD Rec. % | Dilution | Rec. Limits % | MS Qualifier | MSD Qualifier | RPD % | RPD Limits % |
|---|---|---|---|---|---|---|---|---|---|---|---|---|
| Mercury | 0.0300 | ND | 0.0331 | 0.0334 | 110 | 111 | 1 | 75-125 | | | 1 | 20 |

## Method Blank (MB)

(MB) 02/19/16 07:39

| Analyte | MB Result mg/l | MB Qualifier | MB RDL mg/l |
|---|---|---|---|
| Antimony | ND | | 0.0100 |
| Lead | ND | | 0.00500 |

## Laboratory Control Sample (LCS) • Laboratory Control Sample Duplicate (LCSD)

(LCS) 02/19/16 07:42 • (LCSD) 02/19/16 07:45

| Analyte | Spike Amount mg/l | LCS Result mg/l | LCSD Result mg/l | LCS Rec. % | LCSD Rec. % | Rec. Limits % | LCS Qualifier | LCSD Qualifier | RPD % | RPD Limits % |
|---|---|---|---|---|---|---|---|---|---|---|
| Antimony | 1.00 | 1.09 | 1.09 | 109 | 109 | 85-115 | | | 0 | 20 |
| Lead | 1.00 | 1.08 | 1.08 | 108 | 108 | 85-115 | | | 1 | 20 |

## L818375-01 Original Sample (OS) • Matrix Spike (MS) • Matrix Spike Duplicate (MSD)

(OS) 02/19/16 07:48 • (MS) 02/19/16 07:54 • (MSD) 02/19/16 07:57

| Analyte | Spike Amount mg/l | Original Result mg/l | MS Result mg/l | MSD Result mg/l | MS Rec. % | MSD Rec. % | Dilution | Rec. Limits % | MS Qualifier | MSD Qualifier | RPD % | RPD Limits % |
|---|---|---|---|---|---|---|---|---|---|---|---|---|
| Antimony | 1.00 | ND | 1.13 | 1.11 | 113 | 111 | 1 | 75-125 | | | 1 | 20 |
| Lead | 1.00 | 0.0139 | 1.12 | 1.11 | 110 | 110 | 1 | 75-125 | | | 1 | 20 |

## L818408-20 Original Sample (OS) • Matrix Spike (MS) • Matrix Spike Duplicate (MSD)

(OS) 02/19/16 08:40 • (MS) 02/19/16 08:43 • (MSD) 02/19/16 08:52

| Analyte | Spike Amount mg/l | Original Result mg/l | MS Result mg/l | MSD Result mg/l | MS Rec. % | MSD Rec. % | Dilution | Rec. Limits % | MS Qualifier | MSD Qualifier | RPD % | RPD Limits % |
|---|---|---|---|---|---|---|---|---|---|---|---|---|
| Antimony | 1.00 | 0.000325 | 1.13 | 1.15 | 113 | 115 | 1 | 75-125 | | | 1 | 20 |
| Lead | 1.00 | 0.00146 | 1.11 | 1.11 | 111 | 111 | 1 | 75-125 | | | 0 | 20 |

# QUALITY CONTROL SUMMARY

L818408-01,02,03,04,05



## Method Blank (MB)

(MB) 02/18/16 22:08

| Analyte | MB Result mg/kg | MB Qualifier | MB RDL mg/kg |
|---|---|---|---|
| Antimony | ND | | 2.00 |
| Lead | ND | | 0.500 |

## Laboratory Control Sample (LCS) • Laboratory Control Sample Duplicate (LCSD)

(LCS) 02/18/16 22:11 • (LCSD) 02/18/16 22:14

| Analyte | Spike Amount mg/kg | LCS Result mg/kg | LCSD Result mg/kg | LCS Rec. % | LCSD Rec. % | Rec. Limits % | LCS Qualifier | LCSD Qualifier | RPD % | RPD Limits % |
|---|---|---|---|---|---|---|---|---|---|---|
| Antimony | 100 | 94.7 | 97.7 | 95 | 98 | 80-120 | | | 3 | 20 |
| Lead | 100 | 97.4 | 101 | 97 | 101 | 80-120 | | | 4 | 20 |

## L818408-01 Original Sample (OS) • Matrix Spike (MS) • Matrix Spike Duplicate (MSD)

(OS) 02/18/16 22:17 • (MS) 02/18/16 22:26 • (MSD) 02/18/16 22:29

| Analyte | Spike Amount mg/kg | Original Result mg/kg | MS Result mg/kg | MSD Result mg/kg | MS Rec. % | MSD Rec. % | Dilution | Rec. Limits % | MS Qualifier | MSD Qualifier | RPD % | RPD Limits % |
|---|---|---|---|---|---|---|---|---|---|---|---|---|
| Antimony | 100 | ND | 85.1 | 86.6 | 85 | 87 | 1 | 75-125 | | | 2 | 20 |
| Lead | 100 | 7.22 | 109 | 110 | 102 | 103 | 1 | 75-125 | | | 1 | 20 |

## Method Blank (MB)

(MB) 02/22/16 09:28

| Analyte | MB Result mg/l | MB Qualifier | MB RDL mg/l |
|---|---|---|---|
| Arsenic | ND | | 0.450 |
| Barium | ND | | 1.35 |
| Cadmium | ND | | 0.450 |
| Chromium | ND | | 0.450 |
| Lead | ND | | 0.450 |
| Selenium | ND | | 0.450 |
| Silver | ND | | 0.450 |

## Laboratory Control Sample (LCS) • Laboratory Control Sample Duplicate (LCSD)

(LCS) 02/22/16 09:31 • (LCSD) 02/22/16 09:34

| Analyte | Spike Amount mg/l | LCS Result mg/l | LCSD Result mg/l | LCS Rec. % | LCSD Rec. % | Rec. Limits % | LCS Qualifier | LCSD Qualifier | RPD % | RPD Limits % |
|---|---|---|---|---|---|---|---|---|---|---|
| Arsenic | 10.0 | 9.32 | 9.36 | 93 | 94 | 80-120 | | | 0 | 20 |
| Barium | 10.0 | 9.30 | 9.30 | 93 | 93 | 80-120 | | | 0 | 20 |
| Cadmium | 10.0 | 9.36 | 9.34 | 94 | 93 | 80-120 | | | 0 | 20 |
| Chromium | 10.0 | 9.42 | 9.43 | 94 | 94 | 80-120 | | | 0 | 20 |
| Lead | 10.0 | 9.30 | 9.30 | 93 | 93 | 80-120 | | | 0 | 20 |
| Selenium | 10.0 | 9.36 | 9.47 | 94 | 95 | 80-120 | | | 1 | 20 |
| Silver | 10.0 | 9.07 | 9.10 | 91 | 91 | 80-120 | | | 0 | 20 |

## L818408-14 Original Sample (OS) • Matrix Spike (MS) • Matrix Spike Duplicate (MSD)

(OS) 02/22/16 09:37 • (MS) 02/22/16 09:43 • (MSD) 02/22/16 09:46

| Analyte | Spike Amount mg/l | Original Result mg/l | MS Result mg/l | MSD Result mg/l | MS Rec. % | MSD Rec. % | Dilution | Rec. Limits % | MS Qualifier | MSD Qualifier | RPD % | RPD Limits % |
|---|---|---|---|---|---|---|---|---|---|---|---|---|
| Arsenic | 10.0 | 0.0279 | 9.66 | 9.72 | 96 | 97 | 1 | 75-125 | | | 1 | 20 |
| Barium | 10.0 | 0.940 | 10.0 | 10.1 | 91 | 92 | 1 | 75-125 | | | 1 | 20 |
| Cadmium | 10.0 | ND | 9.52 | 9.60 | 95 | 96 | 1 | 75-125 | | | 1 | 20 |
| Chromium | 10.0 | 0.00445 | 9.31 | 9.34 | 93 | 93 | 1 | 75-125 | | | 0 | 20 |
| Lead | 10.0 | 11.6 | 20.5 | 21.2 | 89 | 96 | 1 | 75-125 | | | 3 | 20 |
| Selenium | 10.0 | 0.0362 | 9.83 | 9.88 | 98 | 98 | 1 | 75-125 | | | 0 | 20 |
| Silver | 10.0 | ND | 8.99 | 9.01 | 90 | 90 | 1 | 75-125 | | | 0 | 20 |

## Abbreviations and Definitions

| | |
|---|---|
| SDG | Sample Delivery Group. |
| MDL | Method Detection Limit. |
| RDL | Reported Detection Limit. |
| ND,U | Not detected at the Reporting Limit (or MDL where applicable). |
| RPD | Relative Percent Difference. |
| (dry) | Results are reported based on the dry weight of the sample. [this will only be present on a dry report basis for soils]. |
| Original Sample | The non-spiked sample in the prep batch used to determine the Relative Percent Difference (RPD) from a quality control sample. The Original Sample may not be included within the reported SDG. |
| (S) | Surrogate (Surrogate Standard) - Analytes added to every blank, sample, Laboratory Control Sample/Duplicate and Matrix Spike/Duplicate; used to evaluate analytical efficiency by measuring recovery. Surrogates are not expected to be detected in all environmental media. |
| Rec. | Recovery. |
| SDL | Sample Detection Limit. |
| MQL | Method Quantitation Limit. |
| Unadj. MQL | Unadjusted Method Quantitation Limit. |

| Qualifier | Description |
|---|---|
| | The remainder of this page intentionally left blank, there are no qualifiers applied to this SDG. |

# ACCREDITATIONS & LOCATIONS

ONE LAB. NATIONWIDE.

ESC Lab Sciences is the only environmental laboratory accredited/certified to support your work nationwide from one location. One phone call, one point of contact, one laboratory. No other lab is as accessible or prepared to handle your needs throughout the country. Our capacity and capability from our single location laboratory is comparable to the collective totals of the network laboratories in our industry. The most significant benefit to our "one location" design is the design of our laboratory campus. The model is conducive to accelerated productivity, decreasing turn-around time, and preventing cross contamination, thus protecting sample integrity. Our focus on premium quality and prompt service allows us to be **YOUR LAB OF CHOICE.**

***** Not all certifications held by the laboratory are applicable to the results reported in the attached report.



## State Accreditations

| | |
|---|---|
| Alabama | 40660 |
| Alaska | UST-080 |
| Arizona | AZ0612 |
| Arkansas | 88-0469 |
| California | 01157CA |
| Colorado | TN00003 |
| Conneticut | PH-0197 |
| Florida | E87487 |
| Georgia | NELAP |
| Georgia [1] | 923 |
| Idaho | TN00003 |
| Illinois | 200008 |
| Indiana | C-TN-01 |
| Iowa | 364 |
| Kansas | E-10277 |
| Kentucky [1] | 90010 |
| Kentucky [2] | 16 |
| Louisiana | AI30792 |
| Maine | TN0002 |
| Maryland | 324 |
| Massachusetts | M-TN003 |
| Michigan | 9958 |
| Minnesota | 047-999-395 |
| Mississippi | TN00003 |
| Missouri | 340 |
| Montana | CERT0086 |
| Nebraska | NE-OS-15-05 |
| Nevada | TN-03-2002-34 |
| New Hampshire | 2975 |
| New Jersey–NELAP | TN002 |
| New Mexico | TN00003 |
| New York | 11742 |
| North Carolina | Env375 |
| North Carolina [1] | DW21704 |
| North Carolina [2] | 41 |
| North Dakota | R-140 |
| Ohio–VAP | CL0069 |
| Oklahoma | 9915 |
| Oregon | TN200002 |
| Pennsylvania | 68-02979 |
| Rhode Island | 221 |
| South Carolina | 84004 |
| South Dakota | n/a |
| Tennessee [1 4] | 2006 |
| Texas | T 104704245-07-TX |
| Texas [5] | LAB0152 |
| Utah | 6157585858 |
| Vermont | VT2006 |
| Virginia | 109 |
| Washington | C1915 |
| West Virginia | 233 |
| Wisconsin | 9980939910 |
| Wyoming | A2LA |

## Third Party & Federal Accreditations

| | |
|---|---|
| A2LA – ISO 17025 | 1461.01 |
| A2LA – ISO 17025 [5] | 1461.02 |
| Canada | 1461.01 |
| EPA–Crypto | TN00003 |
| AIHA | 100789 |
| DOD | 1461.01 |
| USDA | S-67674 |

[1] Drinking Water [2] Underground Storage Tanks [3] Aquatic Toxicity [4] Chemical/Microbiological [5] Mold [n/a] Accreditation not applicable

## Our Locations

ESC Lab Sciences has sixty-four client support centers that provide sample pickup and/or the delivery of sampling supplies. If you would like assistance from one of our support offices, please contact our main office. **ESC Lab Sciences performs all testing at our central laboratory.**

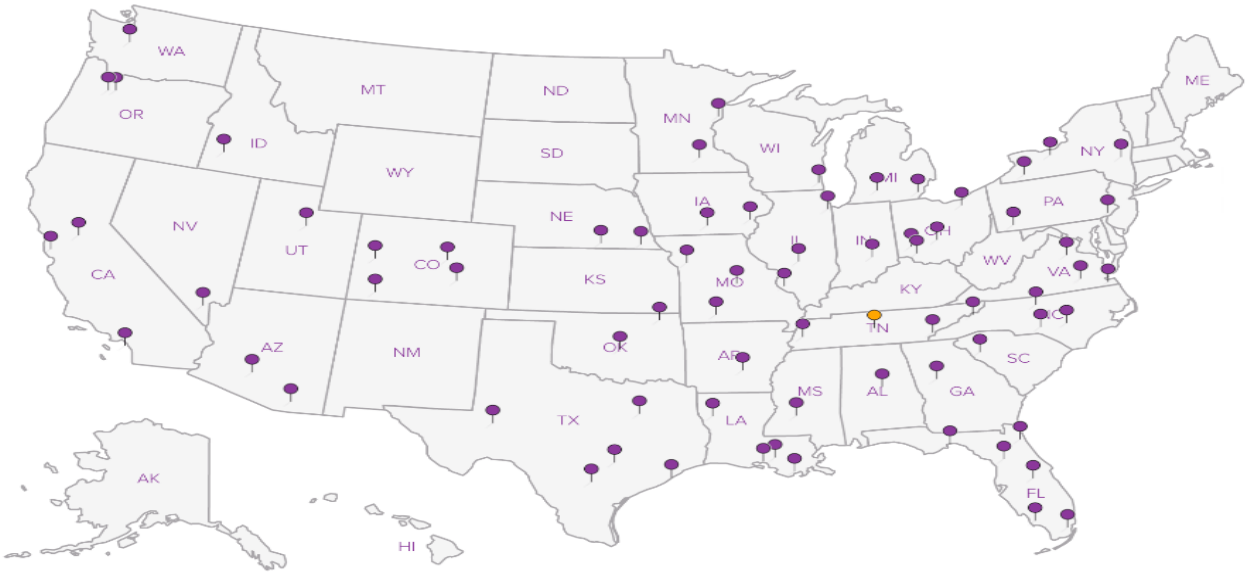

Chain of Custody Page 1 of 2

ESC LABS SCIENCES
YOUR LAB OF CHOICE
12065 Lebanon Rd
Mount Juliet, TN 37122
Phone: 615-758-5858
Phone: 800-767-5859
Fax: 615-758-5859

L# L818408
L223

Acctnum: ENVIRONGCO
Template:
Prelogin:
TSR: 288 - Daphne Richards
PB:
Shipped Via:

**Envirocon**
101 International Dr
~~651 Corporate Circle Ste 114~~
~~Golden, CO 80020~~
Missoula, MT 59808

Billing Information:
~~Gene McNutt~~
~~651 Corporate Circle Ste 114~~
~~Golden, CO 80020~~

Report to: Elizabeth Miladragovich
Email To: lmiladragovich@envirocon.com

Project Description: BBGRR23 Ft. McClellan
City/State Collected: Anniston, AL

Phone: ~~303-215-0187~~
Fax: 406 565 7576
Client Project # 1495001
Lab Project #

Collected by (print): Elizabeth Miladragovich
Site/Facility ID # Range 23
P.O. # ENVIRONGCO-1210145

Collected by (signature):
Immediately Packed on Ice N X Y ___

Rush? (Lab MUST Be Notified)
___ Same Day ....200%
X Next Day ....100%
___ Two Day ....50%
___ Three Day ....25%

Date Results Needed
Email? ___No X Yes
FAX? ___No ___Yes

Analysis / Container / Preservative: SW 8260 (Method 1311 RCRA 8); 6010B-Pb, Sb

| Sample ID | Comp/Grab | Matrix * | Depth | Date | Time | No. of Cntrs | SW 8260 | 6010B-Pb, Sb | Rem./Contaminant | Sample # (lab only) |
|---|---|---|---|---|---|---|---|---|---|---|
| R23P079Q-POSTXCSSF17-SW2R2 | Grab | SS | | 2/17/16 | 14:26 | 1 | X | | | -01 |
| R23P079Q-POSTXCSSA1-SW1R | | | | | 14:30 | 1 | X | | | -02 |
| R23P079Q-POSTXCSSA3-SW1R | | | | | 14:35 | 1 | X | | | -03 |
| R23P079Q-POSTXCSSA3-SW6R | | | | | 14:40 | 1 | X | | | -04 |
| R23P079Q-POSTXCSSA8-SW1R | | | | | 14:45 | 1 | X | | | -05 |
| HR-84Q-DEP01-SP | Comp | | | | 14:50 | 1 | | X | | -06 |
| HR-79Q-DEP04-SP | | | | | 14:55 | 1 | | X | | -07 |
| HR-79Q-SW/SD02-SP | | | | | 15:00 | 1 | | X | | -08 |
| R23P079Q-OESF17-SW2 | | | | | 15:05 | 1 | | X | | -09 |
| R23P079Q-OESE20-SW2 | | | | | 15:10 | 1 | | X | | -10 |

* Matrix: SS - Soil GW - Groundwater WW - WasteWater DW - Drinking Water OT - Other_____

Remarks:

pH _____ Temp _____
Flow _____ Other _____

Hold #

| Relinquished by : (Signature) | Date: | Time: | Received by: (Signature) |
|---|---|---|---|
| | 2/17/16 | 16:00 | |
| Relinquished by : (Signature) | Date: | Time: | Received by: (Signature) |
| | | | 6573 5223 5160 |
| Relinquished by : (Signature) | Date: | Time: | Received for lab by: (Signature) |
| | | | |

Samples returned via: ☐ UPS ☒ FedEx ☐ Courier ☐ ____

Temp: 2.6 °C Bottles Received: 20

Date: 2-18-16 Time: 0900

Condition: (lab use only) OBIO

COC Seal Intact: ___Y ___N ___NA

pH Checked: NCF:

Chain of Custody Page 2 of 2

ESC LAB SCIENCES
YOUR LAB OF CHOICE
12065 Lebanon Rd
Mount Juliet, TN 37122
Phone: 615-758-5858
Phone: 800-767-5859
Fax: 615-758-5859

L# L818408
Table #
Acctnum: ENVIRONGCO
Template:
Prelogin:
TSR: 288 - Daphne Richards
PB:
Shipped Via:

**Envirocon**
101 International Dr
~~651 Corporate Circle Ste 114~~
~~Golden, CO 80020~~
Missoula, MT 59808

Billing Information:
~~Gene McNutt~~
~~651 Corporate Circle Ste 114~~
~~Golden, CO 80020~~

Report to: Elizabeth Miladragovich
Email To: lmiladragovich@envirocon.com
Project Description: BBGRR23 Ft. McClellan
City/State Collected: Anniston, AL
Phone: ~~303-215-0187~~
Fax: 4065657576
Client Project # 1495001
Lab Project #
Collected by (print): Elizabeth Miladragovich
Site/Facility ID # Range 23
P.O. # ENVIRONGCO-1210145
Collected by (signature):
Immediately Packed on Ice N X Y ___
Rush? (Lab MUST Be Notified)
___ Same Day ....200%
X Next Day ....100%
___ Two Day ....50%
___ Three Day ....25%
Date Results Needed
Email? ___No X Yes
FAX? ___No ___Yes

Analysis / Container / Preservative: SW 846 Method 1311 RCRA 8 (<2, 10103-06, 8)

| Sample ID | Comp/Grab | Matrix * | Depth | Date | Time | No. of Cntrs | | | Rem./Contaminant | Sample # (lab only) |
|---|---|---|---|---|---|---|---|---|---|---|
| R23P079Q-0ESE20-SW4 | Comp | SS | | 2/17/16 | 15:15 | 1 | | X | | -11 |
| R23P079Q-0ESA1-SW4 | | | | | 15:20 | 1 | | X | | -12 |
| R23P079Q-0ESA3-SW1 | | | | | 15:25 | 1 | | X | | -13 |
| R23P079Q-0ESA3-SW6 | | | | | 15:30 | 1 | | X | | -14 |
| R23P079Q-0ESA8-SW1 | | | | | 15:35 | 1 | | X | | -15 |
| R23P079Q-0ESB18-B/C | | | | | 15:40 | 1 | | X | | -16 |
| R23P079Q-0ESB19-SW3 | | | | | 15:45 | 1 | | X | | -17 |
| R23P079Q-0ESB21-SW2 | | | | | 15:50 | 1 | | X | | -18 |
| R23P079Q-RINSE10 | | WW | | 2/17/16 | 11:00 | 1 | X | | | -19 |
| R23P079Q-RINSE11 | | WW | | 2/17/16 | 13:30 | 1 | X | | | -20 |

* Matrix: SS - Soil GW - Groundwater WW - WasteWater DW - Drinking Water OT - Other_____

Remarks: Rinseate preserved w/nitric

pH _____ Temp _____
Flow _____ Other _____

| Relinquished by : (Signature) | Date: | Time: | Received by: (Signature) | Samples returned via: ☐ UPS ☐ FedEx ☐ Courier ☐ _____ | Hold # |
|---|---|---|---|---|---|
| | 2/17/16 | 16:00 | | | Condition: (lab use only) 0810 |
| Relinquished by : (Signature) | Date: | Time: | Received by: (Signature) | Temp: 2.6 °C Bottles Received: 20 | COC Seal Intact: ___Y ___N ✓NA |
| Relinquished by : (Signature) | Date: | Time: | Received for lab by: (Signature) | Date: 2-18-16 Time: 0900 | pH Checked: <2 NCF: |

ESC LAB SCIENCES
YOUR LAB OF CHOICE

# ANALYTICAL REPORT

February 22, 2016

myESC
REAL TIME DATA ACCESS

## Envirocon

| | |
|---|---|
| Sample Delivery Group: | L818983 |
| Samples Received: | 02/20/2016 |
| Project Number: | 1495001 |
| Description: | BBGRR23 Ft. McClellan |
| Site: | RANGE 23 |
| Report To: | Liz Milodragovich<br>7878 Wadsworth Blvd, Ste 340<br>Arvada, CO 80003 |

Entire Report Reviewed By: Daphne R Richards

Daphne Richards
Technical Service Representative



# TABLE OF CONTENTS

## R23EP223Q-TVA25-1FT L818983-01 Waste

Collected by: Elizabeth M. | Collected date/time: 02/19/16 09:20 | Received date/time: 02/20/16 09:00

| Method | Batch | Dilution | Preparation date/time | Analysis date/time | Analyst |
|---|---|---|---|---|---|
| Mercury by Method 7470A | WG851131 | 1 | 02/22/16 10:31 | 02/22/16 15:01 | TRB |
| Metals (ICP) by Method 6010B | WG851051 | 1 | 02/21/16 18:37 | 02/22/16 10:33 | LTB |
| Preparation by Method 1311 | WG850923 | 1 | 02/20/16 11:16 | 02/20/16 11:17 | BG |

## R23P079Q-OESH4-SW1/SW2 L818983-02 Waste

Collected by: Elizabeth M. | Collected date/time: 02/19/16 09:23 | Received date/time: 02/20/16 09:00

| Method | Batch | Dilution | Preparation date/time | Analysis date/time | Analyst |
|---|---|---|---|---|---|
| Mercury by Method 7470A | WG851131 | 1 | 02/22/16 10:31 | 02/22/16 15:03 | TRB |
| Metals (ICP) by Method 6010B | WG851051 | 1 | 02/21/16 18:37 | 02/22/16 10:42 | LTB |
| Preparation by Method 1311 | WG850923 | 1 | 02/20/16 11:16 | 02/20/16 11:17 | BG |

## R23P079Q-OESH3-SW1/C L818983-03 Waste

Collected by: Elizabeth M. | Collected date/time: 02/19/16 09:25 | Received date/time: 02/20/16 09:00

| Method | Batch | Dilution | Preparation date/time | Analysis date/time | Analyst |
|---|---|---|---|---|---|
| Mercury by Method 7470A | WG851131 | 1 | 02/22/16 10:31 | 02/22/16 15:06 | TRB |
| Metals (ICP) by Method 6010B | WG851051 | 1 | 02/21/16 18:37 | 02/22/16 10:45 | LTB |
| Preparation by Method 1311 | WG850923 | 1 | 02/20/16 11:16 | 02/20/16 11:17 | BG |

## R23P079Q-POSTXCSSH3-SWR L818983-04 Solid

Collected by: Elizabeth M. | Collected date/time: 02/19/16 09:30 | Received date/time: 02/20/16 09:00

| Method | Batch | Dilution | Preparation date/time | Analysis date/time | Analyst |
|---|---|---|---|---|---|
| Metals (ICP) by Method 6010B | WG851024 | 1 | 02/21/16 19:28 | 02/22/16 07:59 | LTB |
| Total Solids by Method 2540 G-2011 | WG850924 | 1 | 02/20/16 14:22 | 02/20/16 14:31 | KDW |

## R23P079Q-POSTXCSSH3-CR L818983-05 Solid

Collected by: Elizabeth M. | Collected date/time: 02/19/16 09:32 | Received date/time: 02/20/16 09:00

| Method | Batch | Dilution | Preparation date/time | Analysis date/time | Analyst |
|---|---|---|---|---|---|
| Metals (ICP) by Method 6010B | WG851024 | 1 | 02/21/16 19:28 | 02/22/16 08:13 | LTB |
| Total Solids by Method 2540 G-2011 | WG850924 | 1 | 02/20/16 14:22 | 02/20/16 14:31 | KDW |

## R23P079Q-POSTXCSSH4-SW1R L818983-06 Solid

Collected by: Elizabeth M. | Collected date/time: 02/19/16 09:35 | Received date/time: 02/20/16 09:00

| Method | Batch | Dilution | Preparation date/time | Analysis date/time | Analyst |
|---|---|---|---|---|---|
| Metals (ICP) by Method 6010B | WG851024 | 1 | 02/21/16 19:28 | 02/22/16 08:16 | LTB |
| Total Solids by Method 2540 G-2011 | WG850924 | 1 | 02/20/16 14:22 | 02/20/16 14:31 | KDW |

## R23P079Q-POSTXCSSH4-SW2R L818983-07 Solid

Collected by: Elizabeth M. | Collected date/time: 02/19/16 09:38 | Received date/time: 02/20/16 09:00

| Method | Batch | Dilution | Preparation date/time | Analysis date/time | Analyst |
|---|---|---|---|---|---|
| Metals (ICP) by Method 6010B | WG851024 | 1 | 02/21/16 19:28 | 02/22/16 08:25 | LTB |
| Total Solids by Method 2540 G-2011 | WG850924 | 1 | 02/20/16 14:22 | 02/20/16 14:31 | KDW |

## R23EP223Q-POSTXCSSA25-SW3R L818983-08 Solid

Collected by Elizabeth M. | Collected date/time 02/19/16 09:41 | Received date/time 02/20/16 09:00

| Method | Batch | Dilution | Preparation date/time | Analysis date/time | Analyst |
|---|---|---|---|---|---|
| Metals (ICP) by Method 6010B | WG851024 | 1 | 02/21/16 19:28 | 02/22/16 08:28 | LTB |
| Total Solids by Method 2540 G-2011 | WG850924 | 1 | 02/20/16 14:22 | 02/20/16 14:31 | KDW |

## R23EP223Q-POSTXCSSA25-SW4R L818983-09 Solid

Collected by Elizabeth M. | Collected date/time 02/19/16 09:45 | Received date/time 02/20/16 09:00

| Method | Batch | Dilution | Preparation date/time | Analysis date/time | Analyst |
|---|---|---|---|---|---|
| Metals (ICP) by Method 6010B | WG851024 | 1 | 02/21/16 19:28 | 02/22/16 08:31 | LTB |
| Total Solids by Method 2540 G-2011 | WG850924 | 1 | 02/20/16 14:22 | 02/20/16 14:31 | KDW |

## R23P079Q-RINSE12 L818983-10 GW

Collected by Elizabeth M. | Collected date/time 02/19/16 09:50 | Received date/time 02/20/16 09:00

| Method | Batch | Dilution | Preparation date/time | Analysis date/time | Analyst |
|---|---|---|---|---|---|
| Metals (ICP) by Method 6010B | WG851072 | 1 | 02/22/16 08:25 | 02/22/16 11:07 | CCE |

1 Cp
2 Tc
3 Ss
4 Cn
5 Sr
6 Qc
7 Gl
8 Al
9 Sc

All sample aliquots were received at the correct temperature, in the proper containers, with the appropriate preservatives, and within method specified holding times. All MDL (LOD) and RDL (LOQ) values reported for environmental samples have been corrected for the dilution factor used in the analysis. All Method and Batch Quality Control are within established criteria except where addressed in this case narrative, a non-conformance form or properly qualified within the sample results. By my digital signature below, I affirm to the best of my knowledge, all problems/anomalies observed by the laboratory as having the potential to affect the quality of the data have been identified by the laboratory, and no information or data have been knowingly withheld that would affect the quality of the data.

Daphne R Richards

Daphne Richards
Technical Service Representative

## Preparation by Method 1311

| Analyte | Result | Qualifier | Prep date / time | Batch |
|---|---|---|---|---|
| TCLP Extraction | - | | 2/20/2016 11:16:41 AM | WG850923 |

## Mercury by Method 7470A

| Analyte | Result mg/l | Qualifier | RDL mg/l | Limit mg/l | Dilution | Analysis date / time | Batch |
|---|---|---|---|---|---|---|---|
| Mercury | ND | | 0.0100 | 0.20 | 1 | 02/22/2016 15:01 | WG851131 |

## Metals (ICP) by Method 6010B

| Analyte | Result mg/l | Qualifier | RDL mg/l | Limit mg/l | Dilution | Analysis date / time | Batch |
|---|---|---|---|---|---|---|---|
| Arsenic | ND | | 0.450 | 5 | 1 | 02/22/2016 10:33 | WG851051 |
| Barium | ND | | 1.35 | 100 | 1 | 02/22/2016 10:33 | WG851051 |
| Cadmium | ND | | 0.450 | 1 | 1 | 02/22/2016 10:33 | WG851051 |
| Chromium | ND | | 0.450 | 5 | 1 | 02/22/2016 10:33 | WG851051 |
| Lead | ND | | 0.450 | 5 | 1 | 02/22/2016 10:33 | WG851051 |
| Selenium | ND | | 0.450 | 1 | 1 | 02/22/2016 10:33 | WG851051 |
| Silver | ND | | 0.450 | 5 | 1 | 02/22/2016 10:33 | WG851051 |

## Preparation by Method 1311

| Analyte | Result | Qualifier | Prep date / time | Batch |
|---|---|---|---|---|
| TCLP Extraction | - | | 2/20/2016 11:16:41 AM | WG850923 |

## Mercury by Method 7470A

| Analyte | Result mg/l | Qualifier | RDL mg/l | Limit mg/l | Dilution | Analysis date / time | Batch |
|---|---|---|---|---|---|---|---|
| Mercury | ND | | 0.0100 | 0.20 | 1 | 02/22/2016 15:03 | WG851131 |

## Metals (ICP) by Method 6010B

| Analyte | Result mg/l | Qualifier | RDL mg/l | Limit mg/l | Dilution | Analysis date / time | Batch |
|---|---|---|---|---|---|---|---|
| Arsenic | ND | | 0.450 | 5 | 1 | 02/22/2016 10:42 | WG851051 |
| Barium | ND | | 1.35 | 100 | 1 | 02/22/2016 10:42 | WG851051 |
| Cadmium | ND | | 0.450 | 1 | 1 | 02/22/2016 10:42 | WG851051 |
| Chromium | ND | | 0.450 | 5 | 1 | 02/22/2016 10:42 | WG851051 |
| Lead | 0.585 | | 0.450 | 5 | 1 | 02/22/2016 10:42 | WG851051 |
| Selenium | ND | | 0.450 | 1 | 1 | 02/22/2016 10:42 | WG851051 |
| Silver | ND | | 0.450 | 5 | 1 | 02/22/2016 10:42 | WG851051 |

## Preparation by Method 1311

| Analyte | Result | Qualifier | Prep date / time | Batch |
|---|---|---|---|---|
| TCLP Extraction | - | | 2/20/2016 11:16:41 AM | WG850923 |

## Mercury by Method 7470A

| Analyte | Result mg/l | Qualifier | RDL mg/l | Limit mg/l | Dilution | Analysis date / time | Batch |
|---|---|---|---|---|---|---|---|
| Mercury | ND | | 0.0100 | 0.20 | 1 | 02/22/2016 15:06 | WG851131 |

## Metals (ICP) by Method 6010B

| Analyte | Result mg/l | Qualifier | RDL mg/l | Limit mg/l | Dilution | Analysis date / time | Batch |
|---|---|---|---|---|---|---|---|
| Arsenic | ND | | 0.450 | 5 | 1 | 02/22/2016 10:45 | WG851051 |
| Barium | ND | | 1.35 | 100 | 1 | 02/22/2016 10:45 | WG851051 |
| Cadmium | ND | | 0.450 | 1 | 1 | 02/22/2016 10:45 | WG851051 |
| Chromium | ND | | 0.450 | 5 | 1 | 02/22/2016 10:45 | WG851051 |
| Lead | ND | | 0.450 | 5 | 1 | 02/22/2016 10:45 | WG851051 |
| Selenium | ND | | 0.450 | 1 | 1 | 02/22/2016 10:45 | WG851051 |
| Silver | ND | | 0.450 | 5 | 1 | 02/22/2016 10:45 | WG851051 |

## Total Solids by Method 2540 G-2011

| Analyte | Result % | Qualifier | Dilution | Analysis date / time | Batch |
|---|---|---|---|---|---|
| Total Solids | 85.4 | | 1 | 02/20/2016 14:31 | WG850924 |

## Metals (ICP) by Method 6010B

| Analyte | Result (dry) mg/kg | Qualifier | RDL (dry) mg/kg | Dilution | Analysis date / time | Batch |
|---|---|---|---|---|---|---|
| Antimony | ND | J6 | 2.34 | 1 | 02/22/2016 07:59 | WG851024 |
| Lead | 16.9 | | 0.586 | 1 | 02/22/2016 07:59 | WG851024 |

## Total Solids by Method 2540 G-2011

| Analyte | Result % | Qualifier | Dilution | Analysis date / time | Batch |
|---|---|---|---|---|---|
| Total Solids | 89.5 | | 1 | 02/20/2016 14:31 | WG850924 |

## Metals (ICP) by Method 6010B

| Analyte | Result (dry) mg/kg | Qualifier | RDL (dry) mg/kg | Dilution | Analysis date / time | Batch |
|---|---|---|---|---|---|---|
| Antimony | ND | | 2.24 | 1 | 02/22/2016 08:13 | WG851024 |
| Lead | 10.5 | | 0.559 | 1 | 02/22/2016 08:13 | WG851024 |

## Total Solids by Method 2540 G-2011

| Analyte | Result % | Qualifier | Dilution | Analysis date / time | Batch |
|---|---|---|---|---|---|
| Total Solids | 85.2 | | 1 | 02/20/2016 14:31 | WG850924 |

## Metals (ICP) by Method 6010B

| Analyte | Result (dry) mg/kg | Qualifier | RDL (dry) mg/kg | Dilution | Analysis date / time | Batch |
|---|---|---|---|---|---|---|
| Antimony | ND | | 2.35 | 1 | 02/22/2016 08:16 | WG851024 |
| Lead | 13.8 | | 0.587 | 1 | 02/22/2016 08:16 | WG851024 |

## Total Solids by Method 2540 G-2011

| Analyte | Result % | Qualifier | Dilution | Analysis date / time | Batch |
|---|---|---|---|---|---|
| Total Solids | 84.6 | | 1 | 02/20/2016 14:31 | WG850924 |

## Metals (ICP) by Method 6010B

| Analyte | Result (dry) mg/kg | Qualifier | RDL (dry) mg/kg | Dilution | Analysis date / time | Batch |
|---|---|---|---|---|---|---|
| Antimony | ND | | 2.36 | 1 | 02/22/2016 08:25 | WG851024 |
| Lead | 53.2 | | 0.591 | 1 | 02/22/2016 08:25 | WG851024 |

## Total Solids by Method 2540 G-2011

| Analyte | Result % | Qualifier | Dilution | Analysis date / time | Batch |
|---|---|---|---|---|---|
| Total Solids | 89.0 | | 1 | 02/20/2016 14:31 | WG850924 |

## Metals (ICP) by Method 6010B

| Analyte | Result (dry) mg/kg | Qualifier | RDL (dry) mg/kg | Dilution | Analysis date / time | Batch |
|---|---|---|---|---|---|---|
| Antimony | ND | | 2.25 | 1 | 02/22/2016 08:28 | WG851024 |
| Lead | 10.8 | | 0.562 | 1 | 02/22/2016 08:28 | WG851024 |

## Total Solids by Method 2540 G-2011

| Analyte | Result % | Qualifier | Dilution | Analysis date / time | Batch |
|---|---|---|---|---|---|
| Total Solids | 90.0 | | 1 | 02/20/2016 14:31 | WG850924 |

## Metals (ICP) by Method 6010B

| Analyte | Result (dry) mg/kg | Qualifier | RDL (dry) mg/kg | Dilution | Analysis date / time | Batch |
|---|---|---|---|---|---|---|
| Antimony | ND | | 2.22 | 1 | 02/22/2016 08:31 | WG851024 |
| Lead | 7.09 | | 0.556 | 1 | 02/22/2016 08:31 | WG851024 |

## Metals (ICP) by Method 6010B

| Analyte | Result mg/l | Qualifier | RDL mg/l | Dilution | Analysis date / time | Batch |
|---|---|---|---|---|---|---|
| Antimony | ND | | 0.0100 | 1 | 02/22/2016 11:07 | WG851072 |
| Lead | ND | | 0.00500 | 1 | 02/22/2016 11:07 | WG851072 |

## Method Blank (MB)

(MB) 02/20/16 14:31

| Analyte | MB Result % | MB Qualifier | MB RDL % |
|---|---|---|---|
| Total Solids | 0.000500 | | |

## L818999-02 Original Sample (OS) • Duplicate (DUP)

(OS) 02/20/16 14:31 • (DUP) 02/20/16 14:31

| Analyte | Original Result % | DUP Result % | Dilution | DUP RPD % | DUP Qualifier | DUP RPD Limits % |
|---|---|---|---|---|---|---|
| Total Solids | 84.7 | 84.5 | 1 | 0.260 | | 5 |

## Laboratory Control Sample (LCS)

(LCS) 02/20/16 14:31

| Analyte | Spike Amount % | LCS Result % | LCS Rec. % | Rec. Limits % | LCS Qualifier |
|---|---|---|---|---|---|
| Total Solids | 50.0 | 49.7 | 99.4 | 85.0-115 | |

## Method Blank (MB)

(MB) 02/22/16 14:04

| Analyte | MB Result mg/l | MB Qualifier | MB RDL mg/l |
|---|---|---|---|
| Mercury | ND | | 0.0100 |

## Laboratory Control Sample (LCS) • Laboratory Control Sample Duplicate (LCSD)

(LCS) 02/22/16 14:07 • (LCSD) 02/22/16 14:09

| Analyte | Spike Amount mg/l | LCS Result mg/l | LCSD Result mg/l | LCS Rec. % | LCSD Rec. % | Rec. Limits % | LCS Qualifier | LCSD Qualifier | RPD % | RPD Limits % |
|---|---|---|---|---|---|---|---|---|---|---|
| Mercury | 0.0300 | 0.0338 | 0.0330 | 113 | 110 | 80-120 | | | 2 | 20 |

## L818408-06 Original Sample (OS) • Matrix Spike (MS) • Matrix Spike Duplicate (MSD)

(OS) 02/22/16 14:12 • (MS) 02/22/16 14:14 • (MSD) 02/22/16 14:17

| Analyte | Spike Amount mg/l | Original Result mg/l | MS Result mg/l | MSD Result mg/l | MS Rec. % | MSD Rec. % | Dilution | Rec. Limits % | MS Qualifier | MSD Qualifier | RPD % | RPD Limits % |
|---|---|---|---|---|---|---|---|---|---|---|---|---|
| Mercury | 0.0300 | ND | 0.0331 | 0.0334 | 110 | 111 | 1 | 75-125 | | | 1 | 20 |

## Method Blank (MB)

(MB) 02/22/16 07:50

| Analyte | MB Result mg/kg | MB Qualifier | MB RDL mg/kg |
|---|---|---|---|
| Antimony | ND | | 2.00 |
| Lead | ND | | 0.500 |

## Laboratory Control Sample (LCS) • Laboratory Control Sample Duplicate (LCSD)

(LCS) 02/22/16 07:53 • (LCSD) 02/22/16 07:56

| Analyte | Spike Amount mg/kg | LCS Result mg/kg | LCSD Result mg/kg | LCS Rec. % | LCSD Rec. % | Rec. Limits % | LCS Qualifier | LCSD Qualifier | RPD % | RPD Limits % |
|---|---|---|---|---|---|---|---|---|---|---|
| Antimony | 100 | 98.3 | 102 | 98 | 102 | 80-120 | | | 4 | 20 |
| Lead | 100 | 98.3 | 102 | 98 | 102 | 80-120 | | | 4 | 20 |

## L818983-04 Original Sample (OS) • Matrix Spike (MS) • Matrix Spike Duplicate (MSD)

(OS) 02/22/16 07:59 • (MS) 02/22/16 08:07 • (MSD) 02/22/16 08:10

| Analyte | Spike Amount mg/kg | Original Result mg/kg | MS Result mg/kg | MSD Result mg/kg | MS Rec. % | MSD Rec. % | Dilution | Rec. Limits % | MS Qualifier | MSD Qualifier | RPD % | RPD Limits % |
|---|---|---|---|---|---|---|---|---|---|---|---|---|
| Antimony | 100 | ND | 79.5 | 68.6 | 80 | 69 | 1 | 75-125 | | J6 | 15 | 20 |
| Lead | 100 | 14.5 | 116 | 121 | 102 | 107 | 1 | 75-125 | | | 4 | 20 |

## Method Blank (MB)

(MB) 02/22/16 09:28

| Analyte | MB Result mg/l | MB Qualifier | MB RDL mg/l |
|---|---|---|---|
| Arsenic | ND | | 0.450 |
| Barium | ND | | 1.35 |
| Cadmium | ND | | 0.450 |
| Chromium | ND | | 0.450 |
| Lead | ND | | 0.450 |
| Selenium | ND | | 0.450 |
| Silver | ND | | 0.450 |

## Laboratory Control Sample (LCS) • Laboratory Control Sample Duplicate (LCSD)

(LCS) 02/22/16 09:31 • (LCSD) 02/22/16 09:34

| Analyte | Spike Amount mg/l | LCS Result mg/l | LCSD Result mg/l | LCS Rec. % | LCSD Rec. % | Rec. Limits % | LCS Qualifier | LCSD Qualifier | RPD % | RPD Limits % |
|---|---|---|---|---|---|---|---|---|---|---|
| Arsenic | 10.0 | 9.32 | 9.36 | 93 | 94 | 80-120 | | | 0 | 20 |
| Barium | 10.0 | 9.30 | 9.30 | 93 | 93 | 80-120 | | | 0 | 20 |
| Cadmium | 10.0 | 9.36 | 9.34 | 94 | 93 | 80-120 | | | 0 | 20 |
| Chromium | 10.0 | 9.42 | 9.43 | 94 | 94 | 80-120 | | | 0 | 20 |
| Lead | 10.0 | 9.30 | 9.30 | 93 | 93 | 80-120 | | | 0 | 20 |
| Selenium | 10.0 | 9.36 | 9.47 | 94 | 95 | 80-120 | | | 1 | 20 |
| Silver | 10.0 | 9.07 | 9.10 | 91 | 91 | 80-120 | | | 0 | 20 |

## L818408-14 Original Sample (OS) • Matrix Spike (MS) • Matrix Spike Duplicate (MSD)

(OS) 02/22/16 09:37 • (MS) 02/22/16 09:43 • (MSD) 02/22/16 09:46

| Analyte | Spike Amount mg/l | Original Result mg/l | MS Result mg/l | MSD Result mg/l | MS Rec. % | MSD Rec. % | Dilution | Rec. Limits % | MS Qualifier | MSD Qualifier | RPD % | RPD Limits % |
|---|---|---|---|---|---|---|---|---|---|---|---|---|
| Arsenic | 10.0 | 0.0279 | 9.66 | 9.72 | 96 | 97 | 1 | 75-125 | | | 1 | 20 |
| Barium | 10.0 | 0.940 | 10.0 | 10.1 | 91 | 92 | 1 | 75-125 | | | 1 | 20 |
| Cadmium | 10.0 | ND | 9.52 | 9.60 | 95 | 96 | 1 | 75-125 | | | 1 | 20 |
| Chromium | 10.0 | 0.00445 | 9.31 | 9.34 | 93 | 93 | 1 | 75-125 | | | 0 | 20 |
| Lead | 10.0 | 11.6 | 20.5 | 21.2 | 89 | 96 | 1 | 75-125 | | | 3 | 20 |
| Selenium | 10.0 | 0.0362 | 9.83 | 9.88 | 98 | 98 | 1 | 75-125 | | | 0 | 20 |
| Silver | 10.0 | ND | 8.99 | 9.01 | 90 | 90 | 1 | 75-125 | | | 0 | 20 |

## Method Blank (MB)

(MB) 02/22/16 10:58

| Analyte | MB Result mg/l | MB Qualifier | MB RDL mg/l |
|---|---|---|---|
| Antimony | ND | | 0.0100 |
| Lead | ND | | 0.00500 |

## Laboratory Control Sample (LCS) • Laboratory Control Sample Duplicate (LCSD)

(LCS) 02/22/16 11:01 • (LCSD) 02/22/16 11:03

| Analyte | Spike Amount mg/l | LCS Result mg/l | LCSD Result mg/l | LCS Rec. % | LCSD Rec. % | Rec. Limits % | LCS Qualifier | LCSD Qualifier | RPD % | RPD Limits % |
|---|---|---|---|---|---|---|---|---|---|---|
| Antimony | 1.00 | 1.04 | 1.04 | 104 | 104 | 80-120 | | | 0 | 20 |
| Lead | 1.00 | 1.04 | 1.03 | 104 | 103 | 80-120 | | | 0 | 20 |

## L818983-10 Original Sample (OS) • Matrix Spike (MS) • Matrix Spike Duplicate (MSD)

(OS) 02/22/16 11:07 • (MS) 02/22/16 11:13 • (MSD) 02/22/16 11:16

| Analyte | Spike Amount mg/l | Original Result mg/l | MS Result mg/l | MSD Result mg/l | MS Rec. % | MSD Rec. % | Dilution | Rec. Limits % | MS Qualifier | MSD Qualifier | RPD % | RPD Limits % |
|---|---|---|---|---|---|---|---|---|---|---|---|---|
| Antimony | 1.00 | ND | 1.02 | 1.02 | 102 | 102 | 1 | 75-125 | | | 1 | 20 |
| Lead | 1.00 | 0.000403 | 1.02 | 1.02 | 102 | 102 | 1 | 75-125 | | | 1 | 20 |

1 Cp
2 Tc
3 Ss
4 Cn
5 Sr
6 Qc
7 Gl
8 Al
9 Sc

## Abbreviations and Definitions

| | |
|---|---|
| SDG | Sample Delivery Group. |
| MDL | Method Detection Limit. |
| RDL | Reported Detection Limit. |
| ND,U | Not detected at the Reporting Limit (or MDL where applicable). |
| RPD | Relative Percent Difference. |
| (dry) | Results are reported based on the dry weight of the sample. [this will only be present on a dry report basis for soils]. |
| Original Sample | The non-spiked sample in the prep batch used to determine the Relative Percent Difference (RPD) from a quality control sample. The Original Sample may not be included within the reported SDG. |
| (S) | Surrogate (Surrogate Standard) - Analytes added to every blank, sample, Laboratory Control Sample/Duplicate and Matrix Spike/Duplicate; used to evaluate analytical efficiency by measuring recovery. Surrogates are not expected to be detected in all environmental media. |
| Rec. | Recovery. |
| SDL | Sample Detection Limit. |
| MQL | Method Quantitation Limit. |
| Unadj. MQL | Unadjusted Method Quantitation Limit. |

| Qualifier | Description |
|---|---|
| J6 | The sample matrix interfered with the ability to make any accurate determination; spike value is low. |

# ACCREDITATIONS & LOCATIONS

ONE LAB. NATIONWIDE.



ESC Lab Sciences is the only environmental laboratory accredited/certified to support your work nationwide from one location. One phone call, one point of contact, one laboratory. No other lab is as accessible or prepared to handle your needs throughout the country. Our capacity and capability from our single location laboratory is comparable to the collective totals of the network laboratories in our industry. The most significant benefit to our "one location" design is the design of our laboratory campus. The model is conducive to accelerated productivity, decreasing turn-around time, and preventing cross contamination, thus protecting sample integrity. Our focus on premium quality and prompt service allows us to be **YOUR LAB OF CHOICE.**

***** Not all certifications held by the laboratory are applicable to the results reported in the attached report.

## State Accreditations

| | |
|---|---|
| Alabama | 40660 |
| Alaska | UST-080 |
| Arizona | AZ0612 |
| Arkansas | 88-0469 |
| California | 01157CA |
| Colorado | TN00003 |
| Conneticut | PH-0197 |
| Florida | E87487 |
| Georgia | NELAP |
| Georgia [1] | 923 |
| Idaho | TN00003 |
| Illinois | 200008 |
| Indiana | C-TN-01 |
| Iowa | 364 |
| Kansas | E-10277 |
| Kentucky [1] | 90010 |
| Kentucky [2] | 16 |
| Louisiana | AI30792 |
| Maine | TN0002 |
| Maryland | 324 |
| Massachusetts | M-TN003 |
| Michigan | 9958 |
| Minnesota | 047-999-395 |
| Mississippi | TN00003 |
| Missouri | 340 |
| Montana | CERT0086 |
| Nebraska | NE-OS-15-05 |
| Nevada | TN-03-2002-34 |
| New Hampshire | 2975 |
| New Jersey–NELAP | TN002 |
| New Mexico | TN00003 |
| New York | 11742 |
| North Carolina | Env375 |
| North Carolina [1] | DW21704 |
| North Carolina [2] | 41 |
| North Dakota | R-140 |
| Ohio–VAP | CL0069 |
| Oklahoma | 9915 |
| Oregon | TN200002 |
| Pennsylvania | 68-02979 |
| Rhode Island | 221 |
| South Carolina | 84004 |
| South Dakota | n/a |
| Tennessee [1 4] | 2006 |
| Texas | T 104704245-07-TX |
| Texas [5] | LAB0152 |
| Utah | 6157585858 |
| Vermont | VT2006 |
| Virginia | 109 |
| Washington | C1915 |
| West Virginia | 233 |
| Wisconsin | 9980939910 |
| Wyoming | A2LA |

## Third Party & Federal Accreditations

| | |
|---|---|
| A2LA – ISO 17025 | 1461.01 |
| A2LA – ISO 17025 [5] | 1461.02 |
| Canada | 1461.01 |
| EPA–Crypto | TN00003 |
| AIHA | 100789 |
| DOD | 1461.01 |
| USDA | S-67674 |

[1] Drinking Water [2] Underground Storage Tanks [3] Aquatic Toxicity [4] Chemical/Microbiological [5] Mold [n/a] Accreditation not applicable

## Our Locations

ESC Lab Sciences has sixty-four client support centers that provide sample pickup and/or the delivery of sampling supplies. If you would like assistance from one of our support offices, please contact our main office. **ESC Lab Sciences performs all testing at our central laboratory.**

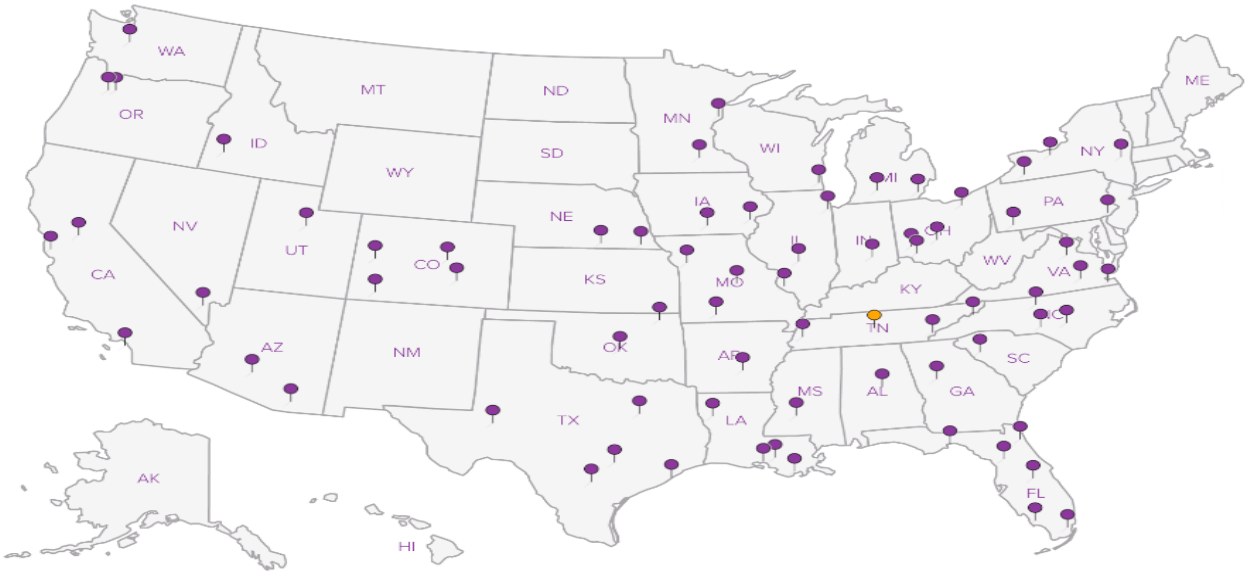

Envirocon
101 International Dr
~~651 Corporate Circle Ste 114~~
~~Golden, CO 80020~~
Missoula, MT 59808

Billing Information:
~~Gene McNutt~~
~~651 Corporate Circle Ste 114~~
Golden, CO 80020

Report to: Elizabeth Miladagovich
Email To: lmiladagovich@envirocon.com

Project Description: BBGRR23 Ft. McClellan
City/State Collected: Anniston, AL

Phone: ~~303 215 0187~~
Fax: 406 565 7576
Client Project #: 1495001
Lab Project #:

Collected by (print): Elizabeth Miladagovich
Site/Facility ID #: Range 23
P.O. #: ENVIRONGEO-1210145

Collected by (signature):
Immediately Packed on Ice N X Y ___

Rush? (Lab MUST Be Notified)
___ Same Day ....200%
X Next Day ....100%
___ Two Day ....50%
___ Three Day ....25%

Date Results Needed
Email? ___No X Yes
FAX? ___No ___Yes

Analysis / Container / Preservative: SW 8260 (Method 1311 RCRA 8); 6010B-Pb, Sb

Chain of Custody Page 1 of 1

ESC LAB SCIENCES
YOUR LAB OF CHOICE
12065 Lebanon Rd
Mount Juliet, TN 37122
Phone: 615-758-5858
Phone: 800-767-5859
Fax: 615-758-5859

L# L818983
J184
Acctnum: ENVIRONGCO
Template:
Prelogin:
TSR: 288 - Daphne Richards
PB:
Shipped Via:

| Sample ID | Comp/Grab | Matrix * | Depth | Date | Time | No. of Cntrs | SW 8260 (Method 1311 RCRA 8) | 6010B-Pb, Sb | Rem./Contaminant | Sample # (lab only) |
|---|---|---|---|---|---|---|---|---|---|---|
| R25EP223Q-TVA25-1FT | comp | SS | 1 FT | 2/19/16 | 9:20 | 1 | X | | | -01 |
| R23P079Q-OESH4-SW1/SW2 | | | | | 9:23 | 1 | X | | | 02 |
| R23P079Q-OESH3-SW1/C | | | | | 9:25 | 1 | X | | | 03 |
| R23P079Q-POSTXCSSH3-SW1R | grab | | | | 9:30 | 1 | | X | | 04 |
| R23P079Q-POSTXCSSH3-CR | comp | | | | 9:32 | 1 | | X | | 05 |
| R23P079Q-POSTXCSSH4-SW1R | grab | | | | 9:35 | 1 | | X | | 06 |
| R23P079Q-POSTXCSSH4-SW2R | | | | | 9:38 | 1 | | X | | 07 |
| R25EP223Q-POSTXCSSA25-SW3R | | | | | 9:41 | 1 | | X | | 08 |
| R25EP223Q-POSTXCSSA25-SW4R | | | | | 9:45 | 1 | | X | | 09 |
| R23P079Q-RINSE 12 | | WW | | | 9:50 | 1 | | X | | 10 |

* Matrix: SS - Soil GW - Groundwater WW - WasteWater DW - Drinking Water OT - Other_____

Remarks:

pH _____ Temp _____
Flow _____ Other _____

Hold #

| Relinquished by : (Signature) | Date: | Time: | Received by: (Signature) | Samples returned via: ☐ UPS X FedEx ☐ Courier ☐ ____ | Condition: (lab use only) |
|---|---|---|---|---|---|
| | 2/19/16 | 15:00 | | | JW7 |
| Relinquished by : (Signature) | Date: | Time: | Received by: (Signature) | Temp: ~~Amb~~ SW 2.3 °C Bottles Received: 10 | OK |
| Relinquished by : (Signature) | Date: | Time: | Received for lab by: (Signature) | Date: 2-20-16 Time: 0900 | pH Checked: L2 NCF: |

COC Seal Intact: ___Y ___N ___NA

# ANALYTICAL REPORT

March 02, 2016

## Envirocon

| | |
|---|---|
| Sample Delivery Group: | L820591 |
| Samples Received: | 03/01/2016 |
| Project Number: | 1495001 |
| Description: | BBG RR23 Ft. McClellan |
| Site: | RANGE 23 |
| Report To: | Liz Milodragovich<br>7878 Wadsworth Blvd, Ste 340<br>Arvada, CO 80003 |

Entire Report Reviewed By: Daphne R Richards

Daphne Richards
Technical Service Representative



# TABLE OF CONTENTS

## R23P079Q-POSTXCSSA8-A L820591-01 Solid

Collected by: Elizabeth M. | Collected date/time: 02/29/16 06:30 | Received date/time: 03/01/16 09:00

| Method | Batch | Dilution | Preparation date/time | Analysis date/time | Analyst |
|---|---|---|---|---|---|
| Metals (ICP) by Method 6010B | WG853024 | 1 | 03/01/16 10:30 | 03/01/16 12:06 | CCE |
| Total Solids by Method 2540 G-2011 | WG853016 | 1 | 03/01/16 12:30 | 03/01/16 12:38 | MEL |

## R23P079Q-POSTXCSSA8-B L820591-02 Solid

Collected by: Elizabeth M. | Collected date/time: 02/29/16 06:35 | Received date/time: 03/01/16 09:00

| Method | Batch | Dilution | Preparation date/time | Analysis date/time | Analyst |
|---|---|---|---|---|---|
| Metals (ICP) by Method 6010B | WG853024 | 1 | 03/01/16 10:30 | 03/01/16 12:32 | CCE |
| Total Solids by Method 2540 G-2011 | WG853016 | 1 | 03/01/16 12:30 | 03/01/16 12:38 | MEL |

## R23P079Q-POSTXCSSA8-C L820591-03 Solid

Collected by: Elizabeth M. | Collected date/time: 02/29/16 06:40 | Received date/time: 03/01/16 09:00

| Method | Batch | Dilution | Preparation date/time | Analysis date/time | Analyst |
|---|---|---|---|---|---|
| Metals (ICP) by Method 6010B | WG853024 | 1 | 03/01/16 10:30 | 03/01/16 12:35 | CCE |
| Total Solids by Method 2540 G-2011 | WG853016 | 1 | 03/01/16 12:30 | 03/01/16 12:38 | MEL |

## R23P079Q-POSTXCSSA8-D L820591-04 Solid

Collected by: Elizabeth M. | Collected date/time: 02/29/16 06:45 | Received date/time: 03/01/16 09:00

| Method | Batch | Dilution | Preparation date/time | Analysis date/time | Analyst |
|---|---|---|---|---|---|
| Metals (ICP) by Method 6010B | WG853024 | 1 | 03/01/16 10:30 | 03/01/16 12:38 | CCE |
| Total Solids by Method 2540 G-2011 | WG853016 | 1 | 03/01/16 12:30 | 03/01/16 12:38 | MEL |

## R23P079Q-POSTXCSSD22-A L820591-05 Solid

Collected by: Elizabeth M. | Collected date/time: 02/29/16 06:50 | Received date/time: 03/01/16 09:00

| Method | Batch | Dilution | Preparation date/time | Analysis date/time | Analyst |
|---|---|---|---|---|---|
| Metals (ICP) by Method 6010B | WG853024 | 1 | 03/01/16 10:30 | 03/01/16 12:41 | CCE |
| Total Solids by Method 2540 G-2011 | WG853016 | 1 | 03/01/16 12:30 | 03/01/16 12:38 | MEL |

## R23P079Q-POSTXCSSD22-B L820591-06 Solid

Collected by: Elizabeth M. | Collected date/time: 02/29/16 06:55 | Received date/time: 03/01/16 09:00

| Method | Batch | Dilution | Preparation date/time | Analysis date/time | Analyst |
|---|---|---|---|---|---|
| Metals (ICP) by Method 6010B | WG853024 | 1 | 03/01/16 10:30 | 03/01/16 12:44 | CCE |
| Total Solids by Method 2540 G-2011 | WG853016 | 1 | 03/01/16 12:30 | 03/01/16 12:38 | MEL |

## R23P079Q-POSTXCSSD22-C L820591-07 Solid

Collected by: Elizabeth M. | Collected date/time: 02/29/16 06:57 | Received date/time: 03/01/16 09:00

| Method | Batch | Dilution | Preparation date/time | Analysis date/time | Analyst |
|---|---|---|---|---|---|
| Metals (ICP) by Method 6010B | WG853024 | 1 | 03/01/16 10:30 | 03/01/16 12:47 | CCE |
| Total Solids by Method 2540 G-2011 | WG853016 | 1 | 03/01/16 12:30 | 03/01/16 12:38 | MEL |

## R23P079Q-POSTXCSSD22-D L820591-08 Solid

Collected by: Elizabeth M.
Collected date/time: 02/29/16 07:10
Received date/time: 03/01/16 09:00

| Method | Batch | Dilution | Preparation date/time | Analysis date/time | Analyst |
|---|---|---|---|---|---|
| Metals (ICP) by Method 6010B | WG853024 | 1 | 03/01/16 10:30 | 03/01/16 12:50 | CCE |
| Total Solids by Method 2540 G-2011 | WG853016 | 1 | 03/01/16 12:30 | 03/01/16 12:38 | MEL |

## R23P079Q-POSTXCSSF10-A L820591-09 Solid

Collected by: Elizabeth M.
Collected date/time: 02/29/16 07:20
Received date/time: 03/01/16 09:00

| Method | Batch | Dilution | Preparation date/time | Analysis date/time | Analyst |
|---|---|---|---|---|---|
| Metals (ICP) by Method 6010B | WG853024 | 1 | 03/01/16 10:30 | 03/01/16 12:53 | CCE |
| Total Solids by Method 2540 G-2011 | WG853016 | 1 | 03/01/16 12:30 | 03/01/16 12:38 | MEL |

## R23P079Q-POSTXCSSF10-B L820591-10 Solid

Collected by: Elizabeth M.
Collected date/time: 02/29/16 07:25
Received date/time: 03/01/16 09:00

| Method | Batch | Dilution | Preparation date/time | Analysis date/time | Analyst |
|---|---|---|---|---|---|
| Metals (ICP) by Method 6010B | WG853024 | 1 | 03/01/16 10:30 | 03/01/16 12:56 | CCE |
| Total Solids by Method 2540 G-2011 | WG853016 | 1 | 03/01/16 12:30 | 03/01/16 12:38 | MEL |

## R23P079Q-POSTXCSSF10-C L820591-11 Solid

Collected by: Elizabeth M.
Collected date/time: 02/29/16 07:30
Received date/time: 03/01/16 09:00

| Method | Batch | Dilution | Preparation date/time | Analysis date/time | Analyst |
|---|---|---|---|---|---|
| Metals (ICP) by Method 6010B | WG853024 | 1 | 03/01/16 10:30 | 03/01/16 12:59 | CCE |
| Total Solids by Method 2540 G-2011 | WG853022 | 1 | 03/01/16 13:25 | 03/01/16 13:33 | MEL |

## R23P079Q-POSTXCSSF10-D L820591-12 Solid

Collected by: Elizabeth M.
Collected date/time: 02/29/16 07:35
Received date/time: 03/01/16 09:00

| Method | Batch | Dilution | Preparation date/time | Analysis date/time | Analyst |
|---|---|---|---|---|---|
| Metals (ICP) by Method 6010B | WG853024 | 1 | 03/01/16 10:30 | 03/01/16 13:08 | CCE |
| Total Solids by Method 2540 G-2011 | WG853022 | 1 | 03/01/16 13:25 | 03/01/16 13:33 | MEL |

## R2SEP223Q-POSTXCSSA25-A L820591-13 Solid

Collected by: Elizabeth M.
Collected date/time: 02/29/16 08:00
Received date/time: 03/01/16 09:00

| Method | Batch | Dilution | Preparation date/time | Analysis date/time | Analyst |
|---|---|---|---|---|---|
| Metals (ICP) by Method 6010B | WG853024 | 1 | 03/01/16 10:30 | 03/01/16 13:11 | CCE |
| Total Solids by Method 2540 G-2011 | WG853022 | 1 | 03/01/16 13:25 | 03/01/16 13:33 | MEL |

## R23SEP223Q-POSTXCSSA25-B L820591-14 Solid

Collected by: Elizabeth M.
Collected date/time: 02/29/16 08:30
Received date/time: 03/01/16 09:00

| Method | Batch | Dilution | Preparation date/time | Analysis date/time | Analyst |
|---|---|---|---|---|---|
| Metals (ICP) by Method 6010B | WG853024 | 1 | 03/01/16 10:30 | 03/01/16 13:14 | CCE |
| Total Solids by Method 2540 G-2011 | WG853022 | 1 | 03/01/16 13:25 | 03/01/16 13:33 | MEL |

## R23P079Q-POSTXCSSD22-CS L820591-15 Solid

Collected by: Elizabeth M.
Collected date/time: 02/29/16 07:00
Received date/time: 03/01/16 09:00

| Method | Batch | Dilution | Preparation date/time | Analysis date/time | Analyst |
|---|---|---|---|---|---|
| Metals (ICP) by Method 6010B | WG853024 | 1 | 03/01/16 10:30 | 03/01/16 13:17 | CCE |
| Total Solids by Method 2540 G-2011 | WG853022 | 1 | 03/01/16 13:25 | 03/01/16 13:33 | MEL |

## R23P079Q-POSTXCSSD22-DUP L820591-16 Solid

Collected by: Elizabeth M.
Collected date/time: 02/29/16 07:05
Received date/time: 03/01/16 09:00

| Method | Batch | Dilution | Preparation date/time | Analysis date/time | Analyst |
|---|---|---|---|---|---|
| Metals (ICP) by Method 6010B | WG853024 | 1 | 03/01/16 10:30 | 03/01/16 13:20 | CCE |
| Total Solids by Method 2540 G-2011 | WG853022 | 1 | 03/01/16 13:25 | 03/01/16 13:33 | MEL |

## R23P079Q-RINSE13 L820591-17 GW

Collected by: Elizabeth M.
Collected date/time: 02/29/16 07:15
Received date/time: 03/01/16 09:00

| Method | Batch | Dilution | Preparation date/time | Analysis date/time | Analyst |
|---|---|---|---|---|---|
| Metals (ICP) by Method 6010B | WG853046 | 1 | 03/01/16 13:01 | 03/01/16 16:40 | ST |

## R23P079Q-RINSE14 L820591-18 GW

Collected by: Elizabeth M.
Collected date/time: 02/29/16 08:35
Received date/time: 03/01/16 09:00

| Method | Batch | Dilution | Preparation date/time | Analysis date/time | Analyst |
|---|---|---|---|---|---|
| Metals (ICP) by Method 6010B | WG853046 | 1 | 03/01/16 13:01 | 03/01/16 16:43 | ST |

1 Cp
2 Tc
3 Ss
4 Cn
5 Sr
6 Qc
7 Gl
8 Al
9 Sc

All sample aliquots were received at the correct temperature, in the proper containers, with the appropriate preservatives, and within method specified holding times. All MDL (LOD) and RDL (LOQ) values reported for environmental samples have been corrected for the dilution factor used in the analysis. All Method and Batch Quality Control are within established criteria except where addressed in this case narrative, a non-conformance form or properly qualified within the sample results. By my digital signature below, I affirm to the best of my knowledge, all problems/anomalies observed by the laboratory as having the potential to affect the quality of the data have been identified by the laboratory, and no information or data have been knowingly withheld that would affect the quality of the data.

Daphne R Richards

Daphne Richards
Technical Service Representative

## Total Solids by Method 2540 G-2011

| Analyte | Result % | Qualifier | Dilution | Analysis date / time | Batch |
|---|---|---|---|---|---|
| Total Solids | 87.2 | | 1 | 03/01/2016 12:38 | WG853016 |

## Metals (ICP) by Method 6010B

| Analyte | Result (dry) mg/kg | Qualifier | RDL (dry) mg/kg | Dilution | Analysis date / time | Batch |
|---|---|---|---|---|---|---|
| Antimony | ND | | 2.29 | 1 | 03/01/2016 12:06 | WG853024 |
| Lead | 18.5 | | 0.574 | 1 | 03/01/2016 12:06 | WG853024 |

## Total Solids by Method 2540 G-2011

| Analyte | Result % | Qualifier | Dilution | Analysis date / time | Batch |
|---|---|---|---|---|---|
| Total Solids | 86.4 | | 1 | 03/01/2016 12:38 | WG853016 |

## Metals (ICP) by Method 6010B

| Analyte | Result (dry) mg/kg | Qualifier | RDL (dry) mg/kg | Dilution | Analysis date / time | Batch |
|---|---|---|---|---|---|---|
| Antimony | ND | | 2.31 | 1 | 03/01/2016 12:32 | WG853024 |
| Lead | 15.0 | | 0.578 | 1 | 03/01/2016 12:32 | WG853024 |

## Total Solids by Method 2540 G-2011

| Analyte | Result % | Qualifier | Dilution | Analysis date / time | Batch |
|---|---|---|---|---|---|
| Total Solids | 85.5 | | 1 | 03/01/2016 12:38 | WG853016 |

## Metals (ICP) by Method 6010B

| Analyte | Result (dry) mg/kg | Qualifier | RDL (dry) mg/kg | Dilution | Analysis date / time | Batch |
|---|---|---|---|---|---|---|
| Antimony | ND | | 2.34 | 1 | 03/01/2016 12:35 | WG853024 |
| Lead | 30.6 | | 0.585 | 1 | 03/01/2016 12:35 | WG853024 |

## Total Solids by Method 2540 G-2011

| Analyte | Result % | Qualifier | Dilution | Analysis date / time | Batch |
|---|---|---|---|---|---|
| Total Solids | 84.9 | | 1 | 03/01/2016 12:38 | WG853016 |

## Metals (ICP) by Method 6010B

| Analyte | Result (dry) mg/kg | Qualifier | RDL (dry) mg/kg | Dilution | Analysis date / time | Batch |
|---|---|---|---|---|---|---|
| Antimony | ND | | 2.36 | 1 | 03/01/2016 12:38 | WG853024 |
| Lead | 28.6 | | 0.589 | 1 | 03/01/2016 12:38 | WG853024 |

## Total Solids by Method 2540 G-2011

| Analyte | Result % | Qualifier | Dilution | Analysis date / time | Batch |
|---|---|---|---|---|---|
| Total Solids | 86.8 | | 1 | 03/01/2016 12:38 | WG853016 |

## Metals (ICP) by Method 6010B

| Analyte | Result (dry) mg/kg | Qualifier | RDL (dry) mg/kg | Dilution | Analysis date / time | Batch |
|---|---|---|---|---|---|---|
| Antimony | 5.61 | | 2.30 | 1 | 03/01/2016 12:41 | WG853024 |
| Lead | 798 | | 0.576 | 1 | 03/01/2016 12:41 | WG853024 |

## Total Solids by Method 2540 G-2011

| Analyte | Result % | Qualifier | Dilution | Analysis date / time | Batch |
|---|---|---|---|---|---|
| Total Solids | 86.9 | | 1 | 03/01/2016 12:38 | WG853016 |

## Metals (ICP) by Method 6010B

| Analyte | Result (dry) mg/kg | Qualifier | RDL (dry) mg/kg | Dilution | Analysis date / time | Batch |
|---|---|---|---|---|---|---|
| Antimony | ND | | 2.30 | 1 | 03/01/2016 12:44 | WG853024 |
| Lead | 25.9 | | 0.575 | 1 | 03/01/2016 12:44 | WG853024 |

## Total Solids by Method 2540 G-2011

| Analyte | Result % | Qualifier | Dilution | Analysis date / time | Batch |
|---|---|---|---|---|---|
| Total Solids | 87.5 | | 1 | 03/01/2016 12:38 | WG853016 |

## Metals (ICP) by Method 6010B

| Analyte | Result (dry) mg/kg | Qualifier | RDL (dry) mg/kg | Dilution | Analysis date / time | Batch |
|---|---|---|---|---|---|---|
| Antimony | ND | | 2.29 | 1 | 03/01/2016 12:47 | WG853024 |
| Lead | 19.7 | | 0.571 | 1 | 03/01/2016 12:47 | WG853024 |

## Total Solids by Method 2540 G-2011

| Analyte | Result % | Qualifier | Dilution | Analysis date / time | Batch |
|---|---|---|---|---|---|
| Total Solids | 88.5 | | 1 | 03/01/2016 12:38 | WG853016 |

## Metals (ICP) by Method 6010B

| Analyte | Result (dry) mg/kg | Qualifier | RDL (dry) mg/kg | Dilution | Analysis date / time | Batch |
|---|---|---|---|---|---|---|
| Antimony | ND | | 2.26 | 1 | 03/01/2016 12:50 | WG853024 |
| Lead | 27.5 | | 0.565 | 1 | 03/01/2016 12:50 | WG853024 |

## Total Solids by Method 2540 G-2011

| Analyte | Result % | Qualifier | Dilution | Analysis date / time | Batch |
|---|---|---|---|---|---|
| Total Solids | 84.9 | | 1 | 03/01/2016 12:38 | WG853016 |

## Metals (ICP) by Method 6010B

| Analyte | Result (dry) mg/kg | Qualifier | RDL (dry) mg/kg | Dilution | Analysis date / time | Batch |
|---|---|---|---|---|---|---|
| Antimony | ND | | 2.36 | 1 | 03/01/2016 12:53 | WG853024 |
| Lead | 15.2 | | 0.589 | 1 | 03/01/2016 12:53 | WG853024 |

## Total Solids by Method 2540 G-2011

| Analyte | Result % | Qualifier | Dilution | Analysis date / time | Batch |
|---|---|---|---|---|---|
| Total Solids | 84.7 | | 1 | 03/01/2016 12:38 | WG853016 |

## Metals (ICP) by Method 6010B

| Analyte | Result (dry) mg/kg | Qualifier | RDL (dry) mg/kg | Dilution | Analysis date / time | Batch |
|---|---|---|---|---|---|---|
| Antimony | ND | | 2.36 | 1 | 03/01/2016 12:56 | WG853024 |
| Lead | 29.0 | | 0.590 | 1 | 03/01/2016 12:56 | WG853024 |

## Total Solids by Method 2540 G-2011

| Analyte | Result % | Qualifier | Dilution | Analysis date / time | Batch |
|---|---|---|---|---|---|
| Total Solids | 83.1 | | 1 | 03/01/2016 13:33 | WG853022 |

## Metals (ICP) by Method 6010B

| Analyte | Result (dry) mg/kg | Qualifier | RDL (dry) mg/kg | Dilution | Analysis date / time | Batch |
|---|---|---|---|---|---|---|
| Antimony | ND | | 2.41 | 1 | 03/01/2016 12:59 | WG853024 |
| Lead | 14.0 | | 0.602 | 1 | 03/01/2016 12:59 | WG853024 |

## Total Solids by Method 2540 G-2011

| Analyte | Result % | Qualifier | Dilution | Analysis date / time | Batch |
|---|---|---|---|---|---|
| Total Solids | 82.2 | | 1 | 03/01/2016 13:33 | WG853022 |

## Metals (ICP) by Method 6010B

| Analyte | Result (dry) mg/kg | Qualifier | RDL (dry) mg/kg | Dilution | Analysis date / time | Batch |
|---|---|---|---|---|---|---|
| Antimony | ND | | 2.43 | 1 | 03/01/2016 13:08 | WG853024 |
| Lead | 24.7 | | 0.608 | 1 | 03/01/2016 13:08 | WG853024 |

## Total Solids by Method 2540 G-2011

| Analyte | Result % | Qualifier | Dilution | Analysis date / time | Batch |
|---|---|---|---|---|---|
| Total Solids | 87.9 | | 1 | 03/01/2016 13:33 | WG853022 |

## Metals (ICP) by Method 6010B

| Analyte | Result (dry) mg/kg | Qualifier | RDL (dry) mg/kg | Dilution | Analysis date / time | Batch |
|---|---|---|---|---|---|---|
| Antimony | ND | | 2.28 | 1 | 03/01/2016 13:11 | WG853024 |
| Lead | 43.7 | | 0.569 | 1 | 03/01/2016 13:11 | WG853024 |

## Total Solids by Method 2540 G-2011

| Analyte | Result % | Qualifier | Dilution | Analysis date / time | Batch |
|---|---|---|---|---|---|
| Total Solids | 88.5 | | 1 | 03/01/2016 13:33 | WG853022 |

## Metals (ICP) by Method 6010B

| Analyte | Result (dry) mg/kg | Qualifier | RDL (dry) mg/kg | Dilution | Analysis date / time | Batch |
|---|---|---|---|---|---|---|
| Antimony | ND | | 2.26 | 1 | 03/01/2016 13:14 | WG853024 |
| Lead | 12.5 | | 0.565 | 1 | 03/01/2016 13:14 | WG853024 |

## Total Solids by Method 2540 G-2011

| Analyte | Result % | Qualifier | Dilution | Analysis date / time | Batch |
|---|---|---|---|---|---|
| Total Solids | 87.5 | | 1 | 03/01/2016 13:33 | WG853022 |

## Metals (ICP) by Method 6010B

| Analyte | Result (dry) mg/kg | Qualifier | RDL (dry) mg/kg | Dilution | Analysis date / time | Batch |
|---|---|---|---|---|---|---|
| Antimony | ND | | 2.29 | 1 | 03/01/2016 13:17 | WG853024 |
| Lead | 27.7 | | 0.571 | 1 | 03/01/2016 13:17 | WG853024 |

## Total Solids by Method 2540 G-2011

| Analyte | Result % | Qualifier | Dilution | Analysis date / time | Batch |
|---|---|---|---|---|---|
| Total Solids | 88.6 | | 1 | 03/01/2016 13:33 | WG853022 |

## Metals (ICP) by Method 6010B

| Analyte | Result (dry) mg/kg | Qualifier | RDL (dry) mg/kg | Dilution | Analysis date / time | Batch |
|---|---|---|---|---|---|---|
| Antimony | ND | | 2.26 | 1 | 03/01/2016 13:20 | WG853024 |
| Lead | 27.2 | | 0.565 | 1 | 03/01/2016 13:20 | WG853024 |

## Metals (ICP) by Method 6010B

| Analyte | Result mg/l | Qualifier | RDL mg/l | Dilution | Analysis date / time | Batch |
|---|---|---|---|---|---|---|
| Antimony | ND | | 0.0100 | 1 | 03/01/2016 16:40 | WG853046 |
| Lead | ND | | 0.00500 | 1 | 03/01/2016 16:40 | WG853046 |

## Metals (ICP) by Method 6010B

| Analyte | Result mg/l | Qualifier | RDL mg/l | Dilution | Analysis date / time | Batch |
|---|---|---|---|---|---|---|
| Antimony | ND | | 0.0100 | 1 | 03/01/2016 16:43 | WG853046 |
| Lead | ND | | 0.00500 | 1 | 03/01/2016 16:43 | WG853046 |

1 Cp
2 Tc
3 Ss
4 Cn
5 Sr
6 Qc
7 Gl
8 Al
9 Sc

## Method Blank (MB)

(MB) 03/01/16 12:38

| Analyte | MB Result % | MB Qualifier | MB RDL % |
|---|---|---|---|
| Total Solids | 0.000100 | | |

## L820591-03 Original Sample (OS) • Duplicate (DUP)

(OS) 03/01/16 12:38 • (DUP) 03/01/16 12:38

| Analyte | Original Result % | DUP Result % | Dilution | DUP RPD % | DUP Qualifier | DUP RPD Limits % |
|---|---|---|---|---|---|---|
| Total Solids | 85.5 | 84.7 | 1 | 0.919 | | 5 |

## Laboratory Control Sample (LCS)

(LCS) 03/01/16 12:38

| Analyte | Spike Amount % | LCS Result % | LCS Rec. % | Rec. Limits % | LCS Qualifier |
|---|---|---|---|---|---|
| Total Solids | 50.0 | 50.0 | 100 | 85.0-115 | |

## Method Blank (MB)

(MB) 03/01/16 13:33

| Analyte | MB Result % | MB Qualifier | MB RDL % |
|---|---|---|---|
| Total Solids | 0.000300 | | |

## L820591-16 Original Sample (OS) • Duplicate (DUP)

(OS) 03/01/16 13:33 • (DUP) 03/01/16 13:33

| Analyte | Original Result % | DUP Result % | Dilution | DUP RPD % | DUP Qualifier | DUP RPD Limits % |
|---|---|---|---|---|---|---|
| Total Solids | 88.6 | 89.1 | 1 | 0.642 | | 5 |

## Laboratory Control Sample (LCS)

(LCS) 03/01/16 13:33

| Analyte | Spike Amount % | LCS Result % | LCS Rec. % | Rec. Limits % | LCS Qualifier |
|---|---|---|---|---|---|
| Total Solids | 50.0 | 50.0 | 100 | 85.0-115 | |

## Method Blank (MB)

(MB) 03/01/16 11:57

| Analyte | MB Result mg/kg | MB Qualifier | MB RDL mg/kg |
|---|---|---|---|
| Antimony | ND | | 2.00 |
| Lead | ND | | 0.500 |

## Laboratory Control Sample (LCS) • Laboratory Control Sample Duplicate (LCSD)

(LCS) 03/01/16 12:00 • (LCSD) 03/01/16 12:03

| Analyte | Spike Amount mg/kg | LCS Result mg/kg | LCSD Result mg/kg | LCS Rec. % | LCSD Rec. % | Rec. Limits % | LCS Qualifier | LCSD Qualifier | RPD % | RPD Limits % |
|---|---|---|---|---|---|---|---|---|---|---|
| Antimony | 100 | 97.2 | 101 | 97 | 101 | 80-120 | | | 4 | 20 |
| Lead | 100 | 102 | 107 | 102 | 107 | 80-120 | | | 4 | 20 |

## L820591-01 Original Sample (OS) • Matrix Spike (MS) • Matrix Spike Duplicate (MSD)

(OS) 03/01/16 12:06 • (MS) 03/01/16 12:14 • (MSD) 03/01/16 12:17

| Analyte | Spike Amount mg/kg | Original Result mg/kg | MS Result mg/kg | MSD Result mg/kg | MS Rec. % | MSD Rec. % | Dilution | Rec. Limits % | MS Qualifier | MSD Qualifier | RPD % | RPD Limits % |
|---|---|---|---|---|---|---|---|---|---|---|---|---|
| Antimony | 100 | ND | 78.8 | 77.7 | 79 | 78 | 1 | 75-125 | | | 1 | 20 |
| Lead | 100 | 16.1 | 116 | 108 | 99 | 92 | 1 | 75-125 | | | 6 | 20 |

## Method Blank (MB)

(MB) 03/01/16 15:30

| Analyte | MB Result mg/l | MB Qualifier | MB RDL mg/l |
|---|---|---|---|
| Antimony | ND | | 0.0100 |
| Lead | ND | | 0.00500 |

## Laboratory Control Sample (LCS) • Laboratory Control Sample Duplicate (LCSD)

(LCS) 03/01/16 15:33 • (LCSD) 03/01/16 15:35

| Analyte | Spike Amount mg/l | LCS Result mg/l | LCSD Result mg/l | LCS Rec. % | LCSD Rec. % | Rec. Limits % | LCS Qualifier | LCSD Qualifier | RPD % | RPD Limits % |
|---|---|---|---|---|---|---|---|---|---|---|
| Antimony | 1.00 | 1.03 | 1.05 | 103 | 105 | 80-120 | | | 2 | 20 |
| Lead | 1.00 | 1.02 | 1.00 | 102 | 100 | 80-120 | | | 1 | 20 |

## L820556-11 Original Sample (OS) • Matrix Spike (MS) • Matrix Spike Duplicate (MSD)

(OS) 03/01/16 15:38 • (MS) 03/01/16 15:44 • (MSD) 03/01/16 15:47

| Analyte | Spike Amount mg/l | Original Result mg/l | MS Result mg/l | MSD Result mg/l | MS Rec. % | MSD Rec. % | Dilution | Rec. Limits % | MS Qualifier | MSD Qualifier | RPD % | RPD Limits % |
|---|---|---|---|---|---|---|---|---|---|---|---|---|
| Antimony | 1.00 | ND | 1.02 | 1.03 | 102 | 103 | 1 | 75-125 | | | 0 | 20 |
| Lead | 1.00 | 0.0109 | 1.03 | 1.04 | 102 | 103 | 1 | 75-125 | | | 1 | 20 |

## Abbreviations and Definitions

| | |
|---|---|
| SDG | Sample Delivery Group. |
| MDL | Method Detection Limit. |
| RDL | Reported Detection Limit. |
| ND,U | Not detected at the Reporting Limit (or MDL where applicable). |
| RPD | Relative Percent Difference. |
| (dry) | Results are reported based on the dry weight of the sample. [this will only be present on a dry report basis for soils]. |
| Original Sample | The non-spiked sample in the prep batch used to determine the Relative Percent Difference (RPD) from a quality control sample. The Original Sample may not be included within the reported SDG. |
| (S) | Surrogate (Surrogate Standard) - Analytes added to every blank, sample, Laboratory Control Sample/Duplicate and Matrix Spike/Duplicate; used to evaluate analytical efficiency by measuring recovery. Surrogates are not expected to be detected in all environmental media. |
| Rec. | Recovery. |
| SDL | Sample Detection Limit. |
| MQL | Method Quantitation Limit. |
| Unadj. MQL | Unadjusted Method Quantitation Limit. |

| Qualifier | Description |
|---|---|
| | The remainder of this page intentionally left blank, there are no qualifiers applied to this SDG. |

# ACCREDITATIONS & LOCATIONS

ONE LAB. NATIONWIDE.

ESC Lab Sciences is the only environmental laboratory accredited/certified to support your work nationwide from one location. One phone call, one point of contact, one laboratory. No other lab is as accessible or prepared to handle your needs throughout the country. Our capacity and capability from our single location laboratory is comparable to the collective totals of the network laboratories in our industry. The most significant benefit to our "one location" design is the design of our laboratory campus. The model is conducive to accelerated productivity, decreasing turn-around time, and preventing cross contamination, thus protecting sample integrity. Our focus on premium quality and prompt service allows us to be **YOUR LAB OF CHOICE.**

***** Not all certifications held by the laboratory are applicable to the results reported in the attached report.



## State Accreditations

| | |
|---|---|
| Alabama | 40660 |
| Alaska | UST-080 |
| Arizona | AZ0612 |
| Arkansas | 88-0469 |
| California | 01157CA |
| Colorado | TN00003 |
| Conneticut | PH-0197 |
| Florida | E87487 |
| Georgia | NELAP |
| Georgia [1] | 923 |
| Idaho | TN00003 |
| Illinois | 200008 |
| Indiana | C-TN-01 |
| Iowa | 364 |
| Kansas | E-10277 |
| Kentucky [1] | 90010 |
| Kentucky [2] | 16 |
| Louisiana | AI30792 |
| Maine | TN0002 |
| Maryland | 324 |
| Massachusetts | M-TN003 |
| Michigan | 9958 |
| Minnesota | 047-999-395 |
| Mississippi | TN00003 |
| Missouri | 340 |
| Montana | CERT0086 |
| Nebraska | NE-OS-15-05 |
| Nevada | TN-03-2002-34 |
| New Hampshire | 2975 |
| New Jersey–NELAP | TN002 |
| New Mexico | TN00003 |
| New York | 11742 |
| North Carolina | Env375 |
| North Carolina [1] | DW21704 |
| North Carolina [2] | 41 |
| North Dakota | R-140 |
| Ohio–VAP | CL0069 |
| Oklahoma | 9915 |
| Oregon | TN200002 |
| Pennsylvania | 68-02979 |
| Rhode Island | 221 |
| South Carolina | 84004 |
| South Dakota | n/a |
| Tennessee [1 4] | 2006 |
| Texas | T 104704245-07-TX |
| Texas [5] | LAB0152 |
| Utah | 6157585858 |
| Vermont | VT2006 |
| Virginia | 109 |
| Washington | C1915 |
| West Virginia | 233 |
| Wisconsin | 9980939910 |
| Wyoming | A2LA |

## Third Party & Federal Accreditations

| | |
|---|---|
| A2LA – ISO 17025 | 1461.01 |
| A2LA – ISO 17025 [5] | 1461.02 |
| Canada | 1461.01 |
| EPA–Crypto | TN00003 |
| AIHA | 100789 |
| DOD | 1461.01 |
| USDA | S-67674 |

[1] Drinking Water [2] Underground Storage Tanks [3] Aquatic Toxicity [4] Chemical/Microbiological [5] Mold [n/a] Accreditation not applicable

## Our Locations

ESC Lab Sciences has sixty-four client support centers that provide sample pickup and/or the delivery of sampling supplies. If you would like assistance from one of our support offices, please contact our main office. **ESC Lab Sciences performs all testing at our central laboratory.**

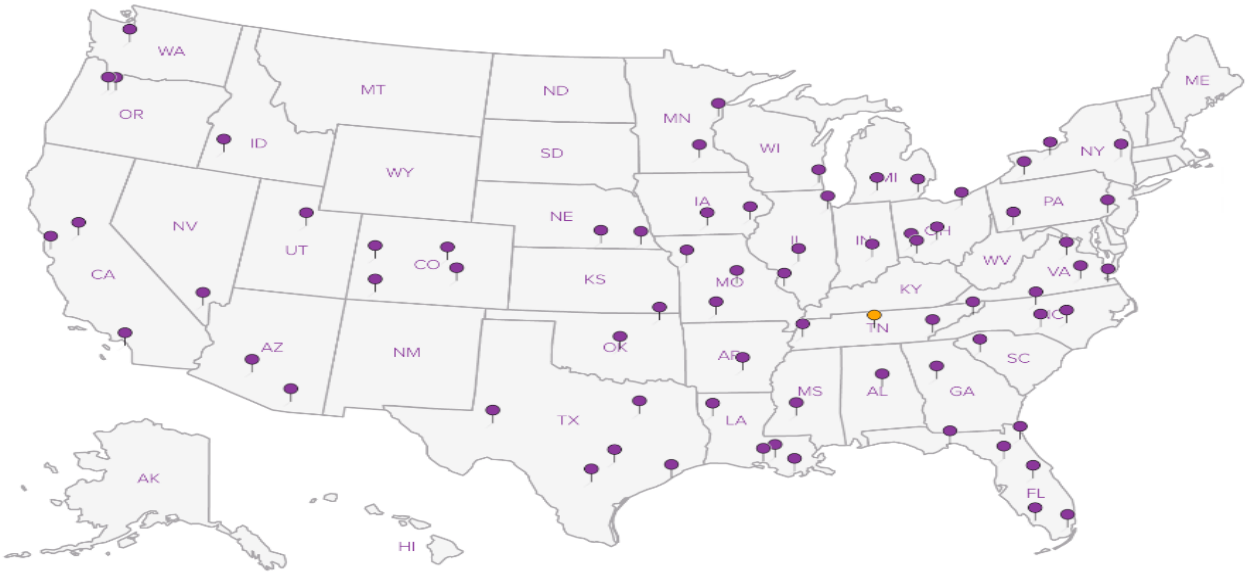

**Envirocon**
101 International Dr
~~651 Corporate Circle Ste 114~~
~~Golden, CO 80020~~
Missoula, MT 59808

Billing Information:
~~Gene McNutt~~
~~651 Corporate Circle Ste 114~~
~~Golden, CO 80020~~

Report to: Elizabeth Milodragovich
Email To: lmilodragovich@envirocon.com

Project Description: BBGRR23 Ft. McClellan
City/State Collected: Anniston, AL

Phone: ~~303-215-0187~~
Fax: 406 565 7576
Client Project #: 1495001
Lab Project #:

Collected by (print): Elizabeth Milodragovich
Site/Facility ID #: Range 23
P.O. #: ENVIRONGCO-121014S

Collected by (signature):
Immediately Packed on Ice N X Y ___

Rush? (Lab MUST Be Notified)
___ Same Day ....200%
X Next Day ....100%
___ Two Day ....50%
___ Three Day ....25%

Date Results Needed
Email? ___No X Yes
FAX? ___No ___Yes

Analysis / Container / Preservative: 6010B-Pb, Sb

| Sample ID | Comp/Grab | Matrix * | Depth | Date | Time | No. of Cntrs | 6010B-Pb, Sb | Rem./Contaminant | Sample # (lab only) |
|---|---|---|---|---|---|---|---|---|---|
| R23P079Q-POSTXCSSA8-A | Comp | SS | | 2/29/16 | 6:30 | 1 | X | | 01 |
| R23P079Q-POSTXCSSA8-B | | | | | 6:35 | 1 | X | | 02 |
| R23P079Q-POSTXCSSA8-C | | | | | 6:40 | 1 | X | | 03 |
| R23P079Q-POSTXCSSA8-D | | | | | 6:45 | 1 | X | | 04 |
| R23P079Q-POSTXCSSD22-A | | | | | 6:50 | 1 | X | | 05 |
| R23P079Q-POSTXCSSD22-B | | | | | 6:55 | 1 | X | | 06 |
| R23P079Q-POSTXCSSD22-C | | | | | 6:57 | 1 | X | | 07 |
| R23P079Q-POSTXCSSD22-D | | | | | 7:10 | 1 | X | | 08 |
| R23P079Q-POSTXCSSF10-A | | | | | 7:20 | 1 | X | | 09 |
| R23P079Q-POSTXCSSF10-B | | | | | 7:25 | 1 | X | | 10 |

* Matrix: SS - Soil GW - Groundwater WW - WasteWater DW - Drinking Water OT - Other_____

Remarks:

pH _____ Temp _____
Flow _____ Other _____

Hold #

| Relinquished by : (Signature) | Date: | Time: | Received by: (Signature) | Samples returned via: ☐ UPS ☒ FedEx ☐ Courier ☐ ____ | Condition: (lab use only) |
|---|---|---|---|---|---|
| | 2/29/16 | 12:00 | 6523 5223 5170 | | |
| Relinquished by : (Signature) | Date: | Time: | Received by: (Signature) | Temp: 2.4 °C Bottles Received: 18 | COC Seal Intact: ___Y ___N ___NA |
| Relinquished by : (Signature) | Date: | Time: | Received for lab by: (Signature) | Date: 3/1/16 Time: 0900 | pH Checked: 2 NCF: |

Chain of Custody Page 1 of 2

ESC LAB SCIENCES
YOUR LAB OF CHOICE
12065 Lebanon Rd
Mount Juliet, TN 37122
Phone: 615-758-5858
Phone: 800-767-5859
Fax: 615-758-5859

L# 820591
Table # E048
Acctnum: ENVIRONGCO
Template:
Prelogin:
TSR: 288 - Daphne Richards
PB:
Shipped Via:

Chain of Custody Page 2 of 2

ESC LAB SCIENCES
YOUR LAB OF CHOICE
12065 Lebanon Rd
Mount Juliet, TN 37122
Phone: 615-758-5858
Phone: 800-767-5859
Fax: 615-758-5859

L # 826591
Table #
Acctnum: ENVIRONGCO
Template:
Prelogin:
TSR: 288 - Daphne Richards
PB:
Shipped Via:

**Envirocon**
101 International Dr
~~651 Corporate Circle Ste 114~~
~~Golden, CO 80020~~
Missoula, MT 59808

Billing Information:
~~Gene McNutt~~
~~651 Corporate Circle Ste 114~~
~~Golden, CO 80020~~

Report to: Elizabeth Milodragovich
Email To: lmilodragovich@envirocon.com
Project Description: BBGRR23 Ft. McClellan
City/State Collected: Anniston, AL
Phone: ~~303 215 0187~~
Fax: 4065657576
Client Project # 1495001
Lab Project #
Collected by (print): Elizabeth Milodragovich
Site/Facility ID # Range 23
P.O. # ENVIRONGCO-1210145
Collected by (signature):
Immediately Packed on Ice N X Y ___
Rush? (Lab MUST Be Notified)
___ Same Day ....200%
X Next Day ....100%
___ Two Day ....50%
___ Three Day ....25%
Date Results Needed
Email? ___No X Yes
FAX? ___No ___Yes

Analysis / Container / Preservative: 8260B-pb,8

| Sample ID | Comp/Grab | Matrix * | Depth | Date | Time | No. of Cntrs | 8260B-pb,8 | Rem./Contaminant | Sample # (lab only) |
|---|---|---|---|---|---|---|---|---|---|
| R23P079Q-POSTXCSSF10-C | Comp | SS | | 2/29/16 | 7:30 | 1 | X | | 11 |
| R23P079Q-POSTXCSSF10-D | | | | | 7:35 | 1 | X | | 12 |
| R25EP223Q-POSTXCSSA25-A | | | | | 8:00 | 1 | X | | 13 |
| R25EP223Q-POSTXCSSA25-B | | | | | 8:30 | 1 | X | | 14 |
| R23P079Q-POSTXCSSD22-CS | | | | | 7:00 | 1 | X | | 15 |
| R23P079Q-POSTXCSSD22-CDup | | | | | 7:05 | 1 | X | | 16 |
| R23P079Q-RINSE13 | | WW | | | 7:15 | 1 | X | | 17 |
| R23P079Q-RINSE14 | | WW | | | 8:35 | 1 | X | | 18 |

* Matrix: SS - Soil GW - Groundwater WW - WasteWater DW - Drinking Water OT - Other ___

Remarks: Rinse samples preserved w/ nitric

pH ___ Temp ___
Flow ___ Other ___

| Relinquished by : (Signature) | Date: | Time: | Received by: (Signature) |
|---|---|---|---|
| | 2/29/16 | 12:00 | 6573 5223 5120 |
| Relinquished by : (Signature) | Date: | Time: | Received by: (Signature) |
| Relinquished by : (Signature) | Date: | Time: | Received for lab by: (Signature) |

Samples returned via: ☐ UPS X FedEx ☐ Courier ☐ ___
Temp: 2.7 °C Bottles Received: 18
Date: 3/1/16 Time: 0900

Hold #
Condition: (lab use only)
COC Seal Intact: ___Y ___N ___NA
pH Checked: <2
NCF:

# ANALYTICAL REPORT

March 07, 2016

## Envirocon

| | |
|---|---|
| Sample Delivery Group: | L821135 |
| Samples Received: | 03/03/2016 |
| Project Number: | 1495001 |
| Description: | BBG RR23 Ft. McClellan |
| Site: | RANGE 23 |
| Report To: | Liz Milodragovich<br>7878 Wadsworth Blvd, Ste 340<br>Arvada, CO 80003 |

Entire Report Reviewed By: Daphne R Richards

Daphne Richards
Technical Service Representative

Results relate only to the items tested or calibrated and are reported as rounded values. This test report shall not be reproduced, except in full, without written approval of the laboratory. Where applicable, sampling conducted by ESC is performed per guidance provided in laboratory standard operating procedures: 060302, 060303, and 060304.

# TABLE OF CONTENTS

## R23P079Q-TVOESA3-SW6 L821135-01 Waste

| Collected by | Collected date/time | Received date/time |
|---|---|---|
| Elizabeth M. | 03/02/16 13:15 | 03/03/16 09:00 |

| Method | Batch | Dilution | Preparation date/time | Analysis date/time | Analyst |
|---|---|---|---|---|---|
| Mercury by Method 7470A | WG853952 | 1 | 03/04/16 18:45 | 03/05/16 08:31 | TRB |
| Metals (ICP) by Method 6010B | WG853958 | 1 | 03/04/16 14:05 | 03/04/16 22:42 | WBD |
| Preparation by Method 1311 | WG853732 | 1 | 03/03/16 15:40 | 03/03/16 15:41 | LJN |

1 Cp
2 Tc
3 Ss
4 Cn
5 Sr
6 Qc
7 Gl
8 Al
9 Sc

All sample aliquots were received at the correct temperature, in the proper containers, with the appropriate preservatives, and within method specified holding times. All MDL (LOD) and RDL (LOQ) values reported for environmental samples have been corrected for the dilution factor used in the analysis. All Method and Batch Quality Control are within established criteria except where addressed in this case narrative, a non-conformance form or properly qualified within the sample results. By my digital signature below, I affirm to the best of my knowledge, all problems/anomalies observed by the laboratory as having the potential to affect the quality of the data have been identified by the laboratory, and no information or data have been knowingly withheld that would affect the quality of the data.

Daphne R Richards

Daphne Richards
Technical Service Representative

## Preparation by Method 1311

| Analyte | Result | Qualifier | Prep date / time | Batch |
|---|---|---|---|---|
| TCLP Extraction | - | | 3/3/2016 3:40:31 PM | WG853732 |

## Mercury by Method 7470A

| Analyte | Result mg/l | Qualifier | RDL mg/l | Limit mg/l | Dilution | Analysis date / time | Batch |
|---|---|---|---|---|---|---|---|
| Mercury | ND | | 0.0100 | 0.20 | 1 | 03/05/2016 08:31 | WG853952 |

## Metals (ICP) by Method 6010B

| Analyte | Result mg/l | Qualifier | RDL mg/l | Limit mg/l | Dilution | Analysis date / time | Batch |
|---|---|---|---|---|---|---|---|
| Arsenic | ND | | 0.450 | 5 | 1 | 03/04/2016 22:42 | WG853958 |
| Barium | 1.35 | | 1.35 | 100 | 1 | 03/04/2016 22:42 | WG853958 |
| Cadmium | ND | | 0.450 | 1 | 1 | 03/04/2016 22:42 | WG853958 |
| Chromium | ND | | 0.450 | 5 | 1 | 03/04/2016 22:42 | WG853958 |
| Lead | 1.56 | | 0.450 | 5 | 1 | 03/04/2016 22:42 | WG853958 |
| Selenium | ND | | 0.450 | 1 | 1 | 03/04/2016 22:42 | WG853958 |
| Silver | ND | | 0.450 | 5 | 1 | 03/04/2016 22:42 | WG853958 |

## Method Blank (MB)

(MB) 03/05/16 08:23

| Analyte | MB Result mg/l | MB Qualifier | MB RDL mg/l |
|---|---|---|---|
| Mercury | ND | | 0.0100 |

## Laboratory Control Sample (LCS) • Laboratory Control Sample Duplicate (LCSD)

(LCS) 03/05/16 08:26 • (LCSD) 03/05/16 08:28

| Analyte | Spike Amount mg/l | LCS Result mg/l | LCSD Result mg/l | LCS Rec. % | LCSD Rec. % | Rec. Limits % | LCS Qualifier | LCSD Qualifier | RPD % | RPD Limits % |
|---|---|---|---|---|---|---|---|---|---|---|
| Mercury | 0.0300 | 0.0298 | 0.0292 | 99 | 97 | 80-120 | | | 2 | 20 |

## L821135-01 Original Sample (OS) • Matrix Spike (MS) • Matrix Spike Duplicate (MSD)

(OS) 03/05/16 08:31 • (MS) 03/05/16 08:33 • (MSD) 03/05/16 08:35

| Analyte | Spike Amount mg/l | Original Result mg/l | MS Result mg/l | MSD Result mg/l | MS Rec. % | MSD Rec. % | Dilution | Rec. Limits % | MS Qualifier | MSD Qualifier | RPD % | RPD Limits % |
|---|---|---|---|---|---|---|---|---|---|---|---|---|
| Mercury | 0.0300 | ND | 0.0305 | 0.0310 | 102 | 103 | 1 | 75-125 | | | 2 | 20 |

# QUALITY CONTROL SUMMARY

L821135-01





## Method Blank (MB)

(MB) 03/04/16 22:33

| Analyte | MB Result mg/l | MB Qualifier | MB RDL mg/l |
|---|---|---|---|
| Arsenic | ND | | 0.450 |
| Barium | ND | | 1.35 |
| Cadmium | ND | | 0.450 |
| Chromium | ND | | 0.450 |
| Lead | ND | | 0.450 |
| Selenium | ND | | 0.450 |
| Silver | ND | | 0.450 |

## Laboratory Control Sample (LCS) • Laboratory Control Sample Duplicate (LCSD)

(LCS) 03/04/16 22:36 • (LCSD) 03/04/16 22:39

| Analyte | Spike Amount mg/l | LCS Result mg/l | LCSD Result mg/l | LCS Rec. % | LCSD Rec. % | Rec. Limits % | LCS Qualifier | LCSD Qualifier | RPD % | RPD Limits % |
|---|---|---|---|---|---|---|---|---|---|---|
| Arsenic | 10.0 | 9.42 | 9.51 | 94 | 95 | 80-120 | | | 1 | 20 |
| Barium | 10.0 | 9.32 | 9.39 | 93 | 94 | 80-120 | | | 1 | 20 |
| Cadmium | 10.0 | 9.61 | 9.68 | 96 | 97 | 80-120 | | | 1 | 20 |
| Chromium | 10.0 | 9.85 | 9.94 | 99 | 99 | 80-120 | | | 1 | 20 |
| Lead | 10.0 | 9.96 | 9.98 | 100 | 100 | 80-120 | | | 0 | 20 |
| Selenium | 10.0 | 9.69 | 9.75 | 97 | 97 | 80-120 | | | 1 | 20 |
| Silver | 10.0 | 9.82 | 9.90 | 98 | 99 | 80-120 | | | 1 | 20 |

## L821135-01 Original Sample (OS) • Matrix Spike (MS) • Matrix Spike Duplicate (MSD)

(OS) 03/04/16 22:42 • (MS) 03/04/16 22:48 • (MSD) 03/04/16 22:51

| Analyte | Spike Amount mg/l | Original Result mg/l | MS Result mg/l | MSD Result mg/l | MS Rec. % | MSD Rec. % | Dilution | Rec. Limits % | MS Qualifier | MSD Qualifier | RPD % | RPD Limits % |
|---|---|---|---|---|---|---|---|---|---|---|---|---|
| Arsenic | 10.0 | 0.0304 | 9.72 | 9.67 | 97 | 96 | 1 | 75-125 | | | 0 | 20 |
| Barium | 10.0 | 1.35 | 10.5 | 10.5 | 92 | 91 | 1 | 75-125 | | | 1 | 20 |
| Cadmium | 10.0 | ND | 9.79 | 9.73 | 98 | 97 | 1 | 75-125 | | | 1 | 20 |
| Chromium | 10.0 | 0.00478 | 9.83 | 9.75 | 98 | 97 | 1 | 75-125 | | | 1 | 20 |
| Lead | 10.0 | 1.56 | 11.5 | 11.4 | 99 | 99 | 1 | 75-125 | | | 0 | 20 |
| Selenium | 10.0 | 0.0117 | 10.2 | 10.1 | 102 | 101 | 1 | 75-125 | | | 1 | 20 |
| Silver | 10.0 | 0.00285 | 10.1 | 10.0 | 101 | 100 | 1 | 75-125 | | | 1 | 20 |

## Abbreviations and Definitions

| | |
|---|---|
| SDG | Sample Delivery Group. |
| MDL | Method Detection Limit. |
| RDL | Reported Detection Limit. |
| ND,U | Not detected at the Reporting Limit (or MDL where applicable). |
| RPD | Relative Percent Difference. |
| (dry) | Results are reported based on the dry weight of the sample. [this will only be present on a dry report basis for soils]. |
| Original Sample | The non-spiked sample in the prep batch used to determine the Relative Percent Difference (RPD) from a quality control sample. The Original Sample may not be included within the reported SDG. |
| (S) | Surrogate (Surrogate Standard) - Analytes added to every blank, sample, Laboratory Control Sample/Duplicate and Matrix Spike/Duplicate; used to evaluate analytical efficiency by measuring recovery. Surrogates are not expected to be detected in all environmental media. |
| Rec. | Recovery. |
| SDL | Sample Detection Limit. |
| MQL | Method Quantitation Limit. |
| Unadj. MQL | Unadjusted Method Quantitation Limit. |

| Qualifier | Description |
|---|---|
| | The remainder of this page intentionally left blank, there are no qualifiers applied to this SDG. |

# ACCREDITATIONS & LOCATIONS

ONE LAB. NATIONWIDE.



ESC Lab Sciences is the only environmental laboratory accredited/certified to support your work nationwide from one location. One phone call, one point of contact, one laboratory. No other lab is as accessible or prepared to handle your needs throughout the country. Our capacity and capability from our single location laboratory is comparable to the collective totals of the network laboratories in our industry. The most significant benefit to our "one location" design is the design of our laboratory campus. The model is conducive to accelerated productivity, decreasing turn-around time, and preventing cross contamination, thus protecting sample integrity. Our focus on premium quality and prompt service allows us to be **YOUR LAB OF CHOICE.**

***** Not all certifications held by the laboratory are applicable to the results reported in the attached report.

## State Accreditations

| | | | |
|---|---|---|---|
| Alabama | 40660 | Nevada | TN-03-2002-34 |
| Alaska | UST-080 | New Hampshire | 2975 |
| Arizona | AZ0612 | New Jersey–NELAP | TN002 |
| Arkansas | 88-0469 | New Mexico | TN00003 |
| California | 01157CA | New York | 11742 |
| Colorado | TN00003 | North Carolina | Env375 |
| Conneticut | PH-0197 | North Carolina [1] | DW21704 |
| Florida | E87487 | North Carolina [2] | 41 |
| Georgia | NELAP | North Dakota | R-140 |
| Georgia [1] | 923 | Ohio–VAP | CL0069 |
| Idaho | TN00003 | Oklahoma | 9915 |
| Illinois | 200008 | Oregon | TN200002 |
| Indiana | C-TN-01 | Pennsylvania | 68-02979 |
| Iowa | 364 | Rhode Island | 221 |
| Kansas | E-10277 | South Carolina | 84004 |
| Kentucky [1] | 90010 | South Dakota | n/a |
| Kentucky [2] | 16 | Tennessee [1 4] | 2006 |
| Louisiana | AI30792 | Texas | T 104704245-07-TX |
| Maine | TN0002 | Texas [5] | LAB0152 |
| Maryland | 324 | Utah | 6157585858 |
| Massachusetts | M-TN003 | Vermont | VT2006 |
| Michigan | 9958 | Virginia | 109 |
| Minnesota | 047-999-395 | Washington | C1915 |
| Mississippi | TN00003 | West Virginia | 233 |
| Missouri | 340 | Wisconsin | 9980939910 |
| Montana | CERT0086 | Wyoming | A2LA |
| Nebraska | NE-OS-15-05 | | |

## Third Party & Federal Accreditations

| | | | |
|---|---|---|---|
| A2LA – ISO 17025 | 1461.01 | AIHA | 100789 |
| A2LA – ISO 17025 [5] | 1461.02 | DOD | 1461.01 |
| Canada | 1461.01 | USDA | S-67674 |
| EPA–Crypto | TN00003 | | |

[1] Drinking Water [2] Underground Storage Tanks [3] Aquatic Toxicity [4] Chemical/Microbiological [5] Mold [n/a] Accreditation not applicable

## Our Locations

ESC Lab Sciences has sixty-four client support centers that provide sample pickup and/or the delivery of sampling supplies. If you would like assistance from one of our support offices, please contact our main office. **ESC Lab Sciences performs all testing at our central laboratory.**

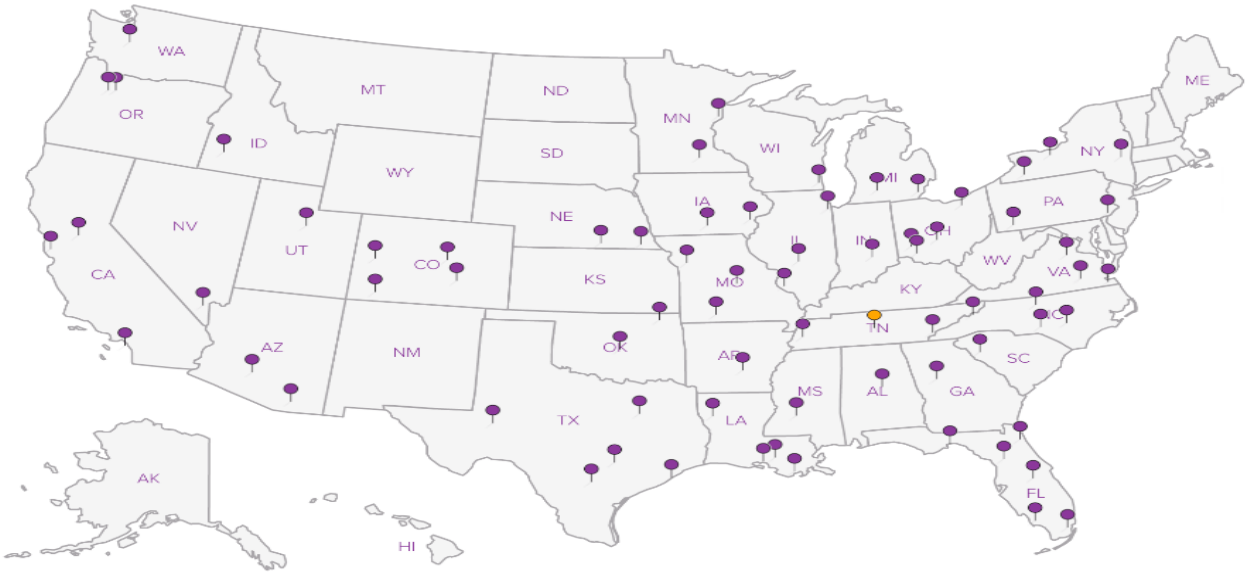

**Envirocon**
101 International Dr
~~651 Corporate Circle Ste 114~~
~~Golden, CO 80020~~
Missoula, MT 59808

Billing Information:
~~Gene McNutt~~
~~651 Corporate Circle Ste 114~~
~~Golden, CO 80020~~

Report to: Elizabeth Milodragovich
Email To: lmilodragovich@envirocon.com
Project Description: BB6RR23 Ft. McClellan
City/State Collected: Anniston, AL
Phone: ~~303-215-0187~~
Fax: 4065657576
Client Project # 1495001
Lab Project #
Collected by (print): Elizabeth Milodragovich
Site/Facility ID # Range 23
P.O. # ENVIRONGCO-121014S
Collected by (signature):
Immediately Packed on Ice N X Y ___

**Rush?** (Lab MUST Be Notified)
___ Same Day ....200%
X Next Day ....100%
___ Two Day ....50%
___ Three Day ....25%

Date Results Needed
Email? ___No X Yes
FAX? ___No ___Yes

Analysis / Container / Preservative: SW8064 Method 1311 RCRA 8 X

| Sample ID | Comp/Grab | Matrix * | Depth | Date | Time | No. of Cntrs | Rem./Contaminant | Sample # (lab only) |
|---|---|---|---|---|---|---|---|---|
| R23P07Q-TV0ESA3-SW06 | Comp | SS | | 3/2/16 | 13:15 | 1 | | 01 |

* Matrix: SS - Soil GW - Groundwater WW - WasteWater DW - Drinking Water OT - Other_____

**Remarks:**

pH _____ Temp _____
Flow _____ Other _____

| Relinquished by : (Signature) | Date: | Time: | Received by: (Signature) |
|---|---|---|---|
| | 3/2/16 | 14:00 | |
| Relinquished by : (Signature) | Date: | Time: | Received by: (Signature) |
| Relinquished by : (Signature) | Date: | Time: | Received for lab by: (Signature) |

Samples returned via: ☐ UPS ☒ FedEx ☐ Courier ☐ ____
Temp: 3.1 °C Bottles Received: 1-4oz
Date: 3/3/16 Time: 0900

Hold #
Condition: OBIO (lab use only)
COC Seal Intact: ___Y ___N ✓NA
pH Checked: NCF:

Chain of Custody Page 1 of 1

ESC LAB SCIENCES
YOUR LAB OF CHOICE
12065 Lebanon Rd
Mount Juliet, TN 37122
Phone: 615-758-5858
Phone: 800-767-5859
Fax: 615-758-5859

L# 821135
G006
Acctnum: ENVIRONGCO
Template:
Prelogin:
TSR: 288 - Daphne Richards
PB:
Shipped Via:

3600 Fremont Ave. N.
Seattle, WA 98103
T: (206) 352-3790
F: (206) 352-7178
info@fremontanalytical.com

**Envirocon**
Elizabeth Milodragovich
101 International Dr.
Missoula, MT 59808

**RE: BBGRR23 Ft. McClellan**
**Lab ID: 1602241**

February 22, 2016

**Attention Elizabeth Milodragovich:**

Fremont Analytical, Inc. received 1 sample(s) on 2/20/2016 for the analyses presented in the following report.

***Polychlorinated Biphenyls (PCB) by EPA 8082***
***Sample Moisture (Percent Moisture)***

This report consists of the following:

- Case Narrative
- Analytical Results
- Applicable Quality Control Summary Reports
- Chain of Custody

All analyses were performed consistent with the Quality Assurance program of Fremont Analytical, Inc. Please contact the laboratory if you should have any questions about the results.

Thank you for using Fremont Analytical.

Sincerely,

Mike Ridgeway
President

**Date:** *02/22/2016*

**CLIENT:** Envirocon
**Project:** BBGRR23 Ft. McClellan
**Lab Order:** 1602241

# Work Order Sample Summary

| Lab Sample ID | Client Sample ID | Date/Time Collected | Date/Time Received |
|---|---|---|---|
| 1602241-001 | R23P079Q-BACK1 | 02/19/2016 11:30 AM | 02/20/2016 7:55 AM |

Note: If no "Time Collected" is supplied, a default of 12:00AM is assigned

# Case Narrative

WO#: **1602241**

Date: **2/22/2016**

**CLIENT:** Envirocon

**Project:** BBGRR23 Ft. McClellan

I. SAMPLE RECEIPT:
Samples receipt information is recorded on the attached Sample Receipt Checklist.

II. GENERAL REPORTING COMMENTS:
Results are reported on a wet weight basis unless dry-weight correction is denoted in the units field on the analytical report ("mg/kg-dry" or "ug/kg-dry").

Matrix Spike (MS) and MS Duplicate (MSD) samples are tested from an analytical batch of "like" matrix to check for possible matrix effect. The MS and MSD will provide site specific matrix data only for those samples which are spiked by the laboratory. The sample chosen for spike purposes may or may not have been a sample submitted in this sample delivery group. The validity of the analytical procedures for which data is reported in this analytical report is determined by the Laboratory Control Sample (LCS) and the Method Blank (MB). The LCS and the MB are processed with the samples and the MS/MSD to ensure method criteria are achieved throughout the entire analytical process.

III. ANALYSES AND EXCEPTIONS:
Exceptions associated with this report will be footnoted in the analytical results page(s) or the quality control summary page(s) and/or noted below.
Prep Comments for METHOD (PREP-PCB-S), SAMPLE (1602241-001A) required Acid Cleanup Procedure (Using Method No 3665A).
Prep Comments for METHOD (PREP-PCB-S), SAMPLE (1602241-001A) required Florisil Cleanup Procedure (Using Method No 3620C).

Qualifiers:

* - Flagged value is not within established control limits
B - Analyte detected in the associated Method Blank
D - Dilution was required
E - Value above quantitation range
H - Holding times for preparation or analysis exceeded
I - Analyte with an internal standard that does not meet established acceptance criteria
J - Analyte detected below Reporting Limit
N - Tentatively Identified Compound (TIC)
Q - Analyte with an initial or continuing calibration that does not meet established acceptance criteria (<20%RSD, <20% Drift or minimum RRF)
S - Spike recovery outside accepted recovery limits
ND - Not detected at the Reporting Limit
R - High relative percent difference observed

Acronyms:

%Rec - Percent Recovery
CCB - Continued Calibration Blank
CCV - Continued Calibration Verification
DF - Dilution Factor
HEM - Hexane Extractable Material
ICV - Initial Calibration Verification
LCS/LCSD - Laboratory Control Sample / Laboratory Control Sample Duplicate
MB or MBLANK - Method Blank
MDL - Method Detection Limit
MS/MSD - Matrix Spike / Matrix Spike Duplicate
PDS - Post Digestion Spike
Ref Val - Reference Value
RL - Reporting Limit
RPD - Relative Percent Difference
SD - Serial Dilution
SGT - Silica Gel Treatment
SPK - Spike
Surr - Surrogate

# Analytical Report

WO#: **1602241**

Date Reported: **2/22/2016**

**Client:** Envirocon

**Collection Date:** 2/19/2016 11:30:00 AM

**Project:** BBGRR23 Ft. McClellan

**Lab ID:** 1602241-001

**Matrix:** Soil

**Client Sample ID:** **R23P079Q-BACK1**

| Analyses | Result | RL | Qual | Units | DF | Date Analyzed |
|---|---|---|---|---|---|---|
| **Polychlorinated Biphenyls (PCB) by EPA 8082** | | | | Batch ID: 13056 | | Analyst: CM |
| Aroclor 1016 | ND | 0.220 | | mg/Kg-dry | 1 | 2/22/2016 11:37:00 AM |
| Aroclor 1221 | ND | 0.220 | | mg/Kg-dry | 1 | 2/22/2016 11:37:00 AM |
| Aroclor 1232 | ND | 0.220 | | mg/Kg-dry | 1 | 2/22/2016 11:37:00 AM |
| Aroclor 1242 | ND | 0.220 | | mg/Kg-dry | 1 | 2/22/2016 11:37:00 AM |
| Aroclor 1248 | ND | 0.220 | | mg/Kg-dry | 1 | 2/22/2016 11:37:00 AM |
| Aroclor 1254 | ND | 0.220 | | mg/Kg-dry | 1 | 2/22/2016 11:37:00 AM |
| Aroclor 1260 | ND | 0.220 | | mg/Kg-dry | 1 | 2/22/2016 11:37:00 AM |
| Aroclor 1262 | ND | 0.220 | | mg/Kg-dry | 1 | 2/22/2016 11:37:00 AM |
| Aroclor 1268 | ND | 0.220 | | mg/Kg-dry | 1 | 2/22/2016 11:37:00 AM |
| Total PCBs | ND | 0.220 | | mg/Kg-dry | 1 | 2/22/2016 11:37:00 AM |
| Surr: Decachlorobiphenyl | 121 | 33.3-140 | | %Rec | 1 | 2/22/2016 11:37:00 AM |
| Surr: Tetrachloro-m-xylene | 131 | 23.2-142 | | %Rec | 1 | 2/22/2016 11:37:00 AM |
| **Sample Moisture (Percent Moisture)** | | | | Batch ID: R27798 | | Analyst: CG |
| Percent Moisture | 8.90 | 0.500 | | wt% | 1 | 2/22/2016 9:20:23 AM |

**Date:** *2/22/2016*

**Work Order:** 1602241
**CLIENT:** Envirocon
**Project:** BBGRR23 Ft. McClellan

# QC SUMMARY REPORT

## Polychlorinated Biphenyls (PCB) by EPA 8082

Sample ID **MB-13056** SampType: **MBLK** Units: **mg/Kg** Prep Date: **2/22/2016** RunNo: **27808**
Client ID: **MBLKS** Batch ID: **13056** Analysis Date: **2/22/2016** SeqNo: **523005**

| Analyte | Result | RL | SPK value | SPK Ref Val | %REC | LowLimit | HighLimit | RPD Ref Val | %RPD | RPDLimit | Qual |
|---|---|---|---|---|---|---|---|---|---|---|---|
| Aroclor 1016 | ND | 0.200 | | | | | | | | | |
| Aroclor 1221 | ND | 0.200 | | | | | | | | | |
| Aroclor 1232 | ND | 0.200 | | | | | | | | | |
| Aroclor 1242 | ND | 0.200 | | | | | | | | | |
| Aroclor 1248 | ND | 0.200 | | | | | | | | | |
| Aroclor 1254 | ND | 0.200 | | | | | | | | | |
| Aroclor 1260 | ND | 0.200 | | | | | | | | | |
| Aroclor 1262 | ND | 0.200 | | | | | | | | | |
| Aroclor 1268 | ND | 0.200 | | | | | | | | | |
| Total PCBs | ND | 0.200 | | | | | | | | | |
| Surr: Decachlorobiphenyl | 70.3 | | 50.00 | | 141 | 33.3 | 140 | | | | S |
| Surr: Tetrachloro-m-xylene | 69.9 | | 50.00 | | 140 | 23.2 | 142 | | | | |

**NOTES:**
S - Outlying surrogate recovery observed (high bias). Sample is non-detect; no further action required.

Sample ID **LCS-13056** SampType: **LCS** Units: **mg/Kg** Prep Date: **2/22/2016** RunNo: **27808**
Client ID: **LCSS** Batch ID: **13056** Analysis Date: **2/22/2016** SeqNo: **523003**

| Analyte | Result | RL | SPK value | SPK Ref Val | %REC | LowLimit | HighLimit | RPD Ref Val | %RPD | RPDLimit | Qual |
|---|---|---|---|---|---|---|---|---|---|---|---|
| Aroclor 1016 | 1.22 | 0.200 | 1.000 | 0 | 122 | 42.3 | 147 | | | | |
| Aroclor 1260 | 1.16 | 0.200 | 1.000 | 0 | 116 | 45.2 | 151 | | | | |
| Surr: Decachlorobiphenyl | 68.8 | | 50.00 | | 138 | 33.3 | 140 | | | | |
| Surr: Tetrachloro-m-xylene | 76.4 | | 50.00 | | 153 | 23.2 | 142 | | | | S |

**NOTES:**
S - Outlying surrogate recovery observed (high bias); spike recoveries are within range.

Sample ID **LCS2-13056** SampType: **LCS** Units: **mg/Kg** Prep Date: **2/22/2016** RunNo: **27808**
Client ID: **LCSS** Batch ID: **13056** Analysis Date: **2/22/2016** SeqNo: **523004**

| Analyte | Result | RL | SPK value | SPK Ref Val | %REC | LowLimit | HighLimit | RPD Ref Val | %RPD | RPDLimit | Qual |
|---|---|---|---|---|---|---|---|---|---|---|---|
| Aroclor 1254 | 0.976 | 0.200 | 1.000 | 0 | 97.6 | 44 | 117 | | | | |
| Surr: Decachlorobiphenyl | 61.7 | | 50.00 | | 123 | 33.3 | 140 | | | | |

**Date:** *2/22/2016*

**Work Order:** 1602241
**CLIENT:** Envirocon
**Project:** BBGRR23 Ft. McClellan

# QC SUMMARY REPORT

## Polychlorinated Biphenyls (PCB) by EPA 8082

Sample ID **LCS2-13056** SampType: **LCS** Units: **mg/Kg** Prep Date: **2/22/2016** RunNo: **27808**
Client ID: **LCSS** Batch ID: **13056** Analysis Date: **2/22/2016** SeqNo: **523004**

| Analyte | Result | RL | SPK value | SPK Ref Val | %REC | LowLimit | HighLimit | RPD Ref Val | %RPD | RPDLimit | Qual |
|---|---|---|---|---|---|---|---|---|---|---|---|
| Surr: Tetrachloro-m-xylene | 64.7 | | 50.00 | | 129 | 23.2 | 142 | | | | |

Sample ID **1602159-002ADUP** SampType: **DUP** Units: **mg/Kg-dry** Prep Date: **2/22/2016** RunNo: **27808**
Client ID: **BATCH** Batch ID: **13056** Analysis Date: **2/22/2016** SeqNo: **523057**

| Analyte | Result | RL | SPK value | SPK Ref Val | %REC | LowLimit | HighLimit | RPD Ref Val | %RPD | RPDLimit | Qual |
|---|---|---|---|---|---|---|---|---|---|---|---|
| Aroclor 1016 | ND | 0.278 | | | | | | 0 | | 30 | |
| Aroclor 1221 | ND | 0.278 | | | | | | 0 | | 30 | |
| Aroclor 1232 | ND | 0.278 | | | | | | 0 | | 30 | |
| Aroclor 1242 | ND | 0.278 | | | | | | 0 | | 30 | |
| Aroclor 1248 | ND | 0.278 | | | | | | 0 | | 30 | |
| Aroclor 1254 | ND | 0.278 | | | | | | 0 | | 30 | |
| Aroclor 1260 | ND | 0.278 | | | | | | 0 | | 30 | |
| Aroclor 1262 | ND | 0.278 | | | | | | 0 | | 30 | |
| Aroclor 1268 | ND | 0.278 | | | | | | 0 | | 30 | |
| Total PCBs | ND | 0.278 | | | | | | 0 | | 30 | |
| Surr: Decachlorobiphenyl | 75.8 | | 69.45 | | 109 | 33.3 | 140 | | 0 | | |
| Surr: Tetrachloro-m-xylene | 77.3 | | 69.45 | | 111 | 23.2 | 142 | | 0 | | |

Sample ID **1602241-001AMS** SampType: **MS** Units: **mg/Kg-dry** Prep Date: **2/22/2016** RunNo: **27808**
Client ID: **R23P079Q-BACK1** Batch ID: **13056** Analysis Date: **2/22/2016** SeqNo: **523061**

| Analyte | Result | RL | SPK value | SPK Ref Val | %REC | LowLimit | HighLimit | RPD Ref Val | %RPD | RPDLimit | Qual |
|---|---|---|---|---|---|---|---|---|---|---|---|
| Aroclor 1016 | 1.48 | 0.220 | 1.098 | 0 | 135 | 61.7 | 139 | | | | |
| Aroclor 1260 | 1.48 | 0.220 | 1.098 | 0 | 134 | 63.1 | 138 | | | | |
| Surr: Decachlorobiphenyl | 86.1 | | 54.88 | | 157 | 33.3 | 140 | | | | S |
| Surr: Tetrachloro-m-xylene | 89.5 | | 54.88 | | 163 | 23.2 | 142 | | | | S |

**NOTES:**
S - Outlying surrogate recovery(ies) observed. A duplicate analysis was performed and recovered within range.

**Date:** *2/22/2016*

**Work Order:** 1602241
**CLIENT:** Envirocon
**Project:** BBGRR23 Ft. McClellan

# QC SUMMARY REPORT

## Polychlorinated Biphenyls (PCB) by EPA 8082

Sample ID **1602241-001AMSD** SampType: **MSD** Units: **mg/Kg-dry** Prep Date: **2/22/2016** RunNo: **27808**
Client ID: **R23P079Q-BACK1** Batch ID: **13056** Analysis Date: **2/22/2016** SeqNo: **523062**

| Analyte | Result | RL | SPK value | SPK Ref Val | %REC | LowLimit | HighLimit | RPD Ref Val | %RPD | RPDLimit | Qual |
|---|---|---|---|---|---|---|---|---|---|---|---|
| Aroclor 1016 | 1.32 | 0.220 | 1.098 | 0 | 121 | 61.7 | 139 | 1.477 | 11.0 | 30 | |
| Aroclor 1260 | 1.31 | 0.220 | 1.098 | 0 | 120 | 63.1 | 138 | 1.476 | 11.7 | 30 | |
| Surr: Decachlorobiphenyl | 73.7 | | 54.88 | | 134 | 33.3 | 140 | | 0 | | |
| Surr: Tetrachloro-m-xylene | 73.8 | | 54.88 | | 134 | 23.2 | 142 | | 0 | | |

**Date:** *2/22/2016*

**Work Order:** 1602241
**CLIENT:** Envirocon
**Project:** BBGRR23 Ft. McClellan

# QC SUMMARY REPORT

## Sample Moisture (Percent Moisture)

Sample ID **1602241-001ADUP** SampType: **DUP** Units: **wt%** Prep Date: **2/22/2016** RunNo: **27798**
Client ID: **R23P079Q-BACK1** Batch ID: **R27798** Analysis Date: **2/22/2016** SeqNo: **522791**

| Analyte | Result | RL | SPK value | SPK Ref Val | %REC | LowLimit | HighLimit | RPD Ref Val | %RPD | RPDLimit | Qual |
|---|---|---|---|---|---|---|---|---|---|---|---|
| Percent Moisture | 8.64 | 0.500 | | | | | | 8.896 | 2.91 | 20 | |

# Sample Log-In Check List

| | | | |
|---|---|---|---|
| Client Name: | **ENVIR** | Work Order Number: | **1602241** |
| Logged by: | **Clare Griggs** | Date Received: | **2/20/2016 7:55:00 AM** |

## *Chain of Custody*

1. Is Chain of Custody complete? Yes ☑ No ☐ Not Present ☐
2. How was the sample delivered? FedEx

## *Log In*

3. Coolers are present? Yes ☑ No ☐ NA ☐
4. Shipping container/cooler in good condition? Yes ☑ No ☐
5. Custody Seals present on shipping container/cooler? (Refer to comments for Custody Seals not intact) Yes ☐ No ☐ Not Required ☑
6. Was an attempt made to cool the samples? Yes ☐ No ☑ NA ☐

**Unknown prior to receipt.**

7. Were all items received at a temperature of >0°C to 10.0°C * Yes ☐ No ☐ NA ☑
8. Sample(s) in proper container(s)? Yes ☑ No ☐
9. Sufficient sample volume for indicated test(s)? Yes ☑ No ☐
10. Are samples properly preserved? Yes ☑ No ☐
11. Was preservative added to bottles? Yes ☐ No ☑ NA ☐
12. Is there headspace in the VOA vials? Yes ☐ No ☐ NA ☑
13. Did all samples containers arrive in good condition(unbroken)? Yes ☑ No ☐
14. Does paperwork match bottle labels? Yes ☑ No ☐
15. Are matrices correctly identified on Chain of Custody? Yes ☑ No ☐
16. Is it clear what analyses were requested? Yes ☑ No ☐
17. Were all holding times able to be met? Yes ☑ No ☐

## *Special Handling (if applicable)*

18. Was client notified of all discrepancies with this order? Yes ☐ No ☐ NA ☑

| | | | |
|---|---|---|---|
| Person Notified: | | Date | |
| By Whom: | | Via: | ☐ eMail ☐ Phone ☐ Fax ☐ In Person |
| Regarding: | | | |
| Client Instructions: | | | |

19. Additional remarks:

**Item Information**

| Item # | Temp ºC |
|---|---|
| Cooler | 14.1 |
| Sample | 13.2 |

* Note: DoD/ELAP and TNI require items to be received at 4°C +/- 2°C

# Chain of Custody Record

**Fremont Analytical**

3600 Fremont Ave N.
Seattle, WA 98103
Tel: 206-352-3790
Fax: 206-352-7178

Date: 2/19/16

Laboratory Project No (Internal): 1602241

Page: 1 of: 1

Client: Envirocon
Address: 101 International Dr
City, State, Zip: Missoula, MT 59808
Telephone: 406 565 7576 Fax:

Project Name: BBGRRZ3 Ft. McClellan
Project No: 1495001
Collected by: Elizabeth Milodragovich
Location: Anniston, AL
Report To (PM): Elizabeth Milodragovich
PM Email: lmilodragovich@envirocon.com

*Matrix Codes: A = Air, AQ = Aqueous, B = Bulk, O = Other, P = Product, S = Soil, SD = Sediment, SL = Solid, W = Water, DW = Drinking Water, GW = Ground Water, SW = Storm Water, WW = Waste Water

| | Sample Name | Sample Date | Sample Time | Sample Type (Matrix)* | VOCs (EPA 8260 / 624) | GX/BTEX | BTEX | Gasoline Range Organics (GX) | Hydrocarbon Identification (HCID) | Diesel/Heavy Oil Range Organics (DX) | SVOCs (EPA 8270 / 625) | PAHs (EPA 8270 - SIM) | PCBs (EPA 8082 / 608) | Metals** (EPA 6020 / 200.8) | Total (T) \| Dissolved (D) | Anions (IC)*** | EDB (8011) | | | | | Comments |
|---|---|---|---|---|---|---|---|---|---|---|---|---|---|---|---|---|---|---|---|---|---|---|
| 1 | RZ3P0719Q-BACK1 | 2/19/16 | 11:30 | S | | | | | | | | | X | | | | | | | | | Monday, 2/22/16, end of day |
| 2 | | | | | | | | | | | | | | | | | | | | | | |
| 3 | | | | | | | | | | | | | | | | | | | | | | |
| 4 | | | | | | | | | | | | | | | | | | | | | | |
| 5 | | | | | | | | | | | | | | | | | | | | | | |
| 6 | | | | | | | | | | | | | | | | | | | | | | |
| 7 | | | | | | | | | | | | | | | | | | | | | | |
| 8 | | | | | | | | | | | | | | | | | | | | | | |
| 9 | | | | | | | | | | | | | | | | | | | | | | |
| 10 | | | | | | | | | | | | | | | | | | | | | | |

**Metals Analysis (Circle): MTCA-5 RCRA-8 Priority Pollutants TAL Individual: Ag Al As B Ba Be Ca Cd Co Cr Cu Fe Hg K Mg Mn Mo Na Ni Pb Sb Se Sr Sn Ti Tl U V Zn

***Anions (Circle): Nitrate Nitrite Chloride Sulfate Bromide O-Phosphate Fluoride Nitrate+Nitrite

Turn-around times for samples received after 4:00pm will begin on the following business day.

Special Remarks:

Sample Disposal: ☐ Return to Client ☐ Disposal by Lab (A fee may be assessed if samples are retained after 30 days.)

| | Relinquished | Date/Time | Received | Date/Time |
|---|---|---|---|---|
| 1 | [signature] | 2/19/16 12:00 | [signature] | 2/20/16 11:23 AM |
| 2 | [signature] | 2/20/16 12:24 PM | [signature] | 2/24/16 0755 |

TAT → SameDay* NextDay* 2 Day 3 Day STD
*Please confirm ahead with the lab in advance

Distribution: White - Lab, Yellow - File, Pink - Originator

www.fremontanalytical.com

3600 Fremont Ave. N.
Seattle, WA 98103
T: (206) 352-3790
F: (206) 352-7178
info@fremontanalytical.com

**Envirocon**
Elizabeth Milodragovich
101 International Dr.
Missoula, MT 59808

**RE: BBGRR23 Ft. McClellan**
**Lab ID: 1603052**

March 07, 2016

**Attention Elizabeth Milodragovich:**

Fremont Analytical, Inc. received 2 sample(s) on 3/4/2016 for the analyses presented in the following report.

***Polychlorinated Biphenyls (PCB) by EPA 8082***
***Sample Moisture (Percent Moisture)***

This report consists of the following:

- Case Narrative
- Analytical Results
- Applicable Quality Control Summary Reports
- Chain of Custody

All analyses were performed consistent with the Quality Assurance program of Fremont Analytical, Inc. Please contact the laboratory if you should have any questions about the results.

Thank you for using Fremont Analytical.

Sincerely,

Mike Ridgeway
President

**Date:** *03/07/2016*

**CLIENT:** Envirocon
**Project:** BBGRR23 Ft. McClellan
**Lab Order:** 1603052

# Work Order Sample Summary

| Lab Sample ID | Client Sample ID | Date/Time Collected | Date/Time Received |
|---|---|---|---|
| 1603052-001 | R23P079Q-BACK2 | 03/03/2016 11:40 AM | 03/04/2016 7:45 AM |
| 1603052-002 | R23P079Q-BACK3 | 03/03/2016 11:45 AM | 03/04/2016 7:45 AM |

Note: If no "Time Collected" is supplied, a default of 12:00AM is assigned

# Case Narrative

WO#: **1603052**

Date: **3/7/2016**

**CLIENT:** Envirocon

**Project:** BBGRR23 Ft. McClellan

I. SAMPLE RECEIPT:
Samples receipt information is recorded on the attached Sample Receipt Checklist.

II. GENERAL REPORTING COMMENTS:
Results are reported on a wet weight basis unless dry-weight correction is denoted in the units field on the analytical report ("mg/kg-dry" or "ug/kg-dry").

Matrix Spike (MS) and MS Duplicate (MSD) samples are tested from an analytical batch of "like" matrix to check for possible matrix effect. The MS and MSD will provide site specific matrix data only for those samples which are spiked by the laboratory. The sample chosen for spike purposes may or may not have been a sample submitted in this sample delivery group. The validity of the analytical procedures for which data is reported in this analytical report is determined by the Laboratory Control Sample (LCS) and the Method Blank (MB). The LCS and the MB are processed with the samples and the MS/MSD to ensure method criteria are achieved throughout the entire analytical process.

III. ANALYSES AND EXCEPTIONS:
Exceptions associated with this report will be footnoted in the analytical results page(s) or the quality control summary page(s) and/or noted below.

Qualifiers:

* - Flagged value is not within established control limits
B - Analyte detected in the associated Method Blank
D - Dilution was required
E - Value above quantitation range
H - Holding times for preparation or analysis exceeded
I - Analyte with an internal standard that does not meet established acceptance criteria
J - Analyte detected below Reporting Limit
N - Tentatively Identified Compound (TIC)
Q - Analyte with an initial or continuing calibration that does not meet established acceptance criteria (<20%RSD, <20% Drift or minimum RRF)
S - Spike recovery outside accepted recovery limits
ND - Not detected at the Reporting Limit
R - High relative percent difference observed

Acronyms:

%Rec - Percent Recovery
CCB - Continued Calibration Blank
CCV - Continued Calibration Verification
DF - Dilution Factor
HEM - Hexane Extractable Material
ICV - Initial Calibration Verification
LCS/LCSD - Laboratory Control Sample / Laboratory Control Sample Duplicate
MB or MBLANK - Method Blank
MDL - Method Detection Limit
MS/MSD - Matrix Spike / Matrix Spike Duplicate
PDS - Post Digestion Spike
Ref Val - Reference Value
RL - Reporting Limit
RPD - Relative Percent Difference
SD - Serial Dilution
SGT - Silica Gel Treatment
SPK - Spike
Surr - Surrogate

# Analytical Report

WO#: **1603052**
Date Reported: **3/7/2016**

**Client:** Envirocon
**Collection Date:** 3/3/2016 11:40:00 AM
**Project:** BBGRR23 Ft. McClellan
**Lab ID:** 1603052-001
**Matrix:** Soil
**Client Sample ID:** **R23P079Q-BACK2**

| Analyses | Result | RL | Qual | Units | DF | Date Analyzed |
|---|---|---|---|---|---|---|
| **Polychlorinated Biphenyls (PCB) by EPA 8082** | | | | Batch ID: 13158 | | Analyst: CM |
| Aroclor 1016 | ND | 0.117 | | mg/Kg-dry | 1 | 3/4/2016 4:43:00 PM |
| Aroclor 1221 | ND | 0.117 | | mg/Kg-dry | 1 | 3/4/2016 4:43:00 PM |
| Aroclor 1232 | ND | 0.117 | | mg/Kg-dry | 1 | 3/4/2016 4:43:00 PM |
| Aroclor 1242 | ND | 0.117 | | mg/Kg-dry | 1 | 3/4/2016 4:43:00 PM |
| Aroclor 1248 | ND | 0.117 | | mg/Kg-dry | 1 | 3/4/2016 4:43:00 PM |
| Aroclor 1254 | ND | 0.117 | | mg/Kg-dry | 1 | 3/4/2016 4:43:00 PM |
| Aroclor 1260 | ND | 0.117 | | mg/Kg-dry | 1 | 3/4/2016 4:43:00 PM |
| Aroclor 1262 | ND | 0.117 | | mg/Kg-dry | 1 | 3/4/2016 4:43:00 PM |
| Aroclor 1268 | ND | 0.117 | | mg/Kg-dry | 1 | 3/4/2016 4:43:00 PM |
| Total PCBs | ND | 0.117 | | mg/Kg-dry | 1 | 3/4/2016 4:43:00 PM |
| Surr: Decachlorobiphenyl | 81.2 | 30.8-168 | | %Rec | 1 | 3/4/2016 4:43:00 PM |
| Surr: Tetrachloro-m-xylene | 92.2 | 36.9-159 | | %Rec | 1 | 3/4/2016 4:43:00 PM |
| **Sample Moisture (Percent Moisture)** | | | | Batch ID: R28032 | | Analyst: SB |
| Percent Moisture | 15.8 | 0.500 | | wt% | 1 | 3/4/2016 10:04:12 AM |

**Date:** *3/7/2016*

**Work Order:** 1603052
**CLIENT:** Envirocon
**Project:** BBGRR23 Ft. McClellan

# QC SUMMARY REPORT

## Polychlorinated Biphenyls (PCB) by EPA 8082

Sample ID **MB-13158** SampType: **MBLK** Units: **mg/Kg** Prep Date: **3/4/2016** RunNo: **28061**
Client ID: **MBLKS** Batch ID: **13158** Analysis Date: **3/4/2016** SeqNo: **527400**

| Analyte | Result | RL | SPK value | SPK Ref Val | %REC | LowLimit | HighLimit | RPD Ref Val | %RPD | RPDLimit | Qual |
|---|---|---|---|---|---|---|---|---|---|---|---|
| Aroclor 1016 | ND | 0.100 | | | | | | | | | |
| Aroclor 1221 | ND | 0.100 | | | | | | | | | |
| Aroclor 1232 | ND | 0.100 | | | | | | | | | |
| Aroclor 1242 | ND | 0.100 | | | | | | | | | |
| Aroclor 1248 | ND | 0.100 | | | | | | | | | |
| Aroclor 1254 | ND | 0.100 | | | | | | | | | |
| Aroclor 1260 | ND | 0.100 | | | | | | | | | |
| Aroclor 1262 | ND | 0.100 | | | | | | | | | |
| Aroclor 1268 | ND | 0.100 | | | | | | | | | |
| Total PCBs | ND | 0.100 | | | | | | | | | |
| Surr: Decachlorobiphenyl | 39.4 | | 50.00 | | 78.9 | 30.8 | 168 | | | | |
| Surr: Tetrachloro-m-xylene | 46.1 | | 50.00 | | 92.3 | 36.9 | 159 | | | | |

Sample ID **LCS1-13158** SampType: **LCS** Units: **mg/Kg** Prep Date: **3/4/2016** RunNo: **28061**
Client ID: **LCSS** Batch ID: **13158** Analysis Date: **3/4/2016** SeqNo: **527398**

| Analyte | Result | RL | SPK value | SPK Ref Val | %REC | LowLimit | HighLimit | RPD Ref Val | %RPD | RPDLimit | Qual |
|---|---|---|---|---|---|---|---|---|---|---|---|
| Aroclor 1016 | 0.956 | 0.100 | 1.000 | 0 | 95.6 | 42.3 | 147 | | | | |
| Aroclor 1260 | 0.824 | 0.100 | 1.000 | 0 | 82.4 | 45.2 | 151 | | | | |
| Surr: Decachlorobiphenyl | 45.4 | | 50.00 | | 90.9 | 30.8 | 168 | | | | |
| Surr: Tetrachloro-m-xylene | 55.1 | | 50.00 | | 110 | 36.9 | 159 | | | | |

Sample ID **LCS2-13158** SampType: **LCS** Units: **mg/Kg** Prep Date: **3/4/2016** RunNo: **28061**
Client ID: **LCSS** Batch ID: **13158** Analysis Date: **3/4/2016** SeqNo: **527399**

| Analyte | Result | RL | SPK value | SPK Ref Val | %REC | LowLimit | HighLimit | RPD Ref Val | %RPD | RPDLimit | Qual |
|---|---|---|---|---|---|---|---|---|---|---|---|
| Aroclor 1254 | 0.690 | 0.100 | 1.000 | 0 | 69.0 | 44 | 117 | | | | |
| Surr: Decachlorobiphenyl | 31.2 | | 50.00 | | 62.4 | 30.8 | 168 | | | | |
| Surr: Tetrachloro-m-xylene | 39.6 | | 50.00 | | 79.2 | 36.9 | 159 | | | | |

**Date:** *3/7/2016*

**Work Order:** 1603052
**CLIENT:** Envirocon
**Project:** BBGRR23 Ft. McClellan

# QC SUMMARY REPORT

## Polychlorinated Biphenyls (PCB) by EPA 8082

Sample ID **1603052-001ADUP** SampType: **DUP** Units: **mg/Kg-dry** Prep Date: **3/4/2016** RunNo: **28061**
Client ID: **R23P079Q-BACK2** Batch ID: **13158** Analysis Date: **3/4/2016** SeqNo: **527393**

| Analyte | Result | RL | SPK value | SPK Ref Val | %REC | LowLimit | HighLimit | RPD Ref Val | %RPD | RPDLimit | Qual |
|---|---|---|---|---|---|---|---|---|---|---|---|
| Aroclor 1016 | ND | 0.118 | | | | | | 0 | | 30 | |
| Aroclor 1221 | ND | 0.118 | | | | | | 0 | | 30 | |
| Aroclor 1232 | ND | 0.118 | | | | | | 0 | | 30 | |
| Aroclor 1242 | ND | 0.118 | | | | | | 0 | | 30 | |
| Aroclor 1248 | ND | 0.118 | | | | | | 0 | | 30 | |
| Aroclor 1254 | ND | 0.118 | | | | | | 0 | | 30 | |
| Aroclor 1260 | ND | 0.118 | | | | | | 0 | | 30 | |
| Aroclor 1262 | ND | 0.118 | | | | | | 0 | | 30 | |
| Aroclor 1268 | ND | 0.118 | | | | | | 0 | | 30 | |
| Total PCBs | ND | 0.118 | | | | | | 0 | | 30 | |
| Surr: Decachlorobiphenyl | 43.3 | | 58.79 | | 73.6 | 30.8 | 168 | | 0 | | |
| Surr: Tetrachloro-m-xylene | 47.7 | | 58.79 | | 81.2 | 36.9 | 159 | | 0 | | |

Sample ID **1603052-001AMS** SampType: **MS** Units: **mg/Kg-dry** Prep Date: **3/4/2016** RunNo: **28061**
Client ID: **R23P079Q-BACK2** Batch ID: **13158** Analysis Date: **3/4/2016** SeqNo: **527394**

| Analyte | Result | RL | SPK value | SPK Ref Val | %REC | LowLimit | HighLimit | RPD Ref Val | %RPD | RPDLimit | Qual |
|---|---|---|---|---|---|---|---|---|---|---|---|
| Aroclor 1016 | 1.10 | 0.116 | 1.160 | 0.01971 | 93.2 | 61.7 | 139 | | | | |
| Aroclor 1260 | 0.982 | 0.116 | 1.160 | 0 | 84.7 | 63.1 | 138 | | | | |
| Surr: Decachlorobiphenyl | 49.7 | | 57.98 | | 85.7 | 30.8 | 168 | | | | |
| Surr: Tetrachloro-m-xylene | 54.2 | | 57.98 | | 93.4 | 36.9 | 159 | | | | |

Sample ID **1603052-001AMSD** SampType: **MSD** Units: **mg/Kg-dry** Prep Date: **3/4/2016** RunNo: **28061**
Client ID: **R23P079Q-BACK2** Batch ID: **13158** Analysis Date: **3/4/2016** SeqNo: **527395**

| Analyte | Result | RL | SPK value | SPK Ref Val | %REC | LowLimit | HighLimit | RPD Ref Val | %RPD | RPDLimit | Qual |
|---|---|---|---|---|---|---|---|---|---|---|---|
| Aroclor 1016 | 0.870 | 0.102 | 1.024 | 0.01971 | 83.1 | 61.7 | 139 | 1.101 | 23.4 | 30 | |
| Aroclor 1260 | 0.769 | 0.102 | 1.024 | 0 | 75.1 | 63.1 | 138 | 0.9825 | 24.4 | 30 | |
| Surr: Decachlorobiphenyl | 38.3 | | 51.19 | | 74.8 | 30.8 | 168 | | 0 | | |
| Surr: Tetrachloro-m-xylene | 45.2 | | 51.19 | | 88.4 | 36.9 | 159 | | 0 | | |

**Date:** *3/7/2016*

**Work Order:** 1603052
**CLIENT:** Envirocon
**Project:** BBGRR23 Ft. McClellan

# QC SUMMARY REPORT

## Polychlorinated Biphenyls (PCB) by EPA 8082

| | | | | | | | |
|---|---|---|---|---|---|---|---|
| Sample ID | **1603052-001AMSD** | SampType: | **MSD** | Units: | **mg/Kg-dry** | Prep Date: | **3/4/2016** | RunNo: **28061** |
| Client ID: | **R23P079Q-BACK2** | Batch ID: | **13158** | | | Analysis Date: | **3/4/2016** | SeqNo: **527395** |

| Analyte | Result | RL | SPK value | SPK Ref Val | %REC | LowLimit | HighLimit | RPD Ref Val | %RPD | RPDLimit | Qual |
|---|---|---|---|---|---|---|---|---|---|---|---|

**Date:** *3/7/2016*

**Work Order:** 1603052
**CLIENT:** Envirocon
**Project:** BBGRR23 Ft. McClellan

# QC SUMMARY REPORT

## Sample Moisture (Percent Moisture)

Sample ID **1603052-001ADUP** SampType: **DUP** Units: **wt%** Prep Date: **3/4/2016** RunNo: **28032**
Client ID: **R23P079Q-BACK2** Batch ID: **R28032** Analysis Date: **3/4/2016** SeqNo: **526903**

| Analyte | Result | RL | SPK value | SPK Ref Val | %REC | LowLimit | HighLimit | RPD Ref Val | %RPD | RPDLimit | Qual |
|---|---|---|---|---|---|---|---|---|---|---|---|
| Percent Moisture | 17.5 | 0.500 | | | | | | 15.79 | 10.4 | 20 | |

# Sample Log-In Check List

| | | | |
|---|---|---|---|
| Client Name: | **ENVIR** | Work Order Number: | **1603052** |
| Logged by: | **Clare Griggs** | Date Received: | **3/4/2016 7:45:00 AM** |

## *Chain of Custody*

1. Is Chain of Custody complete? Yes ☑ No ☐ Not Present ☐
2. How was the sample delivered? Client

## *Log In*

3. Coolers are present? Yes ☑ No ☐ NA ☐
4. Shipping container/cooler in good condition? Yes ☑ No ☐
5. Custody Seals present on shipping container/cooler? (Refer to comments for Custody Seals not intact) Yes ☐ No ☐ Not Required ☑
6. Was an attempt made to cool the samples? Yes ☐ No ☑ NA ☐

**Unknown prior to receipt.**

7. Were all items received at a temperature of >0°C to 10.0°C * Yes ☐ No ☑ NA ☐

**Please refer to item information.**

8. Sample(s) in proper container(s)? Yes ☑ No ☐
9. Sufficient sample volume for indicated test(s)? Yes ☑ No ☐
10. Are samples properly preserved? Yes ☑ No ☐
11. Was preservative added to bottles? Yes ☐ No ☑ NA ☐
12. Is there headspace in the VOA vials? Yes ☐ No ☐ NA ☑
13. Did all samples containers arrive in good condition(unbroken)? Yes ☑ No ☐
14. Does paperwork match bottle labels? Yes ☑ No ☐
15. Are matrices correctly identified on Chain of Custody? Yes ☑ No ☐
16. Is it clear what analyses were requested? Yes ☑ No ☐
17. Were all holding times able to be met? Yes ☑ No ☐

## *Special Handling (if applicable)*

18. Was client notified of all discrepancies with this order? Yes ☐ No ☐ NA ☑

| | | | |
|---|---|---|---|
| Person Notified: | | Date | |
| By Whom: | | Via: | ☐ eMail ☐ Phone ☐ Fax ☐ In Person |
| Regarding: | | | |
| Client Instructions: | | | |

19. Additional remarks:

**Item Information**

| Item # | Temp ºC |
|---|---|
| Cooler | 14.2 |
| Sample | 14.7 |

* Note: DoD/ELAP and TNI require items to be received at 4°C +/- 2°C

# Fremont Analytical

# Chain of Custody Record

3600 Fremont Ave N.
Seattle, WA 98103
Tel: 206-352-3790
Fax: 206-352-7178

Date: _____

Laboratory Project No (internal): 1603052

Page: 1 of: 1

Client: Envirocon
Address: 101 International Dr
City, State, Zip: Missoula, MT 59808
Telephone: 406 5657576 Fax: _____

Project Name: BBGRR23 Ft. McClellan
Project No: 1495001 Collected by: Elizabeth Milodragovich
Location: Anniston, AL
Report To (PM): Elizabeth Milodragovich
PM Email: lmilodragovich@envirocon.com

*Matrix Codes: A = Air, AQ = Aqueous, B = Bulk, O = Other, P = Product, S = Soil, SD = Sediment, SL = Solid, W = Water, DW = Drinking Water, GW = Ground Water, SW = Storm Water, WW = Waste Water

| | Sample Name | Sample Date | Sample Time | Sample Type (Matrix)* | VOCs (EPA 8260 / 624) | GX/BTEX | BTEX | Gasoline Range Organics (GX) | Hydrocarbon Identification (HCID) | Diesel/Heavy Oil Range Organics (DX) | SVOCs (EPA 8270 / 625) | PAHs (EPA 8270 - SIM) | PCBs (EPA 8082 / 608) | Metals** (EPA 6020 / 200.8) | Total (T) / Dissolved (D) | Anions (IC)*** | EDB (8011) | | | | | | | Comment |
|---|---|---|---|---|---|---|---|---|---|---|---|---|---|---|---|---|---|---|---|---|---|---|---|---|
| 1 | R23P079Q-BACK2 | 3/3/16 | 11:40 | S | | | | | | | | X | | | | | | | | | | | | |
| 2 | R23P079Q-BACK3 | 3/3/16 | 11:45 | S | | | | | | | | X | | | | | | | | | | | | HOLD |
| 3 | | | | | | | | | | | | | | | | | | | | | | | | |
| 4 | | | | | | | | | | | | | | | | | | | | | | | | |
| 5 | | | | | | | | | | | | | | | | | | | | | | | | |
| 6 | | | | | | | | | | | | | | | | | | | | | | | | |
| 7 | | | | | | | | | | | | | | | | | | | | | | | | |
| 8 | | | | | | | | | | | | | | | | | | | | | | | | |
| 9 | | | | | | | | | | | | | | | | | | | | | | | | |
| 10 | | | | | | | | | | | | | | | | | | | | | | | | |

**Metals Analysis (Circle): MTCA-5 RCRA-8 Priority Pollutants TAL Individual: Ag Al As B Ba Be Ca Cd Co Cr Cu Fe Hg K Mg Mn Mo Na Ni Pb Sb Se Sr Sn Ti Tl U V Zn

***Anions (Circle): Nitrate Nitrite Chloride Sulfate Bromide O-Phosphate Fluoride Nitrate+Nitrite

Turn-around times for samples received after 4:00pm will begin on the following business day.

Special Remarks:

Sample Disposal: ☐ Return to Client ☐ Disposal by Lab (A fee may be assessed if samples are retained after 30 days.)

| Relinquished | Date/Time | Received | Date/Time |
|---|---|---|---|
| [signature] | 3/3/16 12:30 | [signature] | 03/04/16 7:45 |
| Relinquished | Date/Time | Received | Date/Time |
| | | | |

TAT → SameDay^ NextDay^ 2 Day 3 Day STD

*Please coordinate with the lab in advance

Distribution: White - Lab, Yellow - File, Pink - Originator

www.fremontanalytical.com